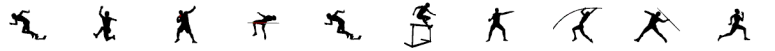




DECATHLON JUNIOR SUMMARY AFTER 5 EVENTS

RECORDS	RESULT	NAME	COUNTRY	AGE	VENUE	DATE
World Junior Record WJR	8397	Torsten VOSS	GDR	19	Erfurt	7 Jul 1982
Championships Record CR	8059	Arkadiy VASILYEV	RUS	19	Beijing (CSC)	17 Aug 2006
World Junior Leading WJL	8047	Jirí SÝKORA	CZE	19	Praha (ASK Slavia)	25 May 2014

22-23 July 2014




PLACE	BIB	NAME	COUNTRY	POINTS	POINTS BEHIND LEADER	100 Metres	Long Jump	Shot Put (6kg)	High Jump	400 Metres	110m Hurdles	Discus Throw	Pole Vault	Javelin Throw	1500 Metres
1	147	Cedric DUBLER	AUS	4329		10.80 (+0.6) 906 (3)	7.74 (+1.2) 995 (2) 1901 (2)	13.02 668 (24) 2569 (4)	2.09 887 (2) 3456 (2)	48.75 873 (5) 4329 (1)					
2	1295	Evgeniy LIKHANOV	RUS	4281	-48	11.01 (+1.4) 858 (14)	7.72 (+2.0) 990 (3) 1848 (4)	14.19 740 (9) 2588 (2)	2.09 887 (1) 3475 (1)	50.18 806 (16) 4281 (2)					
3	1132	Karsten WARHOLM	NOR	4238	-91	10.55 (+0.5) 963 (1)	7.53 (+2.6) 942 (4) 1905 (1)	11.60 582 (33) 2487 (7)	2.00 803 (7) 3290 (6)	47.21 948 (1) 4238 (3)					
4	1290	Roman KONDRATYEV	RUS	4236	-93	10.88 (+0.5) 888 (5)	7.29 (+2.4) 883 (8) 1771 (7)	14.93 785 (3) 2556 (5)	2.03 831 (4) 3387 (3)	49.25 849 (8) 4236 (4)					
5	455	Jirí SÝKORA	CZE	4206	-123	10.92 (+0.5) 878 (7)	7.35 (+2.0) 898 (6) 1776 (5)	15.50 820 (1) 2596 (1)	1.94 749 (16) 3345 (4)	49.00 861 (6) 4206 (5)					
6	260	Yuriy YERYOMICH	BLR	4134	-195	10.92 (+0.5) 878 (7)	7.80 (+2.1) 1010 (1) 1888 (3)	13.50 698 (19) 2586 (3)	1.94 749 (15) 3335 (5)	50.35 799 (20) 4134 (6)					
7	710	Tim NOWAK	GER	4114	-215	11.09 (+1.4) 841 (19)	7.16 (+1.4) 852 (14) 1693 (14)	14.47 757 (8) 2450 (11)	2.03 831 (6) 3281 (7)	49.60 833 (11) 4114 (7)					
8	1265	Fredriech PRETORIUS	RSA	4081	-248	11.05 (+1.0) 850 (17)	7.31 (+0.4) 888 (10) 1738 (10)	13.94 725 (14) 2463 (10)	1.97 776 (14) 3239 (8)	49.41 842 (9) 4081 (8)					
9	690	Fabian CHRIST	GER	4036	-293	10.99 (+0.5) 863 (12)	7.18 (+0.6) 857 (11) 1720 (12)	12.58 642 (29) 2362 (21)	1.94 749 (16) 3111 (17)	47.67 925 (2) 4036 (9)					
10	1576	Harrison WILLIAMS	USA	4032	-297	10.75 (+2.0) 917 (2)	6.80 (+0.7) 767 (25) 1684 (16)	13.53 700 (18) 2384 (16)	1.94 749 (16) 3133 (13)	48.21 899 (4) 4032 (10)					
11	659	David HALL	GBR	4016	-313	10.89 (+1.0) 885 (6)	6.66 (+2.2) 734 (29) 1619 (23)	13.62 705 (16) 2324 (23)	1.97 776 (11) 3100 (19)	47.85 916 (3) 4016 (11)					
12	1550	Gabriel MOORE	USA	4010	-319	10.98 (+2.0) 865 (11)	7.01 (+1.8) 816 (24) 1681 (17)	13.41 692 (20) 2373 (17)	1.97 776 (12) 3149 (12)	49.01 861 (7) 4010 (12)					
13	287	Jefferson SANTOS	BRA	3978	-351	11.12 (+1.4) 834 (21)	7.18 (+1.3) 857 (13) 1691 (15)	14.05 731 (12) 2422 (13)	2.00 803 (8) 3225 (9)	51.37 753 (28) 3978 (13)					
14	1394	Fredrik SAMUELSSON	SWE	3934	-395	11.20 (+1.0) 817 (24)	7.03 (+1.7) 821 (16) 1638 (21)	14.62 766 (6) 2404 (14)	1.94 749 (16) 3153 (10)	50.74 781 (24) 3934 (14)					
15	1355	Jan DEUBER	SUI	3931	-398	10.95 (+0.6) 872 (9)	7.27 (+0.5) 878 (19) 1750 (8)	12.76 653 (26) 2403 (15)	1.91 723 (23) 3126 (15)	50.21 805 (17) 3931 (15)					
16	1099	Loek VAN ZEVENBERGEN	NED	3920	-409	10.87 (+1.0) 890 (4)	7.29 (+1.4) 883 (7) 1773 (6)	11.78 593 (32) 2366 (20)	1.94 749 (21) 3115 (16)	50.21 805 (17) 3920 (16)					



DECATHLON JUNIOR SUMMARY AFTER 5 EVENTS

22-23 July 2014



PLACE	BIB	NAME	COUNTRY	POINTS	POINTS BEHIND LEADER	100 Metres	Long Jump	Shot Put (6kg)	High Jump	400 Metres	110m Hurdles	Discus Throw	Pole Vault	Javelin Throw	1500 Metres
17	587	Elmo SAVOLA	FIN	3909	-420	11.08 (+1.4) 843 (18)	6.99 (+1.1) 811 (17) 1654 (20)	13.22 681 (21) 2335 (22)	1.97 776 (13) 3111 (18)	50.37 798 (21) 3909 (17)					
18	1353	Luca BERNASCHINA	SUI	3908	-421	11.09 (+0.6) 841 (19)	7.39 (+2.5) 908 (5) 1749 (9)	14.50 759 (7) 2508 (6)	1.82 644 (27) 3152 (11)	51.29 756 (27) 3908 (18)					
19	288	Alex SOARES	BRA	3903	-426	11.20 (+0.6) 817 (24)	7.18 (0.0) 857 (12) 1674 (18)	15.21 803 (2) 2477 (8)	1.79 619 (28) 3096 (20)	50.16 807 (15) 3903 (19)					
20	547	Taavi TŠERNJAVSKI	EST	3886	-443	11.19 (+1.4) 819 (23)	6.85 (-0.1) 778 (22) 1597 (24)	14.73 773 (5) 2370 (18)	1.91 723 (24) 3093 (21)	50.48 793 (23) 3886 (20)					
21	427	Santiago A. FORD	CUB	3884	-445	11.26 (+0.6) 804 (28)	6.71 (-1.0) 746 (28) 1550 (27)	13.55 701 (17) 2251 (26)	2.03 831 (3) 3082 (22)	50.27 802 (19) 3884 (21)					
22	602	Mathias AKO	FRA	3870	-459	11.01 (+2.0) 858 (14)	7.27 (+1.8) 878 (9) 1736 (11)	13.98 727 (13) 2463 (9)	1.85 670 (25) 3133 (14)	51.72 737 (31) 3870 (22)					
23	159	David THOMSON	AUS	3849	-480	11.37 (+2.0) 780 (30)	6.96 (+3.3) 804 (20) 1584 (25)	13.86 720 (15) 2304 (24)	1.97 776 (9) 3080 (23)	51.00 769 (25) 3849 (23)					
24	449	Jan DOLEŽAL	CZE	3845	-484	11.03 (+1.0) 854 (16)	6.97 (+0.3) 807 (18) 1661 (19)	14.74 774 (4) 2435 (12)	1.76 593 (31) 3028 (24)	49.94 817 (13) 3845 (24)					
25	376	Qunhao WANG	CHN	3796	-533	11.45 (+0.6) 763 (32)	6.87 (0.0) 783 (21) 1546 (29)	12.59 642 (28) 2188 (30)	1.97 776 (9) 2964 (27)	49.63 832 (12) 3796 (25)					
26	1388	Andreas GUSTAFSSON	SWE	3769	-560	11.21 (+0.5) 814 (26)	6.74 (+2.7) 753 (27) 1567 (26)	12.86 659 (25) 2226 (27)	1.94 749 (22) 2975 (26)	50.44 794 (22) 3769 (26)					
27	1090	Sybren BLOK	NED	3718	-611	10.99 (+0.5) 863 (12)	6.80 (+1.1) 767 (26) 1630 (22)	14.19 740 (10) 2370 (19)	1.79 619 (30) 2989 (25)	51.91 729 (32) 3718 (27)					
28	530	Pablo TRESCOLÍ	ESP	3707	-622	11.21 (+0.6) 814 (26)	6.55 (+2.2) 709 (32) 1523 (31)	13.10 673 (23) 2196 (29)	1.85 670 (26) 2866 (29)	49.43 841 (10) 3707 (28)					
29	244	Benjamin HOUARDY	BEL	3696	-633	11.65 (+2.0) 721 (33)	6.84 (+1.8) 776 (23) 1497 (32)	12.16 616 (31) 2113 (31)	2.03 831 (4) 2944 (28)	51.39 752 (29) 3696 (29)					
30	1349	Aleksandar GRNOVIC	SRB	3666	-663	11.28 (+1.0) 799 (29)	6.72 (+0.4) 748 (30) 1547 (28)	14.09 734 (11) 2281 (25)	1.73 569 (33) 2850 (30)	49.97 816 (14) 3666 (30)					
31	529	Carlos SÁNCHEZ	ESP	3589	-740	11.16 (+1.0) 825 (22)	6.55 (+1.6) 709 (31) 1534 (30)	13.15 676 (22) 2210 (28)	1.79 619 (28) 2829 (31)	51.21 760 (26) 3589 (31)					
32	840	Simone FASSINA	ITA	3510	-819	11.39 (+1.4) 776 (31)	6.35 (-1.4) 664 (33) 1440 (33)	12.40 631 (30) 2071 (32)	1.94 749 (20) 2820 (32)	52.81 690 (33) 3510 (32)					
33	1068	Felipe RUIZ	MEX	3259	-1070	11.74 (+2.0) 703 (34)	6.04 (+2.1) 595 (34) 1298 (34)	12.68 648 (27) 1946 (33)	1.73 569 (32) 2515 (33)	51.56 744 (30) 3259 (33)					
	245	Vincent STAS	BEL	DNF		10.95 (+1.4) 872 (9)	7.13 (+1.3) 845 (15) 1717 (13)	DNS							











Official IAAF Partners





DECATHLON JUNIOR SUMMARY AFTER 5 EVENTS

22-23 July 2014

-  100 Metres
-  Long Jump
-  Shot Put (6kg)
-  High Jump
-  400 Metres
-  110m Hurdles
-  Discus Throw
-  Pole Vault
-  Javelin Throw
-  1500 Metres

PLACE	BIB	NAME	COUNTRY	POINTS	POINTS BEHIND LEADER
-------	-----	------	---------	--------	----------------------

Official IAAF Partners

