

SUMMARY



100 Metres Men - Round 1

First 3 in each heat (Q) and the next 6 fastest (q) advance to the Semi-Finals

RECORDS	RESULT	NAME	COUNTRY	AGE	VENUE	DATE
World Record WR	9.58	Usain BOLT	JAM	23	Berlin (Olympiastadion)	16 Aug 2009
Championships Record CR	9.58	Usain BOLT	JAM	23	Berlin (Olympiastadion)	16 Aug 2009
World Leading WL	9.81	Christian COLEMAN	USA	23	Palo Alto, CA (USA)	30 Jun 2019
Area Record AR		National Record NR			Personal Best PB	Season Best SB

27 September 2019

RANK	PLACE	HEAT	LANE	BIB	NAME	COUNTRY	DATE of BIRTH	RESULT	WIND
1	1	6	4		Christian COLEMAN	USA	6 Mar 96	9.98	Q +0.1
2	1	1	6		Akani SIMBINE	RSA	21 Sep 93	10.01	Q -0.3
3	1	2	9		Justin GATLIN	USA	10 Feb 82	10.06	Q -0.8
4	1	4	4		Yohan BLAKE	JAM	26 Dec 89	10.07 (.064)	Q -0.3
5	2	6	7		Lamont Marcell JACOBS	ITA	26 Sep 94	10.07 (.068)	Q +0.1
6	2	4	5		Jimmy VICAUT	FRA	27 Feb 92	10.08 (.071)	Q -0.3
7	1	3	4		Zharnel HUGHES	GBR	13 Jul 95	10.08 (.077)	Q -0.8
8	3	6	5		Abdul Hakim SANI BROWN	JPN	6 Mar 99	10.09	Q +0.1
9	1	5	2		Paulo André CAMILO DE OLIVEIRA	BRA	20 Aug 98	10.11	Q -0.3
10	2	2	7		Andre DE GRASSE	CAN	10 Nov 94	10.13	Q -0.8
11	2	3	8		Raymond EKEVWO	NGR	23 Mar 99	10.14 (.134)	Q -0.8
12	2	5	6		Michael RODGERS	USA	24 Apr 85	10.14 (.136)	Q -0.3
13	3	4	7		Arthur CISSÉ	CIV	29 Dec 96	10.14 (.138)	Q -0.3
14	2	1	3		Aaron BROWN	CAN	27 May 92	10.16	Q -0.3
15	4	4	3		Yoshihide KIRYU	JPN	15 Dec 95	10.18	q -0.3
16	3	3	5		Emmanuel MATADI	LBR	15 Apr 91	10.19 (.185)	Q -0.8
16	3	1	7		Zhenye XIE	CHN	17 Aug 93	10.19 (.185)	Q -0.3
18	3	2	4		Adam GEMILI	GBR	6 Oct 93	10.19 (.187)	Q -0.8
19	3	5	7		Filippo TORTU	ITA	15 Jun 98	10.20	Q -0.3
20	4	1	9		Taymir BURNET	NED	1 Oct 92	10.21 (.202)	q -0.3
20	4	5	8		Yuki KOIKE	JPN	13 May 95	10.21 (.202)	q -0.3
22	5	4	8		Bingtian SU	CHN	29 Aug 89	10.21 (.208)	q -0.3
23	4	2	6		Tyquendo TRACEY	JAM	10 Jun 93	10.21 (.209)	q -0.8
24	5	1	5		Ojie EDOBURUN	GBR	2 Jun 96	10.23 (.222)	q -0.3
25	6	1	8		Christopher BELCHER	USA	29 Jan 94	10.23 (.230)	-0.3
26	5	2	8		Edward OSEI-NKETIA	NZL	8 May 01	10.24 (.231)	-0.8
27	5	5	5		Hassan TAFTIAN	IRI	4 May 93	10.24 (.236)	-0.3
28	4	3	7		Simon MAGAKWE	RSA	14 May 86	10.25 (.241)	-0.8
29	6	5	4		Thando DLODLO	RSA	22 Apr 99	10.25 (.243)	-0.3
30	4	6	3		Rodrigo DO NASCIMENTO	BRA	26 Sep 94	10.25 (.244)	+0.1
31	5	6	6		Mario BURKE	BAR	18 Mar 97	10.31	+0.1
32	6	4	9		Kukyoung KIM	KOR	19 Apr 91	10.32	-0.3
33	5	3	6		Cejhae GREENE	ANT	6 Oct 95	10.33	-0.8
34	6	3	3		Joseph Paul AMOAH	GHA	12 Jan 97	10.36 (.355)	-0.8
35	6	6	2		Lalu Muhammad ZOHRI	INA	1 Jul 00	10.36 (.356)	+0.1
36	7	3	9		Zhouzheng XU	CHN	26 Dec 95	10.37 (.361)	-0.8
37	7	1	4		Kemar HYMAN	CAY	11 Oct 89	10.37 (.368)	-0.3
38	7	6	8		Alex WILSON	SUI	19 Sep 90	10.38 (.373)	+0.1
39	8	3	2		Ebrima CAMARA	GAM	18 Sep 96	10.38 (.375)	-0.8
40	6	2	5		Rohan BROWNING	AUS	31 Dec 97	10.40	-0.8

SUMMARY
100 Metres Men - Round 1

27 September 2019

RANK	PLACE	HEAT	LANE	BIB	NAME	COUNTRY	DATE of BIRTH	RESULT	WIND
41	7	4	6		Vitor Hugo DOS SANTOS	BRA	1 Feb 96	10.42	-0.3
42	7	2	3		Usheoritse ITSEKIRI	NGR	31 Jan 98	10.46	-0.8
43	8	1	2		Ratu Banuve TABAKAUCORO	FIJ	4 Sep 92	10.56	-0.3
44	8	4	2		Hakeem HUGGINS	SKN	21 Jan 97	10.62	-0.3
45	7	5	9		Owaab BARROW	QAT	20 Aug 01	12.82	-0.3
		2	2		Jonathan BARDOTTIER	MRI	7 Feb 92	DNS	-0.8
		6	9		Ngan NGOC NGHIA	VIE	20 Jul 98	DNS	+0.1

ALL-TIME TOP LIST				SEASON TOP LIST			
RESULT	NAME	VENUE	DATE	RESULT	NAME	VENUE	2019
9.58	Usain BOLT (JAM)	Berlin (Olympiastadion)	16 Aug 09	9.81	Christian COLEMAN (USA)	Palo Alto, CA (USA)	30 Jun
9.69	Tyson GAY (USA)	Shanghai	20 Sep 09	9.86	Noah LYLES (USA)	Shanghai (CHN)	18 May
9.69	Yohan BLAKE (JAM)	Lausanne (Pontaise)	23 Aug 12	9.86	Divine ODUDURU (NGR)	Austin, TX (USA)	7 Jun
9.72	Asafa POWELL (JAM)	Lausanne (Pontaise)	2 Sep 08	9.87	Justin GATLIN (USA)	Palo Alto, CA (USA)	30 Jun
9.74	Justin GATLIN (USA)	Doha (Hamad Bin Suhaim)	15 May 15	9.93	Cravon GILLESPIE (USA)	Austin, TX (USA)	7 Jun
9.78	Nesta CARTER (JAM)	Rieti (Guidobaldi)	29 Aug 10	9.93	Akani SIMBINE (RSA)	London (GBR)	20 Jul
9.79	Maurice GREENE (USA)	Athína	16 Jun 99	9.93	Arthur CISSÉ (CIV)	Leverkusen (GER)	24 Jul
9.79	Christian COLEMAN (USA)	Bruxelles (BEL)	31 Aug 18	9.95	Zharnel HUGHES (GBR)	London (GBR)	20 Jul
9.80	Steve MULLINGS (JAM)	Eugene (Hayward Field), OR	4 Jun 11	9.96	Yohan BLAKE (JAM)	Kingston (JAM)	21 Jun
9.82	Richard THOMPSON (TTO)	Port of Spain	21 Jun 14	9.96	Aaron BROWN (CAN)	Montreal (CAN)	26 Jul
				9.96	Raymond EKEVWO (NGR)	Prince Moulay Abdellah, Rabat (MAR)	27 Aug

RACE ANALYSIS



100 Metres Men - Round 1

First 3 in each heat (Q) and the next 6 fastest (q) advance to the Semi-Finals

Heat 5

6

27 September 2019

18:37 START TIME

25° C TEMPERATURE 67 % HUMIDITY

 -0.3m/s WIND

1	Paulo André CAMILO DE OLIVEIRA	BRA	20 Aug 98	10.11
2	Michael RODGERS	USA	24 Apr 85	10.14
3	Filippo TORTU	ITA	15 Jun 98	10.20
4	Yuki KOIKE	JPN	13 May 95	10.21
5	Hassan TAFTIAN	IRI	4 May 93	10.24
6	Thando DLODLO	RSA	22 Apr 99	10.25
7	Owaab BARROW	QAT	20 Aug 01	12.82

RESULTS



100 Metres Men - Round 1

First 3 in each heat (Q) and the next 6 fastest (q) advance to the Semi-Finals

RECORDS	RESULT NAME	COUNTRY	AGE	VENUE	DATE
World Record WR	9.58 Usain BOLT	JAM	23	Berlin (Olympiastadion)	16 Aug 2009
Championships Record CR	9.58 Usain BOLT	JAM	23	Berlin (Olympiastadion)	16 Aug 2009
World Leading WL	9.81 Christian COLEMAN	USA	23	Palo Alto, CA (USA)	30 Jun 2019
Area Record AR	National Record NR	Personal Best PB	Season Best SB		

Heat 1 6 27 September 2019 18:05 START TIME 25° C TEMPERATURE 67 % HUMIDITY -0.3m/s WIND

PLACE	NAME	COUNTRY	DATE OF BIRTH	LANE	RESULT	REACTION	Fn
1	Akani SIMBINE	RSA	21 Sep 93	6	10.01	Q 0.136	
2	Aaron BROWN	CAN	27 May 92	3	10.16	Q 0.155	
3	Zhenye XIE	CHN	17 Aug 93	7	10.19 (.185)	Q 0.169	
4	Taymir BURNET	NED	1 Oct 92	9	10.21 (.202)	q 0.146	
5	Ojie EDOBURUN	GBR	2 Jun 96	5	10.23 (.222)	q 0.146	
6	Christopher BELCHER	USA	29 Jan 94	8	10.23 (.230)	0.165	
7	Kemar HYMAN	CAY	11 Oct 89	4	10.37 (.368)	0.145	
8	Ratu Banuve TABAKAUCORO	FIJ	4 Sep 92	2	10.56	0.128	

Heat 2 6 27 September 2019 18:13 START TIME 25° C TEMPERATURE 67 % HUMIDITY -0.8m/s WIND

PLACE	NAME	COUNTRY	DATE OF BIRTH	LANE	RESULT	REACTION	Fn
1	Justin GATLIN	USA	10 Feb 82	9	10.06	Q 0.176	
2	Andre DE GRASSE	CAN	10 Nov 94	7	10.13	Q 0.138	
3	Adam GEMILI	GBR	6 Oct 93	4	10.19 (.187)	Q 0.163	
4	Tyquendo TRACEY	JAM	10 Jun 93	6	10.21 (.209)	q 0.135	
5	Edward OSEI-NKETIA	NZL	8 May 01	8	10.24 (.231)	0.132	
6	Rohan BROWNING	AUS	31 Dec 97	5	10.40	0.124	
7	Usheoritse ITSEKIRI	NGR	31 Jan 98	3	10.46	0.170	
8	Jonathan BARDOTTIER	MRI	7 Feb 92	2	DNS		

Heat 3 6 27 September 2019 18:21 START TIME 25° C TEMPERATURE 67 % HUMIDITY -0.8m/s WIND

PLACE	NAME	COUNTRY	DATE OF BIRTH	LANE	RESULT	REACTION	Fn
1	Zharnel HUGHES	GBR	13 Jul 95	4	10.08 (.077)	Q 0.138	
2	Raymond EKEVWO	NGR	23 Mar 99	8	10.14 (.134)	Q 0.162	
3	Emmanuel MATADI	LBR	15 Apr 91	5	10.19 (.185)	Q 0.137	
4	Simon MAGAKWE	RSA	14 May 86	7	10.25 (.241)	0.154	
5	Cejhae GREENE	ANT	6 Oct 95	6	10.33	0.158	
6	Joseph Paul AMOAH	GHA	12 Jan 97	3	10.36 (.355)	0.140	
7	Zhouzheng XU	CHN	26 Dec 95	9	10.37 (.361)	0.172	
8	Ebrima CAMARA	GAM	18 Sep 96	2	10.38 (.375)	0.142	

Heat 4 6 27 September 2019 18:29 START TIME 25° C TEMPERATURE 67 % HUMIDITY -0.3m/s WIND

PLACE	NAME	COUNTRY	DATE OF BIRTH	LANE	RESULT	REACTION	Fn
1	Yohan BLAKE	JAM	26 Dec 89	4	10.07 (.064)	Q 0.166	
2	Jimmy VICAUT	FRA	27 Feb 92	5	10.08 (.071)	Q 0.154	
3	Arthur CISSÉ	CIV	29 Dec 96	7	10.14 (.138)	Q 0.130	
4	Yoshihide KIRYU	JPN	15 Dec 95	3	10.18	q 0.121	
5	Bingtian SU	CHN	29 Aug 89	8	10.21 (.208)	q 0.129	
6	Kukyoung KIM	KOR	19 Apr 91	9	10.32	0.149	
7	Vitor Hugo DOS SANTOS	BRA	1 Feb 96	6	10.42	0.149	
8	Hakeem HUGGINS	SKN	21 Jan 97	2	10.62	0.141	



RESULTS
100 Metres Men - Round 1

Heat 5 **6**

27 September 2019 18:37 START TIME

25° C TEMPERATURE 67 % HUMIDITY

 -0.3m/s WIND

PLACE	NAME	COUNTRY	DATE of BIRTH	LANE	RESULT	REACTION	Fn
1	Paulo André CAMILO DE OLIVEIRA	BRA	20 Aug 98	2	10.11	Q	0.143
2	Michael RODGERS	USA	24 Apr 85	6	10.14 (.136)	Q	0.161
3	Filippo TORTU	ITA	15 Jun 98	7	10.20	Q	0.181
4	Yuki KOIKE	JPN	13 May 95	8	10.21 (.202)	q	0.158
5	Hassan TAFTIAN	IRI	4 May 93	5	10.24 (.236)		0.167
6	Thando DLODLO	RSA	22 Apr 99	4	10.25 (.243)		0.150
7	Owaab BARROW	QAT	20 Aug 01	9	12.82		0.142

Heat 6 **6**

27 September 2019 18:45 START TIME

25° C TEMPERATURE 67 % HUMIDITY

 +0.1m/s WIND

PLACE	NAME	COUNTRY	DATE of BIRTH	LANE	RESULT	REACTION	Fn
1	Christian COLEMAN	USA	6 Mar 96	4	9.98	Q	0.148
2	Lamont Marcell JACOBS	ITA	26 Sep 94	7	10.07 (.068)	Q	0.154
3	Abdul Hakim SANI BROWN	JPN	6 Mar 99	5	10.09	Q	0.175
4	Rodrigo DO NASCIMENTO	BRA	26 Sep 94	3	10.25 (.244)		0.142
5	Mario BURKE	BAR	18 Mar 97	6	10.31		0.134
6	Lalu Muhammad ZOHRI	INA	1 Jul 00	2	10.36 (.356)		0.193
7	Alex WILSON	SUI	19 Sep 90	8	10.38 (.373)		0.106
	Ngan NGOC NGHIA	VIE	20 Jul 98	9	DNS		

ALL-TIME TOP LIST

SEASON TOP LIST

RESULT	NAME	VENUE	DATE
9.58	Usain BOLT (JAM)	Berlin (Olympiastadion)	16 Aug 09
9.69	Tyson GAY (USA)	Shanghai	20 Sep 09
9.69	Yohan BLAKE (JAM)	Lausanne (Pontaise)	23 Aug 12
9.72	Asafa POWELL (JAM)	Lausanne (Pontaise)	2 Sep 08
9.74	Justin GATLIN (USA)	Doha (Hamad Bin Suhaim)	15 May 15
9.78	Nesta CARTER (JAM)	Rieti (Guidobaldi)	29 Aug 10
9.79	Maurice GREENE (USA)	Athina	16 Jun 99
9.79	Christian COLEMAN (USA)	Bruxelles (BEL)	31 Aug 18
9.80	Steve MULLINGS (JAM)	Eugene (Hayward Field), OR	4 Jun 11
9.82	Richard THOMPSON (TTO)	Port of Spain	21 Jun 14

RESULT	NAME	VENUE	2019
9.81	Christian COLEMAN (USA)	Palo Alto, CA (USA)	30 Jun
9.86	Noah LYLES (USA)	Shanghai (CHN)	18 May
9.86	Divine ODUDURU (NGR)	Austin, TX (USA)	7 Jun
9.87	Justin GATLIN (USA)	Palo Alto, CA (USA)	30 Jun
9.93	Cravon GILLESPIE (USA)	Austin, TX (USA)	7 Jun
9.93	Akani SIMBINE (RSA)	London (GBR)	20 Jul
9.93	Arthur CISSÉ (CIV)	Leverkusen (GER)	24 Jul
9.95	Zharnel HUGHES (GBR)	London (GBR)	20 Jul
9.96	Yohan BLAKE (JAM)	Kingston (JAM)	21 Jun
9.96	Aaron BROWN (CAN)	Montreal (CAN)	26 Jul
9.96	Raymond EKEVWO (NGR)	Prince Moulay Abdellah, Rabat (MAR)	27 Aug

SUMMARY



100 Metres Men - Preliminary Round

First 1 in each heat (Q) and the next 5 fastest (q) advance to the 1st Round

RECORDS	RESULT	NAME	COUNTRY	AGE	VENUE	DATE
World Record WR	9.58	Usain BOLT	JAM	23	Berlin (Olympiastadion)	16 Aug 2009
Championships Record CR	9.58	Usain BOLT	JAM	23	Berlin (Olympiastadion)	16 Aug 2009
World Leading WL	9.81	Christian COLEMAN	USA	23	Palo Alto, CA (USA)	30 Jun 2019
Area Record AR		National Record NR		Personal Best PB		Season Best SB

27 September 2019

RANK	PLACE	HEAT	LANE	BIB	NAME	COUNTRY	DATE OF BIRTH	RESULT	WIND
1	1	1	2		Taymir BURNET	NED	1 Oct 92	10.23	Q +0.1
2	1	2	6		Kukeyoung KIM	KOR	19 Apr 91	10.32	Q +0.4
3	1	3	9		Zhouzheng XU	CHN	26 Dec 95	10.35	Q +0.3
4	1	4	5		Ebrima CAMARA	GAM	18 Sep 96	10.36	Q 0.0
5	2	1	5		Hakeem HUGGINS	SKN	21 Jan 97	10.49	q +0.1
6	2	4	4		Ratu Banuve TABAKAUCORO	FIJ	4 Sep 92	10.56	q 0.0
7	2	3	6		Jonathan BARDOTTIER	MRI	7 Feb 92	10.61	q +0.3
8	3	1	7		Owaab BARROW	QAT	20 Aug 01	10.64	q PB +0.1
9	2	2	4		Ngan NGOC NGHIA	VIE	20 Jul 98	10.67	q SB +0.4
10	3	2	5		Yendountien TIEBEKABE	TOG	18 Jan 91	10.69	+0.4
11	3	4	2		Stern Noel LIFFA	MAW	17 Jul 00	10.72	NR 0.0
12	3	3	8		Melique GARCIA	HON	28 Jun 92	10.76	+0.3
13	4	2	8		Brandon JONES	BIZ	19 Jul 87	10.88	+0.4
14	4	3	7		Rossene MPINGO	COD	31 Aug 97	10.98	PB +0.3
15	4	4	9		Jonah HARRIS	NRU	16 Jan 99	11.01	0.0
16	4	1	8		Ronald Lawrence FOTOFILI	TGA	6 Jul 98	11.06	+0.1
17	5	1	4		Saymon RIJO MORRIS	AIA	2 Nov 00	11.11	PB +0.1
18	5	2	9		Paul MA'UNIKENI	SOL	14 Apr 00	11.29	SB +0.4
19	5	3	3		Scott James FITI	FSM	17 Jul 95	11.34	+0.3
20	5	4	6		Cheick CAMARA	GUI	16 Apr 98	11.38	PB 0.0
21	6	1	3		Said GILANI	AFG	5 Feb 96	11.45	SB +0.1
22	6	3	5		Bleu Michael PEREZ	GUM	29 Sep 96	11.48	SB +0.3
23	6	2	7		Tirioro Kamoriki WILLIE	KIR	15 Aug 99	11.57	+0.4
24	6	4	3		Dinesh Kumar DHAKAL	BHU	5 May 96	11.64	NR 0.0
25	7	4	7		Nainoa Soto THOMPSON	ASA	14 Mar 97	11.66	0.0
26	8	4	8		Adrian Justin Jimena ILILAU	PLW	21 Apr 00	11.67	0.0
27	7	1	9		Tikove PIIRA	COK	1 Apr 00	11.81	+0.1
28	7	3	4		Don MOTELLANG	MHL	27 Jul 98	11.89	PB +0.3
29	8	1	6		Alpha DIAGANA	MTN	5 Nov 93	12.30	PB +0.1
		2	3		Ahmed ALI	SUD	15 Nov 93	DNS	+0.4

ALL-TIME TOP LIST

RESULT	NAME	VENUE	DATE
9.58	Usain BOLT (JAM)	Berlin (Olympiastadion)	16 Aug 09
9.69	Tyson GAY (USA)	Shanghai	20 Sep 09
9.69	Yohan BLAKE (JAM)	Lausanne (Pontaise)	23 Aug 12
9.72	Asafa POWELL (JAM)	Lausanne (Pontaise)	2 Sep 08
9.74	Justin GATLIN (USA)	Doha (Hamad Bin Suhaim)	15 May 15
9.78	Nesta CARTER (JAM)	Rieti (Guidobaldi)	29 Aug 10
9.79	Maurice GREENE (USA)	Athina	16 Jun 99
9.79	Christian COLEMAN (USA)	Bruxelles (BEL)	31 Aug 18
9.80	Steve MULLINGS (JAM)	Eugene (Hayward Field), OR	4 Jun 11
9.82	Richard THOMPSON (TTO)	Port of Spain	21 Jun 14

SEASON TOP LIST

RESULT	NAME	VENUE	2019
9.81	Christian COLEMAN (USA)	Palo Alto, CA (USA)	30 Jun
9.86	Noah LYLES (USA)	Shanghai (CHN)	18 May
9.86	Divine ODUDURU (NGR)	Austin, TX (USA)	7 Jun
9.87	Justin GATLIN (USA)	Palo Alto, CA (USA)	30 Jun
9.93	Cravon GILLESPIE (USA)	Austin, TX (USA)	7 Jun
9.93	Akani SIMBINE (RSA)	London (GBR)	20 Jul
9.93	Arthur CISSÉ (CIV)	Leverkusen (GER)	24 Jul
9.95	Zharnel HUGHES (GBR)	London (GBR)	20 Jul
9.96	Yohan BLAKE (JAM)	Kingston (JAM)	21 Jun
9.96	Aaron BROWN (CAN)	Montreal (CAN)	26 Jul
9.96	Raymond EKEVWO (NGR)	Prince Moulay Abdellah, Rabat (MAR)	27 Aug

RESULTS



100 Metres Men - Preliminary Round

First 1 in each heat (Q) and the next 5 fastest (q) advance to the 1st Round

RECORDS	RESULT NAME	COUNTRY	AGE	VENUE	DATE
World Record WR	9.58 Usain BOLT	JAM	23	Berlin (Olympiastadion)	16 Aug 2009
Championships Record CR	9.58 Usain BOLT	JAM	23	Berlin (Olympiastadion)	16 Aug 2009
World Leading WL	9.81 Christian COLEMAN	USA	23	Palo Alto, CA (USA)	30 Jun 2019
Area Record AR	National Record NR	Personal Best PB	Season Best SB		

Heat 1 4 27 September 2019 16:35 START TIME 36° C TEMPERATURE 67 % HUMIDITY +0.1m/s WIND

PLACE	NAME	COUNTRY	DATE OF BIRTH	LANE	RESULT	REACTION	Fn
1	Taymir BURNET	NED	1 Oct 92	2	10.23	Q	0.154
2	Hakeem HUGGINS	SKN	21 Jan 97	5	10.49	q	0.163
3	Owaab BARROW	QAT	20 Aug 01	7	10.64	q PB	0.156
4	Ronald Lawrence FOTOFILI	TGA	6 Jul 98	8	11.06		0.174
5	Saymon RIJO MORRIS	AIA	2 Nov 00	4	11.11	PB	0.151
6	Said GILANI	AFG	5 Feb 96	3	11.45	SB	0.146
7	Tikove PIIRA	COK	1 Apr 00	9	11.81		0.164
8	Alpha DIAGANA	MTN	5 Nov 93	6	12.30	PB	0.167

Heat 2 4 27 September 2019 16:43 START TIME 35° C TEMPERATURE 67 % HUMIDITY +0.4m/s WIND

PLACE	NAME	COUNTRY	DATE OF BIRTH	LANE	RESULT	REACTION	Fn
1	Kukyong KIM	KOR	19 Apr 91	6	10.32	Q	0.139
2	Ngan NGOC NGHIA	VIE	20 Jul 98	4	10.67	q SB	0.204
3	Yendountien TIEBEKABE	TOG	18 Jan 91	5	10.69		0.132
4	Brandon JONES	BIZ	19 Jul 87	8	10.88		0.205
5	Paul MA'UNIKENI	SOL	14 Apr 00	9	11.29	SB	0.185
6	Tirioro Kamoriki WILLIE	KIR	15 Aug 99	7	11.57		0.172
	Ahmed ALI	SUD	15 Nov 93	3	DNS		

Heat 3 4 27 September 2019 16:51 START TIME 35° C TEMPERATURE 67 % HUMIDITY +0.3m/s WIND

PLACE	NAME	COUNTRY	DATE OF BIRTH	LANE	RESULT	REACTION	Fn
1	Zhouzheng XU	CHN	26 Dec 95	9	10.35	Q	0.164
2	Jonathan BARDOTTIER	MRI	7 Feb 92	6	10.61	q	0.176
3	Melique GARCIA	HON	28 Jun 92	8	10.76		0.122
4	Rossene MPINGO	COD	31 Aug 97	7	10.98	PB	0.126
5	Scott James FITI	FSM	17 Jul 95	3	11.34		0.173
6	Bleu Michael PEREZ	GUM	29 Sep 96	5	11.48	SB	0.147
7	Don MOTELLANG	MHL	27 Jul 98	4	11.89	PB	0.157

Heat 4 4 27 September 2019 16:59 START TIME 35° C TEMPERATURE 67 % HUMIDITY 0.0m/s WIND

PLACE	NAME	COUNTRY	DATE OF BIRTH	LANE	RESULT	REACTION	Fn
1	Ebrima CAMARA	GAM	18 Sep 96	5	10.36	Q	0.136
2	Ratu Banuve TABAKAUCORO	FIJ	4 Sep 92	4	10.56	q	0.133
3	Stern Noel LIFFA	MAW	17 Jul 00	2	10.72	NR	0.220
4	Jonah HARRIS	NRU	16 Jan 99	9	11.01		0.111
5	Cheick CAMARA	GUI	16 Apr 98	6	11.38	PB	0.186
6	Dinesh Kumar DHAKAL	BHU	5 May 96	3	11.64	NR	0.195
7	Nainoa Soto THOMPSON	ASA	14 Mar 97	7	11.66		0.166
8	Adrian Justin Jimena ILILAU	PLW	21 Apr 00	8	11.67		0.180

RESULTS
100 Metres Men - Preliminary Round

ALL-TIME TOP LIST				SEASON TOP LIST			
RESULT	NAME	VENUE	DATE	RESULT	NAME	VENUE	2019
9.58	Usain BOLT (JAM)	Berlin (Olympiastadion)	16 Aug 09	9.81	Christian COLEMAN (USA)	Palo Alto, CA (USA)	30 Jun
9.69	Tyson GAY (USA)	Shanghai	20 Sep 09	9.86	Noah LYLES (USA)	Shanghai (CHN)	18 May
9.69	Yohan BLAKE (JAM)	Lausanne (Pontaise)	23 Aug 12	9.86	Divine ODUDURU (NGR)	Austin, TX (USA)	7 Jun
9.72	Asafa POWELL (JAM)	Lausanne (Pontaise)	2 Sep 08	9.87	Justin GATLIN (USA)	Palo Alto, CA (USA)	30 Jun
9.74	Justin GATLIN (USA)	Doha (Hamad Bin Suhaim)	15 May 15	9.93	Cravon GILLESPIE (USA)	Austin, TX (USA)	7 Jun
9.78	Nesta CARTER (JAM)	Rieti (Guidobaldi)	29 Aug 10	9.93	Akani SIMBINE (RSA)	London (GBR)	20 Jul
9.79	Maurice GREENE (USA)	Athína	16 Jun 99	9.93	Arthur CISSÉ (CIV)	Leverkusen (GER)	24 Jul
9.79	Christian COLEMAN (USA)	Bruxelles (BEL)	31 Aug 18	9.95	Zharnel HUGHES (GBR)	London (GBR)	20 Jul
9.80	Steve MULLINGS (JAM)	Eugene (Hayward Field), OR	4 Jun 11	9.96	Yohan BLAKE (JAM)	Kingston (JAM)	21 Jun
9.82	Richard THOMPSON (TTO)	Port of Spain	21 Jun 14	9.96	Aaron BROWN (CAN)	Montreal (CAN)	26 Jul
				9.96	Raymond EKEVWO (NGR)	Prince Moulay Abdellah, Rabat (MAR)	27 Aug

SUMMARY



5000 Metres Men - Round 1

First 5 in each heat (Q) and the next 5 fastest (q) advance to the Final

ATHLETE INGEBRIGSTEN J. REINSTATED BY THE JURY OF APPEAL

RECORDS	RESULT	NAME	COUNTRY	AGE	VENUE	DATE
World Record WR	12:37.35	Kenenisa BEKELE	ETH	22	Hengelo (Blankers-Koen Stadion)	31 May 2004
Championships Record CR	12:52.79	Eliud KIPCHOGE	KEN	19	Paris Saint-Denis (Stade de France)	31 Aug 2003
World Leading WL	12:52.98	Telahun Haile BEKELE	ETH	20	Roma (ITA)	6 Jun 2019
Area Record AR		National Record NR		Personal Best PB		Season Best SB

27 September 2019

RANK	PLACE	HEAT	BIB	NAME	COUNTRY	DATE of BIRTH	RESULT	
1	1	2		Paul CHELIMO	USA	27 Oct 90	13:20.18	Q
2	2	2		Telahun Haile BEKELE	ETH	13 May 99	13:20.45	Q
3	3	2		Filip INGEBRIGTSEN	NOR	20 Apr 93	13:20.52	Q
4	4	2		Stewart MCSWEYN	AUS	1 Jun 95	13:20.58	Q
5	5	2		Nicholas Kipkorir KIMELI	KEN	29 Sep 98	13:20.82	Q
6	6	2		Isaac KIMELI	BEL	9 Mar 94	13:20.99	q
7	7	2		Henrik INGEBRIGTSEN	NOR	24 Feb 91	13:21.22	q
8	8	2		Hassan MEAD	USA	28 Aug 89	13:22.11	q SB
9	1	1		Selemon BAREGA	ETH	20 Jan 00	13:24.69	Q
10	2	1		Jacob KRÖP	KEN	4 Jun 01	13:24.94	Q
11	3	1		Muktar EDRIS	ETH	14 Jan 94	13:25.00	Q SB
12	4	1		Jakob INGEBRIGTSEN	NOR	19 Sep 00	13:25.20	Q
13	5	1		Mohammed AHMED	CAN	5 Jan 91	13:25.35	Q
14	6	1		Birhanu BALEW	BRN	27 Feb 96	13:25.70	q
15	9	2		Justyn KNIGHT	CAN	19 Jul 96	13:25.95	q
16	7	1		Andrew BUTCHART	GBR	14 Oct 91	13:26.46	
17	8	1		Morgan MCDONALD	AUS	23 Apr 96	13:26.80	
18	10	2		Stephen KISSA	UGA	1 Dec 95	13:27.36	
19	9	1		Ben TRUE	USA	29 Dec 85	13:27.39	
20	10	1		Patrick TIERNAN	AUS	11 Sep 94	13:28.42	
21	11	1		Yemaneberhan CRIPPA	ITA	15 Oct 96	13:29.08	
22	11	2		Bouh IBRAHIM	DJI	1 Jan 97	13:36.39	
23	12	2		Ben CONNOR	GBR	17 Oct 92	13:36.92	
24	13	2		Sam PARSONS	GER	18 Jun 94	13:38.53	
25	12	1		Julien WANDERS	SUI	18 Mar 96	13:38.95	
26	13	1		Robin HENDRIX	BEL	14 Jan 95	13:39.69	
27	14	2		Abadi HADIS	ETH	6 Nov 97	13:42.89	
28	14	1		Oscar CHELIMO	UGA	12 Dec 01	13:42.94	
29	15	1		Marc SCOTT	GBR	21 Dec 93	13:47.12	
30	16	1		Richard RINGER	GER	27 Feb 89	13:49.20	
31	15	2		Soufiyan BOUQANTAR	MAR	30 Aug 93	14:03.16	
32	17	1		Jamal Abdelmaji EISA MOHAMMED	ART	28 Aug 93	14:15.32	
33	18	1		Tariq Ahmed AL AMRI	KSA	23 Dec 90	14:21.19	
34	16	2		Tachlowini GABRIYESOS	ART	1 Jan 98	14:28.11	
35	19	1	Y	Braima Suncar DABÓ	GBS	23 May 93	18:10.87	PB
		2		Gerald Nicolas GIRALDO VILLA	COL	21 Mar 89	DNF	
		2		Said EL OTMANI	ITA	14 Oct 91	DNF	
		2		Viro MA	CAM	14 Apr 87	DNF	
		1		Jonathan BUSBY	ARU	24 Apr 86	DQ	144.3(f)

SUMMARY
5000 Metres Men - Round 1

ATHLETE INGBRIGSTEN J. REINSTATED BY THE JURY OF APPEAL


27 September 2019

RANK	PLACE	HEAT	BIB	NAME	COUNTRY	DATE of BIRTH	RESULT
------	-------	------	-----	------	---------	---------------	--------

NOTE IAAF Rule 144.3(f) - Receiving physical support from another athlete
Y Yellow Card - BIB 897 - 144.2 Giving Assistance

ALL-TIME TOP LIST				SEASON TOP LIST			
RESULT	NAME	VENUE	DATE	RESULT	NAME	VENUE	2019
12:37.35	Kenenisa BEKELE (ETH)	engelo (Blankers-Koen Stadion)	31 May 04	12:52.98	Telahun Haile BEKELE (ETH)	Roma (ITA)	6 Jun
12:39.36	Haile GEBRSELASSIE (ETH)	Helsinki	13 Jun 98	12:53.04	Selemon BAREGA (ETH)	Roma (ITA)	6 Jun
12:39.74	Daniel KOMEN (KEN)	Bruxelles	22 Aug 97	12:54.92	Hagos GEBRHIWET (ETH)	Roma (ITA)	6 Jun
12:43.02	Selemon BAREGA (ETH)	Bruxelles (BEL)	31 Aug 18	12:56.26	Birhanu BALEW (BRN)	Roma (ITA)	6 Jun
12:45.82	Hagos GEBRHIWET (ETH)	Bruxelles (BEL)	31 Aug 18	12:56.48	Abadi HADIS (ETH)	Roma (ITA)	6 Jun
12:46.53	Eliud KIPCHOGE (KEN)	Roma (Stadio Olimpico)	2 Jul 04	12:57.41	Joshua CHEPTEGEI (UGA)	Zürich (SUI)	29 Aug
12:46.79	Yomif KEJELCHA (ETH)	Bruxelles (BEL)	31 Aug 18	12:57.90	Nicholas Kipkorir KIMELI (KEN)	Hengelo (NED)	9 Jun
12:46.81	Dejen GEBREMESKEL (ETH)	int-Denis (Stade de France)	6 Jul 12	12:58.10	William KINCAID (USA)	hael Jordan Track, Nike Campus, Beave	10 Sep
12:47.04	Sileshi SIHINE (ETH)	Roma (Stadio Olimpico)	2 Jul 04	12:58.16	Mohammed AHMED (CAN)	Roma (ITA)	6 Jun
12:48.64	Isiah Kiplangat KOECH (KEN)	nt-Denis (Stade de France)	6 Jul 12	13:00.13	Lopez LOMONG (USA)	ichael Jordan Track, Nike Campus, Beave	10 Sep

RACE ANALYSIS



5000 Metres Men - Round 1

First 5 in each heat (Q) and the next 5 fastest (q) advance to the Final

ATHLETE INGBRIGSTEN J. REINSTATED BY THE JURY OF APPEAL

Heat 1

2

27 September 2019

19:45 START TIME

25° C TEMPERATURE 67% HUMIDITY

1	100 m	2	200 m	3	300 m	4	400 m	5	500 m	6	600 m	7	700 m	8	800 m	9	900 m	10	1000 m
11	1100 m	12	1200 m	13	1300 m	14	1400 m	15	1500 m	16	1600 m	17	1700 m	18	1800 m	19	1900 m	20	2000 m
21	2100 m	22	2200 m	23	2300 m	24	2400 m	25	2500 m	26	2600 m	27	2700 m	28	2800 m	29	2900 m	30	3000 m
31	3100 m	32	3200 m	33	3300 m	34	3400 m	35	3500 m	36	3600 m	37	3700 m	38	3800 m	39	3900 m	40	4000 m
41	4100 m	42	4200 m	43	4300 m	44	4400 m	45	4500 m	46	4600 m	47	4700 m	48	4800 m	49	4900 m		

1 Selemon BAREGA ETH 20 Jan 00 13:24.69

1	18.36	2	18.36	3	18.65	4	18.54	5	17.63	6	16.34	7	16.24	8	15.79	9	16.17	10	15.73
	18.36 (17)		36.72 (16)		55.37 (16)		1:13.91 (17)		1:31.54 (17)		1:47.88 (17)		2:04.12 (17)		2:19.91 (17)		2:36.08 (17)		2:51.81 (15)
11	15.96	12	15.80	13	16.14	14	16.13	15	16.47	16	15.92	17	17.82	18	16.88	19	17.14	20	17.01
	3:07.77 (15)		3:23.57 (15)		3:39.71 (14)		3:55.84 (11)		4:12.31 (12)		4:28.23 (5)		4:46.05 (6)		5:02.93 (6)		5:20.07 (6)		5:37.08 (9)
21	16.44	22	16.19	23	16.05	24	16.08	25	16.09	26	16.28	27	16.25	28	16.20	29	16.38	30	15.41
	5:53.52 (9)		6:09.71 (11)		6:25.76 (10)		6:41.84 (10)		6:57.93 (10)		7:14.21 (10)		7:30.46 (10)		7:46.66 (10)		8:03.04 (10)		8:18.45 (3)
31	14.87	32	15.81	33	16.17	34	16.28	35	16.39	36	15.85	37	15.50	38	15.54	39	16.10	40	15.76
	8:33.32 (2)		8:49.13 (1)		9:05.30 (1)		9:21.58 (2)		9:37.97 (2)		9:53.82 (2)		10:09.32 (2)		10:24.86 (2)		10:40.96 (2)		10:56.72 (2)
41	15.62	42	15.81	43	15.56	44	15.38	45	15.89	46	14.95	47	14.45	48	14.09	49	13.49		
	11:12.34 (2)		11:28.15 (2)		11:43.71 (2)		11:59.09 (2)		12:14.98 (2)		12:29.93 (2)		12:44.38 (2)		12:58.47 (3)		13:11.96 (3)		

2 Jacob KROP KEN 4 Jun 01 13:24.94

1	17.23	2	17.95	3	18.60	4	18.88	5	16.71	6	16.29	7	16.36	8	15.88	9	16.15	10	16.04
	17.23 (5)		35.18 (4)		53.78 (4)		1:12.66 (4)		1:29.37 (5)		1:45.66 (4)		2:02.02 (4)		2:17.90 (3)		2:34.05 (4)		2:50.09 (4)
11	15.97	12	15.92	13	16.54	14	16.25	15	16.44	16	16.76	17	17.71	18	16.53	19	17.13	20	16.92
	3:06.06 (4)		3:21.98 (3)		3:38.52 (4)		3:54.77 (2)		4:11.21 (3)		4:27.97 (1)		4:45.68 (1)		5:02.21 (1)		5:19.34 (1)		5:36.26 (2)
21	16.20	22	15.93	23	16.20	24	15.98	25	16.10	26	15.81	27	16.28	28	16.60	29	16.26	30	15.97
	5:52.46 (2)		6:08.39 (2)		6:24.59 (2)		6:40.57 (1)		6:56.67 (1)		7:12.48 (1)		7:28.76 (1)		7:45.36 (1)		8:01.62 (1)		8:17.59 (1)
31	15.69	32	15.88	33	16.21	34	16.19	35	16.30	36	15.72	37	15.54	38	15.55	39	16.09	40	15.76
	8:33.28 (1)		8:49.16 (2)		9:05.37 (2)		9:21.56 (1)		9:37.86 (1)		9:53.58 (1)		10:09.12 (1)		10:24.67 (1)		10:40.76 (1)		10:56.52 (1)
41	15.67	42	15.86	43	15.56	44	15.46	45	15.89	46	14.88	47	14.35	48	14.11	49	13.50		
	11:12.19 (1)		11:28.05 (1)		11:43.61 (1)		11:59.07 (1)		12:14.96 (1)		12:29.84 (1)		12:44.19 (1)		12:58.30 (1)		13:11.80 (1)		

3 Muktar EDRIS ETH 14 Jan 94 13:25.00

1	17.55	2	17.80	3	18.53	4	18.93	5	17.08	6	16.50	7	16.38	8	16.10	9	16.24	10	16.20
	17.55 (10)		35.35 (6)		53.88 (5)		1:12.81 (6)		1:29.89 (7)		1:46.39 (7)		2:02.77 (8)		2:18.87 (9)		2:35.11 (10)		2:51.31 (11)
11	15.92	12	15.88	13	16.40	14	16.40	15	16.43	16	16.07	17	17.85	18	16.85	19	17.16	20	16.80
	3:07.23 (11)		3:23.11 (12)		3:39.51 (12)		3:55.91 (12)		4:12.34 (13)		4:28.41 (8)		4:46.26 (10)		5:03.11 (9)		5:20.27 (9)		5:37.07 (8)
21	16.57	22	15.65	23	16.08	24	16.01	25	16.19	26	16.11	27	16.32	28	16.17	29	16.55	30	16.06
	5:53.64 (10)		6:09.29 (7)		6:25.37 (7)		6:41.38 (7)		6:57.57 (7)		7:13.68 (7)		7:30.00 (7)		7:46.17 (6)		8:02.72 (7)		8:18.78 (5)
31	15.31	32	15.36	33	16.13	34	16.13	35	16.38	36	15.82	37	15.57	38	15.52	39	16.08	40	15.79
	8:34.09 (5)		8:49.45 (4)		9:05.58 (4)		9:21.71 (3)		9:38.09 (3)		9:53.91 (3)		10:09.48 (3)		10:25.00 (3)		10:41.08 (3)		10:56.87 (4)
41	15.59	42	15.90	43	15.62	44	15.32	45	15.97	46	14.73	47	14.42	48	14.02	49	13.51		
	11:12.46 (3)		11:28.36 (5)		11:43.98 (5)		11:59.30 (5)		12:15.27 (6)		12:30.00 (3)		12:44.42 (3)		12:58.44 (2)		13:11.95 (2)		

4 Jakob INGBRIGTSEN NOR 19 Sep 00 13:25.20

1	18.53	2	18.43	3	18.69	4	18.42	5	17.69	6	16.35	7	16.25	8	15.75	9	16.14	10	15.86
	18.53 (18)		36.96 (18)		55.65 (18)		1:14.07 (18)		1:31.76 (18)		1:48.11 (18)		2:04.36 (18)		2:20.11 (18)		2:36.25 (18)		2:52.11 (17)
11	15.99	12	15.65	13	16.12	14	16.21	15	16.44	16	16.02	17	17.23	18	16.91	19	17.17	20	17.00
	3:08.10 (17)		3:23.75 (16)		3:39.87 (16)		3:56.08 (14)		4:12.52 (15)		4:28.54 (10)		4:45.77 (3)		5:02.68 (3)		5:19.85 (5)		5:36.85 (6)
21	16.45	22	16.09	23	16.16	24	16.07	25	16.09	26	16.23	27	16.27	28	16.27	29	16.34	30	16.42
	5:53.30 (6)		6:09.39 (8)		6:25.55 (8)		6:41.62 (8)		6:57.71 (8)		7:13.94 (8)		7:30.21 (8)		7:46.48 (9)		8:02.82 (8)		8:19.24 (11)
31	15.49	32	15.30	33	16.24	34	15.79	35	16.38	36	15.82	37	15.80	38	15.33	39	15.95	40	15.67
	8:34.73 (11)		8:50.03 (11)		9:06.27 (10)		9:22.06 (8)		9:38.44 (7)		9:54.26 (7)		10:10.06 (8)		10:25.39 (7)		10:41.34 (6)		10:57.01 (5)
41	15.59	42	15.89	43	15.61	44	15.35	45	15.90	46	14.99	47	14.55	48	13.89	49	13.58		
	11:12.60 (5)		11:28.49 (6)		11:44.10 (6)		11:59.45 (6)		12:15.35 (7)		12:30.34 (8)		12:44.89 (8)		12:58.78 (7)		13:12.36 (6)		



RACE ANALYSIS
5000 Metres Men - Round 1

ATHLETE INGBRIGSTEN J. REINSTATED BY THE JURY OF APPEAL

5 Mohammed AHMED										CAN 5 Jan 91										13:25.35																																							
1	16.92	2	18.03	3	18.54	4	19.05	5	16.71	6	16.45	7	16.54	8	16.12	9	16.01	10	16.18	11	15.96	12	16.02	13	16.35	14	16.61	15	16.33	16	16.68	17	17.74	18	16.80	19	17.33	20	16.92	21	3:06.51 (6)	22	3:22.53 (6)	23	3:38.88 (7)	24	3:55.49 (7)	25	4:11.82 (7)	26	4:28.50 (9)	27	4:46.24 (9)	28	5:03.04 (7)	29	5:20.37 (10)	30	5:37.29 (11)
31	15.43	32	14.95	33	16.14	34	16.07	35	16.47	36	15.66	37	15.50	38	15.53	39	15.92	40	15.70	41	15.69	42	15.80	43	15.58	44	15.35	45	15.94	46	14.90	47	14.47	48	14.09	49	13.51	50	15.70	51	11:12.51 (4)	52	11:28.31 (4)	53	11:43.89 (4)	54	11:59.24 (4)	55	12:15.18 (4)	56	12:30.08 (4)	57	12:44.55 (4)	58	12:58.64 (5)	59	13:12.15 (4)	60	15.70

6 Birhanu BALEW										BRN 27 Feb 96										13:25.70																																																																															
1	16.96	2	18.17	3	18.60	4	18.99	5	16.33	6	16.45	7	16.35	8	16.08	9	15.98	10	16.14	11	15.97	12	16.05	13	16.33	14	16.58	15	16.38	16	16.79	17	17.77	18	16.95	19	17.30	20	17.19	21	16.10	22	15.73	23	16.14	24	16.05	25	16.12	26	16.07	27	16.35	28	16.36	29	16.32	30	16.34	31	14.65	32	15.70	33	16.19	34	16.28	35	16.41	36	15.86	37	15.69	38	15.41	39	16.18	40	15.85	41	8:33.59 (3)	42	8:49.29 (3)	43	9:05.48 (3)	44	9:21.76 (4)	45	9:38.17 (4)	46	9:54.03 (4)	47	10:09.72 (5)	48	10:25.13 (4)	49	10:41.31 (5)	50	10:57.16 (7)
41	15.57	42	15.52	43	15.55	44	15.43	45	15.91	46	15.11	47	14.55	48	14.07	49	13.57	50	15.85	51	11:12.73 (6)	52	11:28.25 (3)	53	11:43.80 (3)	54	11:59.23 (3)	55	12:15.14 (3)	56	12:30.25 (6)	57	12:44.80 (6)	58	12:58.87 (8)	59	13:12.44 (7)	60	15.85																																																												

7 Andrew BUTCHART										GBR 14 Oct 91										13:26.46																																																																															
1	17.28	2	18.12	3	18.73	4	19.01	5	17.10	6	16.58	7	16.25	8	15.96	9	16.27	10	16.18	11	15.89	12	15.70	13	16.10	14	16.14	15	16.33	16	16.74	17	17.85	18	17.13	19	17.16	20	16.80	21	16.53	22	15.81	23	16.22	24	16.03	25	16.14	26	16.22	27	16.33	28	16.09	29	16.45	30	15.79	31	15.40	32	15.36	33	16.24	34	16.25	35	16.58	36	15.70	37	15.73	38	15.37	39	15.99	40	15.57	41	8:34.33 (7)	42	8:49.69 (7)	43	9:05.93 (7)	44	9:22.18 (9)	45	9:38.76 (11)	46	9:54.46 (10)	47	10:10.19 (10)	48	10:25.56 (8)	49	10:41.55 (8)	50	10:57.12 (6)
41	15.64	42	15.81	43	15.54	44	15.34	45	15.79	46	14.88	47	14.52	48	14.07	49	14.00	50	15.57	51	11:12.76 (7)	52	11:28.57 (7)	53	11:44.11 (7)	54	11:59.45 (7)	55	12:15.24 (5)	56	12:30.12 (5)	57	12:44.64 (5)	58	12:58.71 (6)	59	13:12.71 (8)	60	15.57																																																												

8 Morgan MCDONALD										AUS 23 Apr 96										13:26.80																																																																															
1	17.00	2	18.06	3	18.48	4	18.98	5	16.11	6	16.16	7	15.94	8	16.12	9	15.89	10	16.39	11	16.34	12	16.31	13	16.40	14	16.70	15	16.26	16	16.89	17	17.67	18	16.84	19	17.07	20	16.83	21	16.26	22	16.02	23	16.13	24	16.05	25	16.14	26	16.07	27	16.20	28	16.43	29	16.50	30	16.28	31	15.42	32	15.56	33	16.16	34	16.25	35	16.46	36	15.92	37	15.64	38	15.63	39	16.13	40	15.71	41	8:33.94 (4)	42	8:49.50 (5)	43	9:05.66 (5)	44	9:21.91 (5)	45	9:38.37 (6)	46	9:54.29 (8)	47	10:09.93 (7)	48	10:25.56 (9)	49	10:41.69 (9)	50	10:57.40 (10)
41	15.80	42	15.69	43	15.55	44	15.25	45	15.85	46	14.98	47	14.50	48	13.58	49	13.71	50	15.71	51	11:13.20 (11)	52	11:28.89 (11)	53	11:44.44 (10)	54	11:59.69 (9)	55	12:15.54 (9)	56	12:30.52 (9)	57	12:45.02 (9)	58	12:58.60 (4)	59	13:12.31 (5)	60	15.71																																																												

9 Ben TRUE										USA 29 Dec 85										13:27.39																																																																															
1	17.03	2	18.21	3	18.71	4	18.98	5	16.75	6	16.53	7	16.29	8	16.09	9	16.04	10	16.19	11	15.88	12	16.05	13	16.38	14	16.58	15	16.35	16	16.63	17	17.76	18	16.87	19	17.54	20	17.08	21	16.32	22	16.13	23	15.97	24	15.96	25	16.13	26	16.20	27	16.37	28	16.07	29	16.45	30	15.76	31	15.60	32	15.32	33	16.17	34	15.98	35	16.29	36	15.77	37	15.79	38	15.57	39	15.98	40	15.53	41	8:34.90 (13)	42	8:50.22 (12)	43	9:06.39 (12)	44	9:22.37 (11)	45	9:38.66 (10)	46	9:54.43 (9)	47	10:10.22 (11)	48	10:25.79 (10)	49	10:41.77 (10)	50	10:57.30 (8)
41	15.68	42	15.72	43	15.59	44	15.31	45	15.84	46	14.88	47	14.50	48	14.09	49	14.11	50	15.53	51	11:12.98 (9)	52	11:28.70 (9)	53	11:44.29 (8)	54	11:59.60 (8)	55	12:15.44 (8)	56	12:30.32 (7)	57	12:44.82 (7)	58	12:58.91 (9)	59	13:13.02 (9)	60	15.53																																																												



RACE ANALYSIS
5000 Metres Men - Round 1

ATHLETE INGBRIGSTEN J. REINSTATED BY THE JURY OF APPEAL

10 Patrick TIERNAN										AUS		11 Sep 94		13:28.42					
1	17.43	2	18.15	3	18.56	4	18.86	5	17.41	6	16.26	7	15.70	8	15.77	9	15.99	10	16.17
	17.43 (7)		35.58 (9)		54.14 (8)		1:13.00 (9)		1:30.41 (11)		1:46.67 (10)		2:02.37 (6)		2:18.14 (5)		2:34.13 (5)		2:50.30 (5)
11	15.96	12	16.06	13	16.28	14	16.61	15	16.30	16	16.72	17	17.72	18	16.80	19	17.09	20	16.75
	3:06.26 (5)		3:22.32 (5)		3:38.60 (5)		3:55.21 (5)		4:11.51 (5)		4:28.23 (4)		4:45.95 (5)		5:02.75 (4)		5:19.84 (4)		5:36.59 (4)
21	16.34	22	15.95	23	16.19	24	16.02	25	16.17	26	16.07	27	16.24	28	16.28	29	16.58	30	16.35
	5:52.93 (5)		6:08.88 (4)		6:25.07 (4)		6:41.09 (4)		6:57.26 (4)		7:13.33 (4)		7:29.57 (4)		7:45.85 (4)		8:02.43 (4)		8:18.78 (6)
31	15.61	32	15.46	33	16.25	34	16.13	35	16.41	36	15.88	37	15.65	38	15.63	39	16.01	40	15.73
	8:34.39 (8)		8:49.85 (9)		9:06.10 (9)		9:22.23 (10)		9:38.64 (9)		9:54.52 (11)		10:10.17 (9)		10:25.80 (11)		10:41.81 (11)		10:57.54 (11)
41	15.64	42	15.59	43	15.76	44	15.32	45	15.82	46	15.06	47	14.59	48	14.40	49	14.70		
	11:13.18 (10)		11:28.77 (10)		11:44.53 (11)		11:59.85 (11)		12:15.67 (11)		12:30.73 (11)		12:45.32 (11)		12:59.72 (11)		13:14.42 (11)		

11 Yemaneberhan CRIPPA										ITA		15 Oct 96		13:29.08					
1	17.48	2	18.07	3	18.80	4	18.95	5	17.34	6	16.38	7	16.24	8	15.63	9	16.16	10	15.89
	17.48 (9)		35.55 (8)		54.35 (10)		1:13.30 (13)		1:30.64 (13)		1:47.02 (13)		2:03.26 (12)		2:18.89 (10)		2:35.05 (9)		2:50.94 (8)
11	15.86	12	15.77	13	16.29	14	16.67	15	16.35	16	16.71	17	17.82	18	17.15	19	17.21	20	16.95
	3:06.80 (8)		3:22.57 (7)		3:38.86 (6)		3:55.53 (8)		4:11.88 (8)		4:28.59 (11)		4:46.41 (12)		5:03.56 (15)		5:20.77 (15)		5:37.72 (15)
21	16.65	22	15.71	23	16.21	24	16.03	25	16.17	26	16.20	27	16.34	28	16.08	29	16.42	30	15.75
	5:54.16 (15)		6:09.87 (12)		6:26.08 (14)		6:42.11 (14)		6:58.28 (14)		7:14.48 (14)		7:30.82 (13)		7:46.90 (13)		8:03.32 (13)		8:19.07 (9)
31	15.48	32	15.11	33	16.14	34	16.14	35	16.38	36	15.82	37	15.76	38	15.44	39	16.17	40	15.80
	8:34.55 (9)		8:49.66 (6)		9:05.80 (6)		9:21.94 (6)		9:38.32 (5)		9:54.14 (5)		10:09.90 (6)		10:25.34 (6)		10:41.51 (7)		10:57.31 (9)
41	15.64	42	15.63	43	15.84	44	15.33	45	15.81	46	15.14	47	14.43	48	14.38	49	14.57		
	11:12.95 (8)		11:28.58 (8)		11:44.42 (9)		11:59.75 (10)		12:15.56 (10)		12:30.70 (10)		12:45.13 (10)		12:59.51 (10)		13:14.08 (10)		

12 Julien WANDERS										SUI		18 Mar 96		13:38.95					
1	17.98	2	18.40	3	18.67	4	17.23	5	15.89	6	16.28	7	15.99	8	16.04	9	15.98	10	16.37
	17.98 (14)		36.38 (14)		55.05 (14)		1:12.28 (1)		1:28.17 (1)		1:44.45 (1)		2:00.44 (1)		2:16.48 (1)		2:32.46 (1)		2:48.83 (1)
11	16.31	12	16.30	13	16.51	14	16.67	15	16.29	16	17.33	17	17.89	18	17.03	19	17.53	20	17.14
	3:05.14 (1)		3:21.44 (1)		3:37.95 (1)		3:54.62 (1)		4:10.91 (1)		4:28.24 (6)		4:46.13 (7)		5:03.16 (10)		5:20.69 (14)		5:37.83 (16)
21	16.65	22	16.16	23	15.98	24	15.96	25	16.11	26	16.19	27	16.47	28	16.05	29	16.37	30	16.24
	5:54.48 (17)		6:10.64 (17)		6:26.62 (17)		6:42.58 (17)		6:58.69 (17)		7:14.88 (17)		7:31.35 (17)		7:47.40 (17)		8:03.77 (17)		8:20.01 (16)
31	15.39	32	15.41	33	16.12	34	16.20	35	16.04	36	15.88	37	15.61	38	15.37	39	16.03	40	15.78
	8:35.40 (16)		8:50.81 (16)		9:06.93 (16)		9:23.13 (16)		9:39.17 (13)		9:55.05 (13)		10:10.66 (13)		10:26.03 (12)		10:42.06 (12)		10:57.84 (12)
41	15.60	42	15.72	43	15.66	44	15.77	45	16.30	46	16.54	47	16.51	48	16.77	49	15.94		
	11:13.44 (12)		11:29.16 (12)		11:44.82 (12)		12:00.59 (12)		12:16.89 (12)		12:33.43 (12)		12:49.94 (12)		13:06.71 (12)		13:22.65 (12)		

13 Robin HENDRIX										BEL		14 Jan 95		13:39.69					
1	17.64	2	18.19	3	18.72	4	18.73	5	17.04	6	16.22	7	16.25	8	15.90	9	16.17	10	16.19
	17.64 (11)		35.83 (12)		54.55 (11)		1:13.28 (11)		1:30.32 (10)		1:46.54 (8)		2:02.79 (9)		2:18.69 (8)		2:34.86 (8)		2:51.05 (9)
11	15.90	12	16.01	13	16.34	14	16.61	15	16.36	16	16.57	17	17.91	18	16.93	19	17.43	20	15.82
	3:06.95 (9)		3:22.96 (10)		3:39.30 (11)		3:55.91 (13)		4:12.27 (11)		4:28.84 (16)		4:46.75 (16)		5:03.68 (17)		5:21.11 (17)		5:36.93 (7)
21	16.38	22	16.18	23	16.16	24	16.00	25	16.18	26	16.19	27	16.25	28	16.16	29	16.55	30	16.55
	5:53.31 (7)		6:09.49 (9)		6:25.65 (9)		6:41.65 (9)		6:57.83 (9)		7:14.02 (9)		7:30.27 (9)		7:46.43 (8)		8:02.98 (9)		8:19.53 (14)
31	15.55	32	15.36	33	16.21	34	15.89	35	16.40	36	15.84	37	15.68	38	15.86	39	16.02	40	15.76
	8:35.08 (14)		8:50.44 (14)		9:06.65 (14)		9:22.54 (12)		9:38.94 (12)		9:54.78 (12)		10:10.46 (12)		10:26.32 (13)		10:42.34 (13)		10:58.10 (13)
41	15.73	42	16.08	43	16.26	44	16.56	45	16.68	46	16.80	47	16.17	48	16.04	49	15.98		
	11:13.83 (13)		11:29.91 (13)		11:46.17 (13)		12:02.73 (13)		12:19.41 (13)		12:36.21 (13)		12:52.38 (13)		13:08.42 (13)		13:24.40 (13)		

14 Oscar CHELIMO										UGA		12 Dec 01		13:42.94					
1	17.92	2	18.18	3	18.70	4	18.89	5	17.56	6	16.36	7	16.26	8	15.83	9	15.93	10	15.50
	17.92 (13)		36.10 (13)		54.80 (13)		1:13.69 (15)		1:31.25 (15)		1:47.61 (16)		2:03.87 (16)		2:19.70 (16)		2:35.63 (14)		2:51.13 (10)
11	15.94	12	15.81	13	16.40	14	16.48	15	16.35	16	16.63	17	17.83	18	16.52	19	16.28	20	16.85
	3:07.07 (10)		3:22.88 (9)		3:39.28 (10)		3:55.76 (10)		4:12.11 (10)		4:28.74 (13)		4:46.57 (14)		5:03.09 (8)		5:19.37 (2)		5:36.22 (1)
21	15.96	22	16.04	23	16.30	24	16.13	25	16.17	26	15.93	27	16.26	28	16.50	29	16.45	30	16.25
	5:52.18 (1)		6:08.22 (1)		6:24.52 (1)		6:40.65 (2)		6:56.82 (2)		7:12.75 (2)		7:29.01 (2)		7:45.51 (2)		8:01.96 (2)		8:18.21 (2)
31	15.96	32	15.80	33	16.32	34	16.41	35	16.63	36	16.13	37	15.57	38	15.79	39	16.18	40	15.95
	8:34.17 (6)		8:49.97 (10)		9:06.29 (11)		9:22.70 (13)		9:39.33 (14)		9:55.46 (15)		10:11.03 (14)		10:26.82 (14)		10:43.00 (14)		10:58.95 (14)
41	15.91	42	16.46	43	16.86	44	16.72	45	16.86	46	16.97	47	16.44	48	16.15	49	15.54		
	11:14.86 (14)		11:31.32 (14)		11:48.18 (14)		12:04.90 (14)		12:21.76 (14)		12:38.73 (14)		12:55.17 (14)		13:11.32 (14)		13:26.86 (14)		



RACE ANALYSIS
5000 Metres Men - Round 1

ATHLETE INGBRIGSTEN J. REINSTATED BY THE JURY OF APPEAL

15 Marc SCOTT GBR 21 Dec 93 13:47.12

1	17.44	2	18.19	3	18.68	4	18.97	5	17.33	6	16.38	7	16.32	8	15.89	9	16.32	10	16.06
	17.44 (8)		35.63 (10)		54.31 (9)		1:13.28 (12)		1:30.61 (12)		1:46.99 (12)		2:03.31 (13)		2:19.20 (12)		2:35.52 (13)		2:51.58 (13)
11	15.85	12	15.87	13	16.23	14	16.57	15	16.39	16	16.32	17	17.82	18	16.97	19	16.99	20	16.94
	3:07.43 (13)		3:23.30 (13)		3:39.53 (13)		3:56.10 (15)		4:12.49 (14)		4:28.81 (15)		4:46.63 (15)		5:03.60 (16)		5:20.59 (13)		5:37.53 (14)
21	16.53	22	16.06	23	16.06	24	15.98	25	16.16	26	16.21	27	16.42	28	16.07	29	16.31	30	16.37
	5:54.06 (14)		6:10.12 (15)		6:26.18 (15)		6:42.16 (15)		6:58.32 (15)		7:14.53 (15)		7:30.95 (14)		7:47.02 (14)		8:03.33 (14)		8:19.70 (15)
31	15.50	32	15.39	33	16.11	34	16.16	35	16.51	36	16.07	37	15.84	38	16.15	39	16.44	40	16.52
	8:35.20 (15)		8:50.59 (15)		9:06.70 (15)		9:22.86 (14)		9:39.37 (15)		9:55.44 (14)		10:11.28 (15)		10:27.43 (15)		10:43.87 (16)		11:00.39 (16)
41	16.53	42	17.20	43	17.02	44	16.72	45	16.73	46	16.72	47	16.60	48	16.88	49	15.93		
	11:16.92 (16)		11:34.12 (16)		11:51.14 (16)		12:07.86 (16)		12:24.59 (16)		12:41.31 (15)		12:57.91 (15)		13:14.79 (15)		13:30.72 (15)		

16 Richard RINGER GER 27 Feb 89 13:49.20

1	17.67	2	18.14	3	18.76	4	18.95	5	17.34	6	16.41	7	16.21	8	15.99	9	16.42	10	16.27
	17.67 (12)		35.81 (11)		54.57 (12)		1:13.52 (14)		1:30.86 (14)		1:47.27 (14)		2:03.48 (14)		2:19.47 (15)		2:35.89 (16)		2:52.16 (18)
11	16.13	12	15.70	13	16.12	14	16.34	15	16.59	16	16.04	17	17.69	18	16.53	19	16.78	20	16.67
	3:08.29 (18)		3:23.99 (18)		3:40.11 (18)		3:56.45 (18)		4:13.04 (18)		4:29.08 (17)		4:46.77 (17)		5:03.30 (11)		5:20.08 (7)		5:36.75 (5)
21	16.15	22	16.12	23	16.14	24	16.03	25	16.16	26	16.11	27	16.31	28	16.24	29	16.56	30	16.50
	5:52.90 (4)		6:09.02 (5)		6:25.16 (5)		6:41.19 (5)		6:57.35 (5)		7:13.46 (5)		7:29.77 (5)		7:46.01 (5)		8:02.57 (5)		8:19.07 (10)
31	15.60	32	15.63	33	16.20	34	16.46	35	16.61	36	16.24	37	15.76	38	16.20	39	15.94	40	16.22
	8:34.67 (10)		8:50.30 (13)		9:06.50 (13)		9:22.96 (15)		9:39.57 (16)		9:55.81 (16)		10:11.57 (16)		10:27.77 (16)		10:43.71 (15)		10:59.93 (15)
41	16.69	42	17.29	43	17.03	44	16.70	45	16.75	46	17.37	47	16.75	48	17.16	49	16.71		
	11:16.62 (15)		11:33.91 (15)		11:50.94 (15)		12:07.64 (15)		12:24.39 (15)		12:41.76 (16)		12:58.51 (16)		13:15.67 (16)		13:32.38 (16)		

17 Jamal Abdelmaji EISA MOHAMMED ART 28 Aug 93 14:15.32

1	18.25	2	18.50	3	18.66	4	17.58	5	17.09	6	16.53	7	16.48	8	16.14	9	16.27	10	16.39
	18.25 (16)		36.75 (17)		55.41 (17)		1:12.99 (8)		1:30.08 (8)		1:46.61 (9)		2:03.09 (11)		2:19.23 (13)		2:35.50 (12)		2:51.89 (16)
11	16.00	12	15.87	13	16.13	14	16.55	15	16.38	16	16.36	17	17.83	18	16.87	19	17.41	20	16.84
	3:07.89 (16)		3:23.76 (17)		3:39.89 (17)		3:56.44 (17)		4:12.82 (17)		4:29.18 (18)		4:47.01 (18)		5:03.88 (18)		5:21.29 (18)		5:38.13 (18)
21	16.58	22	16.21	23	16.06	24	15.90	25	16.12	26	16.32	27	16.36	28	16.10	29	16.40	30	16.62
	5:54.71 (18)		6:10.92 (18)		6:26.98 (18)		6:42.88 (18)		6:59.00 (18)		7:15.32 (18)		7:31.68 (18)		7:47.78 (18)		8:04.18 (18)		8:20.80 (18)
31	16.75	32	17.28	33	17.36	34	17.54	35	17.87	36	18.01	37	18.21	38	18.53	39	17.73	40	17.92
	8:37.55 (18)		8:54.83 (18)		9:12.19 (18)		9:29.73 (18)		9:47.60 (18)		10:05.61 (18)		10:23.82 (18)		10:42.35 (18)		11:00.08 (18)		11:18.00 (18)
41	17.85	42	17.89	43	18.21	44	18.36	45	17.99	46	17.81	47	16.96	48	17.02	49	16.93		
	11:35.85 (18)		11:53.74 (18)		12:11.95 (18)		12:30.31 (18)		12:48.30 (18)		13:06.11 (17)		13:23.07 (17)		13:40.09 (17)		13:57.02 (17)		

18 Tariq Ahmed AL AMRI KSA 23 Dec 90 14:21.19

1	18.16	2	18.37	3	18.61	4	18.76	5	17.43	6	16.01	7	16.14	8	15.90	9	16.30	10	16.06
	18.16 (15)		36.53 (15)		55.14 (15)		1:13.90 (16)		1:31.33 (16)		1:47.34 (15)		2:03.48 (15)		2:19.38 (14)		2:35.68 (15)		2:51.74 (14)
11	15.82	12	15.94	13	16.21	14	16.51	15	16.40	16	16.12	17	17.67	18	17.07	19	16.90	20	16.82
	3:07.56 (14)		3:23.50 (14)		3:39.71 (15)		3:56.22 (16)		4:12.62 (16)		4:28.74 (14)		4:46.41 (11)		5:03.48 (14)		5:20.38 (11)		5:37.20 (10)
21	16.72	22	16.01	23	16.10	24	16.01	25	16.17	26	16.23	27	16.68	28	16.09	29	16.47	30	16.47
	5:53.92 (13)		6:09.93 (14)		6:26.03 (13)		6:42.04 (13)		6:58.21 (13)		7:14.44 (13)		7:31.12 (16)		7:47.21 (16)		8:03.68 (16)		8:20.15 (17)
31	15.94	32	17.03	33	17.01	34	17.74	35	18.15	36	18.13	37	17.53	38	18.17	39	18.45	40	18.76
	8:36.09 (17)		8:53.12 (17)		9:10.13 (17)		9:27.87 (17)		9:46.02 (17)		10:04.15 (17)		10:21.68 (17)		10:39.85 (17)		10:58.30 (17)		11:17.06 (17)
41	17.88	42	18.21	43	18.52	44	18.40	45	18.02	46	18.19	47	18.08	48	18.66	49	18.58		
	11:34.94 (17)		11:53.15 (17)		12:11.67 (17)		12:30.07 (17)		12:48.09 (17)		13:06.28 (18)		13:24.36 (18)		13:43.02 (18)		14:01.60 (18)		

19 Braima Suncar DABÓ GBS 23 May 93 18:10.87

1	19.01	2	18.67	3	18.46	4	18.90	5	18.77	6	19.28	7	19.51	8	19.85	9	19.55	10	20.14
	19.01 (19)		37.68 (20)		56.14 (20)		1:15.04 (20)		1:33.81 (20)		1:53.09 (20)		2:12.60 (20)		2:32.45 (20)		2:52.00 (20)		3:12.14 (20)
11	19.98	12	19.75	13	19.74	14	20.12	15	19.83	16	19.89	17	19.80	18	20.30	19	20.37	20	20.29
	3:32.12 (20)		3:51.87 (20)		4:11.61 (20)		4:31.73 (20)		4:51.56 (20)		5:11.45 (20)		5:31.25 (20)		5:51.55 (20)		6:11.92 (20)		6:32.21 (20)
21	20.34	22	20.59	23	19.28	24	20.40	25	20.34	26	20.63	27	20.22	28	20.52	29	20.30	30	20.45
	6:52.55 (20)		7:13.14 (20)		7:32.42 (20)		7:52.82 (20)		8:13.16 (20)		8:33.79 (20)		8:54.01 (20)		9:14.53 (20)		9:34.83 (20)		9:55.28 (20)
31	20.35	32	20.92	33	20.54	34	20.90	35	20.93	36	20.91	37	20.59	38	21.55	39	21.54	40	21.88
	10:15.63 (20)		10:36.55 (20)		10:57.09 (20)		11:17.99 (20)		11:38.92 (20)		11:59.83 (20)		12:20.42 (20)		12:41.97 (20)		13:03.51 (20)		13:25.39 (20)
41	21.96	42	21.98	43	22.84	44	22.83	45	23.05	46	23.59	47	22.69	48	25.57	49	46.32		
	13:47.35 (20)		14:09.33 (20)		14:32.17 (20)		14:55.00 (20)		15:18.05 (20)		15:41.64 (20)		16:04.33 (20)		16:29.90 (19)		17:16.22 (19)		



RACE ANALYSIS
5000 Metres Men - Round 1

ATHLETE INGBRIGSTEN J. REINSTATED BY THE JURY OF APPEAL

Jonathan BUSBY

ARU 24 Apr 86

DQ 144.3(f)

1	19.08	2	18.29	3	18.40	4	18.65	5	17.90	6	18.07	7	18.10	8	18.69	9	18.57	10	19.16
	19.08 (20)		37.37 (19)		55.77 (19)		1:14.42 (19)		1:32.32 (19)		1:50.39 (19)		2:08.49 (19)		2:27.18 (19)		2:45.75 (19)		3:04.91 (19)
11	19.20	12	19.49	13	19.31	14	19.67	15	19.73	16	19.77	17	19.59	18	20.00	19	19.98	20	20.07
	3:24.11 (19)		3:43.60 (19)		4:02.91 (19)		4:22.58 (19)		4:42.31 (19)		5:02.08 (19)		5:21.67 (19)		5:41.67 (19)		6:01.65 (19)		6:21.72 (19)
21	19.83	22	20.40	23	20.32	24	20.15	25	19.78	26	19.67	27	19.77	28	20.10	29	20.05	30	20.68
	6:41.55 (19)		7:01.95 (19)		7:22.27 (19)		7:42.42 (19)		8:02.20 (19)		8:21.87 (19)		8:41.64 (19)		9:01.74 (19)		9:21.79 (19)		9:42.47 (19)
31	20.33	32	20.80	33	20.36	34	20.79	35	20.71	36	20.83	37	20.40	38	21.14	39	20.71	40	20.70
	10:02.80 (19)		10:23.60 (19)		10:43.96 (19)		11:04.75 (19)		11:25.46 (19)		11:46.29 (19)		12:06.69 (19)		12:27.83 (19)		12:48.54 (19)		13:09.24 (19)
41	20.13	42	21.00	43	20.96	44	21.59	45	21.56	46	22.00	47	22.60	48	51.06	49	46.41		
	13:29.37 (19)		13:50.37 (19)		14:11.33 (19)		14:32.92 (19)		14:54.48 (19)		15:16.48 (19)		15:39.08 (19)		16:30.14 (20)		17:16.55 (20)		

NOTE IAAF Rule 144.3(f) - Receiving physical support from another athlete
 Yellow Card - BIB 897 - 144.2 Giving Assistance

RESULTS



5000 Metres Men - Round 1

First 5 in each heat (Q) and the next 5 fastest (q) advance to the Final

ATHLETE INGEBRIGSTEN J. REINSTATED BY THE JURY OF APPEAL

RECORDS	RESULT	NAME	COUNTRY	AGE	VENUE	DATE
World Record WR	12:37.35	Kenenisa BEKELE	ETH	22	Hengelo (Blankers-Koen Stadion)	31 May 2004
Championships Record CR	12:52.79	Eliud KIPCHOGE	KEN	19	Paris Saint-Denis (Stade de France)	31 Aug 2003
World Leading WL	12:52.98	Telahun Haile BEKELE	ETH	20	Roma (ITA)	6 Jun 2019
Area Record AR		National Record NR		Personal Best PB		Season Best SB

Heat 1

2


27 September 2019 19:45 START TIME

25° C TEMPERATURE 67% HUMIDITY

PLACE	NAME	COUNTRY	DATE of BIRTH	ORDER	RESULT	
1	Selemon BAREGA	ETH	20 Jan 00	14	13:24.69	Q
2	Jacob KROP	KEN	4 Jun 01	4	13:24.94	Q
3	Muktar EDRIS	ETH	14 Jan 94	12	13:25.00	Q SB
4	Jakob INGEBRIGTSEN	NOR	19 Sep 00	15	13:25.20	Q
5	Mohammed AHMED	CAN	5 Jan 91	17	13:25.35	Q
6	Birhanu BALEW	BRN	27 Feb 96	18	13:25.70	q
7	Andrew BUTCHART	GBR	14 Oct 91	6	13:26.46	
8	Morgan MCDONALD	AUS	23 Apr 96	19	13:26.80	
9	Ben TRUE	USA	29 Dec 85	3	13:27.39	
10	Patrick TIERNAN	AUS	11 Sep 94	13	13:28.42	
11	Yemaneberhan CRIPPA	ITA	15 Oct 96	2	13:29.08	
12	Julien WANDERS	SUI	18 Mar 96	5	13:38.95	
13	Robin HENDRIX	BEL	14 Jan 95	10	13:39.69	
14	Oscar CHELIMO	UGA	12 Dec 01	7	13:42.94	
15	Marc SCOTT	GBR	21 Dec 93	11	13:47.12	
16	Richard RINGER	GER	27 Feb 89	9	13:49.20	
17	Jamal Abdelmaji EISA MOHAMMED	ART	28 Aug 93	20	14:15.32	
18	Tariq Ahmed AL AMRI	KSA	23 Dec 90	1	14:21.19	
19	Y Braima Suncar DABÓ	GBS	23 May 93	8	18:10.87	PB
	Jonathan BUSBY	ARU	24 Apr 86	16	DQ	144.3(f)

RESULTS
5000 Metres Men - Round 1

ATHLETE INGBRIGSTEN J. REINSTATED BY THE JURY OF APPEAL

NOTE IAAF Rule 144.3(f) - Receiving physical support from another athlete
 Yellow Card - BIB 897 - 144.2 Giving Assistance

INTERMEDIATE TIMES

100 m	16.92 Mohammed AHMED	200 m	34.95 Mohammed AHMED
300 m	53.49 Mohammed AHMED	400 m	1:12.28 Julien WANDERS
500 m	1:28.17 Julien WANDERS	600 m	1:44.45 Julien WANDERS
700 m	2:00.44 Julien WANDERS	800 m	2:16.48 Julien WANDERS
900 m	2:32.46 Julien WANDERS	1000 m	2:48.83 Julien WANDERS
1100 m	3:05.14 Julien WANDERS	1200 m	3:21.44 Julien WANDERS
1300 m	3:37.95 Julien WANDERS	1400 m	3:54.62 Julien WANDERS
1500 m	4:10.91 Julien WANDERS	1600 m	4:27.97 Jacob KROP
1700 m	4:45.68 Jacob KROP	1800 m	5:02.21 Jacob KROP
1900 m	5:19.34 Jacob KROP	2000 m	5:36.22 Oscar CHELIMO
2100 m	5:52.18 Oscar CHELIMO	2200 m	6:08.22 Oscar CHELIMO
2300 m	6:24.52 Oscar CHELIMO	2400 m	6:40.57 Jacob KROP
2500 m	6:56.67 Jacob KROP	2600 m	7:12.48 Jacob KROP
2700 m	7:28.76 Jacob KROP	2800 m	7:45.36 Jacob KROP
2900 m	8:01.62 Jacob KROP	3000 m	8:17.59 Jacob KROP
3100 m	8:33.28 Jacob KROP	3200 m	8:49.13 Selemon BAREGA
3300 m	9:05.30 Selemon BAREGA	3400 m	9:21.56 Jacob KROP
3500 m	9:37.86 Jacob KROP	3600 m	9:53.58 Jacob KROP
3700 m	10:09.12 Jacob KROP	3800 m	10:24.67 Jacob KROP
3900 m	10:40.76 Jacob KROP	4000 m	10:56.52 Jacob KROP
4100 m	11:12.19 Jacob KROP	4200 m	11:28.05 Jacob KROP
4300 m	11:43.61 Jacob KROP	4400 m	11:59.07 Jacob KROP
4500 m	12:14.96 Jacob KROP	4600 m	12:29.84 Jacob KROP
4700 m	12:44.19 Jacob KROP	4800 m	12:58.30 Jacob KROP
4900 m	13:11.80 Jacob KROP		

RESULTS
5000 Metres Men - Round 1

ATHLETE INGBRIGSTEN J. REINSTATED BY THE JURY OF APPEAL

Heat 2

2

27 September 2019

20:07 START TIME

25° C
TEMPERATURE

67 %
HUMIDITY

PLACE	NAME	COUNTRY	DATE OF BIRTH	ORDER	RESULT	
1	Paul CHELIMO	USA	27 Oct 90	15	13:20.18	Q
2	Telahun Haile BEKELE	ETH	13 May 99	1	13:20.45	Q
3	Filip INGBRIGTSEN	NOR	20 Apr 93	10	13:20.52	Q
4	Stewart MCSWEYN	AUS	1 Jun 95	12	13:20.58	Q
5	Nicholas Kipkorir KIMELI	KEN	29 Sep 98	2	13:20.82	Q
6	Isaac KIMELI	BEL	9 Mar 94	19	13:20.99	q
7	Henrik INGBRIGTSEN	NOR	24 Feb 91	13	13:21.22	q
8	Hassan MEAD	USA	28 Aug 89	8	13:22.11	q SB
9	Justyn KNIGHT	CAN	19 Jul 96	4	13:25.95	q
10	Stephen KISSA	UGA	1 Dec 95	7	13:27.36	
11	Bouh IBRAHIM	DJI	1 Jan 97	6	13:36.39	
12	Ben CONNOR	GBR	17 Oct 92	18	13:36.92	
13	Sam PARSONS	GER	18 Jun 94	14	13:38.53	
14	Abadi HADIS	ETH	6 Nov 97	17	13:42.89	
15	Soufiyan BOUQANTAR	MAR	30 Aug 93	3	14:03.16	
16	Tachlowini GABRIYESOS	ART	1 Jan 98	9	14:28.11	
	Said EL OTMANI	ITA	14 Oct 91	16	DNF	
	Gerald Nicolas GIRALDO VILLA	COL	21 Mar 89	5	DNF	
	Viro MA	CAM	14 Apr 87	11	DNF	

INTERMEDIATE TIMES

100 m	16.00 Soufiyan BOUQANTAR	200 m	32.82 Soufiyan BOUQANTAR
300 m	49.92 Soufiyan BOUQANTAR	400 m	1:06.02 Telahun Haile BEKELE
500 m	1:21.94 Telahun Haile BEKELE	600 m	1:40.10 Paul CHELIMO
700 m	1:54.94 Telahun Haile BEKELE	800 m	2:11.26 Telahun Haile BEKELE
900 m	2:27.52 Telahun Haile BEKELE	1000 m	2:43.78 Telahun Haile BEKELE
1100 m	3:00.19 Telahun Haile BEKELE	1200 m	3:16.39 Telahun Haile BEKELE
1300 m	3:32.33 Telahun Haile BEKELE	1400 m	3:48.56 Telahun Haile BEKELE
1500 m	4:05.20 Nicholas Kipkorir KIMELI	1600 m	4:22.15 Nicholas Kipkorir KIMELI
1700 m	4:38.54 Ben CONNOR	1800 m	4:54.35 Ben CONNOR
1900 m	5:10.17 Ben CONNOR	2000 m	5:26.03 Ben CONNOR
2100 m	5:41.99 Ben CONNOR	2200 m	5:58.19 Ben CONNOR
2300 m	6:14.39 Ben CONNOR	2400 m	6:30.73 Ben CONNOR
2500 m	6:46.85 Ben CONNOR	2600 m	7:03.33 Ben CONNOR
2700 m	7:19.72 Ben CONNOR	2800 m	7:36.08 Ben CONNOR
2900 m	7:52.31 Ben CONNOR	3000 m	8:08.94 Paul CHELIMO
3100 m	8:25.42 Paul CHELIMO	3200 m	8:41.00 Telahun Haile BEKELE
3300 m	8:56.73 Telahun Haile BEKELE	3400 m	9:12.76 Telahun Haile BEKELE
3500 m	9:28.68 Telahun Haile BEKELE	3600 m	9:44.90 Telahun Haile BEKELE
3700 m	10:01.25 Nicholas Kipkorir KIMELI	3800 m	10:18.08 Nicholas Kipkorir KIMELI
3900 m	10:34.50 Telahun Haile BEKELE	4000 m	10:50.22 Telahun Haile BEKELE
4100 m	11:05.92 Telahun Haile BEKELE	4200 m	11:21.87 Telahun Haile BEKELE
4300 m	11:37.75 Telahun Haile BEKELE	4400 m	11:53.26 Telahun Haile BEKELE
4500 m	12:08.64 Telahun Haile BEKELE	4600 m	12:23.96 Telahun Haile BEKELE
4700 m	12:38.86 Telahun Haile BEKELE	4800 m	12:53.08 Filip INGBRIGTSEN
4900 m	13:06.48 Filip INGBRIGTSEN		

RESULTS
5000 Metres Men - Round 1

ATHLETE INGBRIGSTEN J. REINSTATED BY THE JURY OF APPEAL

ALL-TIME TOP LIST				SEASON TOP LIST			
RESULT	NAME	VENUE	DATE	RESULT	NAME	VENUE	2019
12:37.35	Kenenisa BEKELE (ETH)	engelo (Blankers-Koen Stadion)	31 May 04	12:52.98	Telahun Haile BEKELE (ETH)	Roma (ITA)	6 Jun
12:39.36	Haile GEBRSELESSIE (ETH)	Helsinki	13 Jun 98	12:53.04	Selemon BAREGA (ETH)	Roma (ITA)	6 Jun
12:39.74	Daniel KOMEN (KEN)	Bruxelles	22 Aug 97	12:54.92	Hagos GEBRHIWET (ETH)	Roma (ITA)	6 Jun
12:43.02	Selemon BAREGA (ETH)	Bruxelles (BEL)	31 Aug 18	12:56.26	Birhanu BALEW (BRN)	Roma (ITA)	6 Jun
12:45.82	Hagos GEBRHIWET (ETH)	Bruxelles (BEL)	31 Aug 18	12:56.48	Abadi HADIS (ETH)	Roma (ITA)	6 Jun
12:46.53	Eliud KIPCHOGE (KEN)	Roma (Stadio Olimpico)	2 Jul 04	12:57.41	Joshua CHEPTEGEI (UGA)	Zürich (SUI)	29 Aug
12:46.79	Yomif KEJELCHA (ETH)	Bruxelles (BEL)	31 Aug 18	12:57.90	Nicholas Kipkorir KIMELI (KEN)	Hengelo (NED)	9 Jun
12:46.81	Dejen GEBREMESKEL (ETH)	int-Denis (Stade de France)	6 Jul 12	12:58.10	William KINCAID (USA)	hael Jordan Track, Nike Campus, Beave	10 Sep
12:47.04	Sileshi SIHINE (ETH)	Roma (Stadio Olimpico)	2 Jul 04	12:58.16	Mohammed AHMED (CAN)	Roma (ITA)	6 Jun
12:48.64	Isiah Kiplangat KOECH (KEN)	it-Denis (Stade de France)	6 Jul 12	13:00.13	Lopez LOMONG (USA)	ichael Jordan Track, Nike Campus, Beave	10 Sep

SUMMARY



400 Metres Hurdles Men - Round 1

First 4 in each heat (Q) and the next 4 fastest (q) advance to the Semi-Finals

RECORDS	RESULT	NAME	COUNTRY	AGE	VENUE	DATE
World Record WR	46.78	Kevin YOUNG	USA	26	Barcelona (Estadio Olímpico)	6 Aug 1992
Championships Record CR	47.18	Kevin YOUNG	USA	27	Stuttgart (Gottlieb-Daimler Stadion)	19 Aug 1993
World Leading WL	46.92	Karsten WARHOLM	NOR	23	Zürich (SUI)	29 Aug 2019
Area Record AR		National Record NR		Personal Best PB		Season Best SB

27 September 2019

RANK	PLACE	HEAT	LANE	BIB	NAME	COUNTRY	DATE of BIRTH	RESULT	
1	1	3	8		Abderrahman SAMBA	QAT	5 Sep 95	49.08	Q
2	2	3	2		Takatoshi ABE	JPN	12 Nov 91	49.25	Q
3	1	1	4		Karsten WARHOLM	NOR	28 Feb 96	49.27	Q
4	1	5	6		Rasmus MÄGI	EST	4 May 92	49.34	Q SB
5	2	1	7		Thomas BARR	IRL	24 Jul 92	49.41	Q
6	2	5	7		Ludvy VAILLANT	FRA	15 Mar 95	49.49	Q
7	3	3	9		TJ HOLMES	USA	2 Jul 95	49.50	Q
8	3	5	8		Abdelmalik LAHOULOU	ALG	7 May 92	49.54	Q
9	1	2	4		Kyron MCMASTER	IVB	3 Jan 97	49.60	Q
10	1	4	4		Rai BENJAMIN	USA	27 Jul 97	49.62 (.611)	Q
11	3	1	3		Jabir MADARI PILLYALIL	IND	8 Jun 96	49.62 (.619)	Q
12	4	1	9		Kemar MOWATT	JAM	12 Mar 95	49.63	Q
13	2	2	8		Alison DOS SANTOS	BRA	3 Jun 00	49.66	Q
14	5	1	5		Amere LATTIN	USA	12 Jul 97	49.72	q
15	4	5	3		Chris MCALISTER	GBR	3 Dec 95	49.73	Q
16	5	5	9		Yasmani COPELLO	TUR	15 Apr 87	49.75	q
17	2	4	8		Mohamed TOUATI	TUN	9 Sep 98	49.76	Q
18	3	4	6		Patryk DOBEK	POL	13 Feb 94	49.89	Q
19	3	2	9		Chieh CHEN	TPE	8 May 92	49.95 (.949)	Q
19	6	1	2		Fernando VEGA	MEX	19 Feb 98	49.95 (.949)	q
21	4	3	4		Ritwan ALOWONLE	NGR	12 Dec 93	50.04	Q
22	4	4	5		Vít MÜLLER	CZE	31 Aug 96	50.15	Q
23	4	2	2		Luke CAMPBELL	GER	22 Nov 94	50.20	Q
24	5	4	2		Masaki TOYODA	JPN	17 Jan 98	50.34	q
25	7	1	8		Mahdi PIRJAHAN	IRI	23 Sep 99	50.46	
26	5	3	7		Nick SMIDT	NED	12 May 97	50.54 (.538)	
27	6	5	2		Dharun AYYASAMY	IND	31 Dec 96	50.55	
28	6	3	3		Kariem HUSSEIN	SUI	4 Jan 89	50.62	
29	6	4	3		Sergio FERNÁNDEZ	ESP	1 Apr 93	50.71	
30	5	2	5		Creve MACHAVA	MOZ	8 Feb 96	50.76	
31	7	5	5		Constantin PREIS	GER	16 May 98	50.93	
32	7	4	7		Marcio TELES	BRA	27 Jan 94	51.02	
33	7	3	6		Wilfried HAPPIO	FRA	22 Sep 98	51.25	
34	8	1	6		Artur TEREZAN	BRA	8 May 91	51.52	SB
35	6	2	3		Lindsay HANEKOM	RSA	15 May 93	51.71	
36	7	2	6		Ned Justeen AZEMIA	SEY	21 Aug 97	52.58	
37	8	3	5		Andrea ERCOLANI VOLTA	SMR	20 Apr 95	52.60	NR
38	8	5	4		Malique SMITH	ISV	9 Nov 97	59.45	
		2	7		Bienvenu SAWADOGO	BUR	31 Dec 95	DQ	163.3(a)

SUMMARY
400 Metres Hurdles Men - Round 1

27 September 2019

RANK	PLACE	HEAT	LANE	BIB	NAME	COUNTRY	DATE of BIRTH	RESULT
------	-------	------	------	-----	------	---------	---------------	--------

NOTE IAAF Rule 163.3[a] - Lane infringement

ALL-TIME TOP LIST					SEASON TOP LIST				
RESULT	NAME	VENUE	DATE		RESULT	NAME	VENUE	2019	
46.78	Kevin YOUNG (USA)	Barcelona (Estadio Olímpico)	6 Aug 92		46.92	Karsten WARHOLM (NOR)	Zürich (SUI)	29 Aug	
46.92	Karsten WARHOLM (NOR)	Zürich (SUI)	29 Aug 19		46.98	Rai BENJAMIN (USA)	Zürich (SUI)	29 Aug	
46.98	Abderrahman SAMBA (QAT)	Paris (FRA)	30 Jun 18		47.27	Abderrahman SAMBA (QAT)	Shanghai (CHN)	18 May	
46.98	Rai BENJAMIN (USA)	Zürich (SUI)	29 Aug 19		48.30	Ludvy VAILLANT (FRA)	Stade Charléty, Paris (FRA)	24 Aug	
47.02	Edwin MOSES (USA)	Koblenz	31 Aug 83		48.33	Kyron MCMASTER (IVB)	Stade Charléty, Paris (FRA)	24 Aug	
47.03	Bryan BRONSON (USA)	New Orleans, LA	21 Jun 98		48.45	Alison DOS SANTOS (BRA)	Lima (PER)	8 Aug	
47.10	Samuel MATETE (ZAM)	Zürich (Letzigrund)	7 Aug 91		48.47	Yasmani COPELLO (TUR)	Stade Charléty, Paris (FRA)	24 Aug	
47.19	Andre PHILLIPS (USA)	Seoul (Olympic Stadium)	25 Sep 88		48.48	Quincy HALL (USA)	Austin, TX (USA)	7 Jun	
47.23	Amadou DIA BA (SEN)	Seoul (Olympic Stadium)	25 Sep 88		48.58	TJ HOLMES (USA)	Des Moines, IA (USA)	27 Jul	
47.24	Kerron CLEMENT (USA)	Carson, CA	26 Jun 05		48.60	Marcio TELES (BRA)	National Training Centre, Bragança Pauli	1 Sep	



RESULTS



400 Metres Hurdles Men - Round 1

First 4 in each heat (Q) and the next 4 fastest (q) advance to the Semi-Finals

RECORDS	RESULT NAME	COUNTRY	AGE	VENUE	DATE
World Record WR	46.78 Kevin YOUNG	USA	26	Barcelona (Estadio Olímpico)	6 Aug 1992
Championships Record CR	47.18 Kevin YOUNG	USA	27	Stuttgart (Gottlieb-Daimler Stadion)	19 Aug 1993
World Leading WL	46.92 Karsten WARHOLM	NOR	23	Zürich (SUI)	29 Aug 2019
Area Record AR	National Record NR	Personal Best PB	Season Best SB		

Heat 1

5

27 September 2019 20:36 START TIME

25° C TEMPERATURE 67% HUMIDITY

PLACE	NAME	COUNTRY	DATE OF BIRTH	LANE	RESULT	REACTION	F _n
1	Karsten WARHOLM	NOR	28 Feb 96	4	49.27	Q 0.161	
2	Thomas BARR	IRL	24 Jul 92	7	49.41	Q 0.184	
3	Jabir MADARI PILLYALIL	IND	8 Jun 96	3	49.62 (.619)	Q 0.186	
4	Kemar MOWATT	JAM	12 Mar 95	9	49.63	Q 0.182	
5	Amere LATTIN	USA	12 Jul 97	5	49.72	q 0.223	
6	Fernando VEGA	MEX	19 Feb 98	2	49.95 (.949)	q 0.209	
7	Mahdi PIRJAHAN	IRI	23 Sep 99	8	50.46	0.184	
8	Artur TEREZAN	BRA	8 May 91	6	51.52	SB 0.217	

Heat 2

5

27 September 2019 20:43 START TIME

25° C TEMPERATURE 67% HUMIDITY

PLACE	NAME	COUNTRY	DATE OF BIRTH	LANE	RESULT	REACTION	F _n
1	Kyron MCMASTER	IVB	3 Jan 97	4	49.60	Q 0.212	
2	Alison DOS SANTOS	BRA	3 Jun 00	8	49.66	Q 0.181	
3	Chieh CHEN	TPE	8 May 92	9	49.95 (.949)	Q 0.173	
4	Luke CAMPBELL	GER	22 Nov 94	2	50.20	Q 0.142	
5	Creve MACHAVA	MOZ	8 Feb 96	5	50.76	0.174	
6	Lindsay HANEKOM	RSA	15 May 93	3	51.71	0.169	
7	Ned Justeen AZEMIA	SEY	21 Aug 97	6	52.58	0.198	
	Bienvenu SAWADOGO	BUR	31 Dec 95	7	DQ 163.3[a]	0.146	

NOTE IAAF Rule 163.3[a] - Lane infringement

Heat 3

5

27 September 2019 20:50 START TIME

25° C TEMPERATURE 67% HUMIDITY

PLACE	NAME	COUNTRY	DATE OF BIRTH	LANE	RESULT	REACTION	F _n
1	Abderrahman SAMBA	QAT	5 Sep 95	8	49.08	Q 0.183	
2	Takatoshi ABE	JPN	12 Nov 91	2	49.25	Q 0.160	
3	TJ HOLMES	USA	2 Jul 95	9	49.50	Q 0.274	
4	Rilwan ALOWONLE	NGR	12 Dec 93	4	50.04	Q 0.197	
5	Nick SMIDT	NED	12 May 97	7	50.54 (.538)	0.171	
6	Kariem HUSSEIN	SUI	4 Jan 89	3	50.62	0.171	
7	Wilfried HAPPIO	FRA	22 Sep 98	6	51.25	0.163	
8	Andrea ERCOLANI VOLTA	SMR	20 Apr 95	5	52.60	NR 0.176	

Heat 4

5

27 September 2019 20:57 START TIME

25° C TEMPERATURE 67% HUMIDITY

PLACE	NAME	COUNTRY	DATE OF BIRTH	LANE	RESULT	REACTION	F _n
1	Rai BENJAMIN	USA	27 Jul 97	4	49.62 (.611)	Q 0.217	
2	Mohamed TOUATI	TUN	9 Sep 98	8	49.76	Q 0.178	
3	Patryk DOBEK	POL	13 Feb 94	6	49.89	Q 0.147	
4	Vít MÜLLER	CZE	31 Aug 96	5	50.15	Q 0.196	
5	Masaki TOYODA	JPN	17 Jan 98	2	50.34	q 0.187	
6	Sergio FERNÁNDEZ	ESP	1 Apr 93	3	50.71	0.142	
7	Marcio TELES	BRA	27 Jan 94	7	51.02	0.141	

RESULTS
400 Metres Hurdles Men - Round 1

Heat 5 **5**

27 September 2019

21:04 START TIME

25° C
TEMPERATURE

67 %
HUMIDITY

PLACE	NAME	COUNTRY	DATE of BIRTH	LANE	RESULT	REACTION	F _n
1	Rasmus MÄGI	EST	4 May 92	6	49.34	Q SB	0.153
2	Ludvy VAILLANT	FRA	15 Mar 95	7	49.49	Q	0.204
3	Abdelmalik LAHOULOU	ALG	7 May 92	8	49.54	Q	0.190
4	Chris MCALISTER	GBR	3 Dec 95	3	49.73	Q	0.168
5	Yasmani COPELLO	TUR	15 Apr 87	9	49.75	q	0.207
6	Dharun AYYASAMY	IND	31 Dec 96	2	50.55		0.170
7	Constantin PREIS	GER	16 May 98	5	50.93		0.198
8	Malique SMITH	ISV	9 Nov 97	4	59.45		0.167

ALL-TIME TOP LIST

SEASON TOP LIST

RESULT	NAME	VENUE	DATE	RESULT	NAME	VENUE	2019
46.78	Kevin YOUNG (USA)	Barcelona (Estadio Olímpico)	6 Aug 92	46.92	Karsten WARHOLM (NOR)	Zürich (SUI)	29 Aug
46.92	Karsten WARHOLM (NOR)	Zürich (SUI)	29 Aug 19	46.98	Rai BENJAMIN (USA)	Zürich (SUI)	29 Aug
46.98	Abderrahman SAMBA (QAT)	Paris (FRA)	30 Jun 18	47.27	Abderrahman SAMBA (QAT)	Shanghai (CHN)	18 May
46.98	Rai BENJAMIN (USA)	Zürich (SUI)	29 Aug 19	48.30	Ludvy VAILLANT (FRA)	Stade Charléty, Paris (FRA)	24 Aug
47.02	Edwin MOSES (USA)	Koblenz	31 Aug 83	48.33	Kyron MCMMASTER (IVB)	Stade Charléty, Paris (FRA)	24 Aug
47.03	Bryan BRONSON (USA)	New Orleans, LA	21 Jun 98	48.45	Alison DOS SANTOS (BRA)	Lima (PER)	8 Aug
47.10	Samuel MATETE (ZAM)	Zürich (Letzigrund)	7 Aug 91	48.47	Yasmani COPELLO (TUR)	Stade Charléty, Paris (FRA)	24 Aug
47.19	Andre PHILLIPS (USA)	Seoul (Olympic Stadium)	25 Sep 88	48.48	Quincy HALL (USA)	Austin, TX (USA)	7 Jun
47.23	Amadou DIA BA (SEN)	Seoul (Olympic Stadium)	25 Sep 88	48.58	TJ HOLMES (USA)	Des Moines, IA (USA)	27 Jul
47.24	Kerron CLEMENT (USA)	Carson, CA	26 Jun 05	48.60	Marcio TELES (BRA)	National Training Centre, Bragança Pauli	1 Sep



SUMMARY



Long Jump Men - Qualification

With qualifying standard of 8.15 (Q) or at least the 12 best performers (q) advance to the Final

QUALIFIED ATHLETES UPDATED

RECORDS	RESULT	NAME	COUNTRY	AGE	VENUE	DATE
World Record WR	8.95	Mike POWELL	USA	28	Tokyo (Olympic Stadium)	30 Aug 1991
Championships Record CR	8.95	Mike POWELL	USA	28	Tokyo (Olympic Stadium)	30 Aug 1991
World Leading WL	8.65	Juan Miguel ECHEVARRÍA	CUB	21	Zürich (SUI)	29 Aug 2019
Area Record AR		National Record NR			Personal Best PB	Season Best SB

27 September 2019

RANK	PLACE	GROUP	BIB	NAME	COUNTRY	DATE of BIRTH	RESULT	WIND
1	1	A		Juan Miguel ECHEVARRÍA	CUB	11 Aug 98	8.40	Q -0.6
2	1	B		Jeff HENDERSON	USA	19 Feb 89	8.12	q -0.7
3	2	A		Yuki HASHIOKA	JPN	23 Jan 99	8.07	q -0.7
4	3	A		Steffin MCCARTER	USA	19 Jan 97	8.04	q -0.8
5	2	B		Ruswahl SAMAAI	RSA	25 Sep 91	8.01	q -0.2
6	3	B		Eusebio CÁCERES	ESP	10 Sep 91	8.01	q -1.3
7	4	A		Miltiadis TENTOGLOU	GRE	18 Mar 98	8.00	q -1.2
8	4	B		Shoutarou SHIROYAMA	JPN	6 Mar 95	7.94	q -0.6
9	5	B		Thobias MONTLER	SWE	15 Feb 96	7.92	q -0.3
10	5	A		Luvo MANYONGA	RSA	8 Jan 91	7.91	q -0.1
11	6	B		Jianan WANG	CHN	27 Aug 96	7.89	q -0.6
12	7	B		Tajay GAYLE	JAM	2 Aug 96	7.89	q -0.7
13	6	A		Henry FRAYNE	AUS	14 Apr 90	7.86	-0.6
14	8	B		Yaoguang ZHANG	CHN	21 Jun 93	7.82	-0.6
15	9	B		Darcy ROPER	AUS	31 Mar 98	7.82	-0.2
16	7	A		Changzhou HUANG	CHN	20 Aug 94	7.81	-0.5
17	8	A		Andwuelle WRIGHT	TTO	8 Aug 97	7.76	-1.1
18	10	B		Hibiki TSUHA	JPN	21 Jan 98	7.72	-0.1
19	9	A		Héctor SANTOS	ESP	6 Jan 98	7.69	-0.6
20	11	B		Emiliano LASA	URU	25 Jan 90	7.66	+0.2
21	10	A		Trumaine JEFFERSON	USA	21 Apr 95	7.63	-1.0
22	12	B		. SREESHANKAR	IND	27 Mar 99	7.62	-0.7
23	11	A		Emanuel ARCHIBALD	GUY	9 Sep 94	7.56	-0.7
24	12	A		Henry SMITH	AUS	9 Apr 96	7.50	-1.1
25	13	B		Tyrone SMITH	BER	7 Aug 84	7.49	-1.0
26	14	B		Yahya BERRABAH	MAR	13 Oct 81	7.37	-0.4
		A		Chia-Hsing LIN	TPE	13 Jul 99	NM	

ALL-TIME TOP LIST

SEASON TOP LIST

RESULT	NAME	VENUE	DATE	RESULT	NAME	VENUE	2019
8.95	Mike POWELL (USA)	Tokyo (Olympic Stadium)	30 Aug 91	8.65	Juan Miguel ECHEVARRÍA (CUB)	Zürich (SUI)	29 Aug
8.90	Bob BEAMON (USA)	Ciudad de México (Estadio Olímpico)	18 Oct 68	8.41	Zarck VISSER (RSA)	Germiston (RSA)	23 Mar
8.87	Carl LEWIS (USA)	Tokyo (Olympic Stadium)	30 Aug 91	8.40	Shoutarou SHIROYAMA (JPN)	Fukui (JPN)	17 Aug
8.86	Robert EMMIYAN (URS)	Tsakhkadzor	22 May 87	8.38	Jeff HENDERSON (USA)	Provo, UT (USA)	27 Apr
8.74	Larry MYRICKS (USA)	Indianapolis (University Stadium), IN	18 Jul 88	8.37	Luvo MANYONGA (RSA)	London (GBR)	20 Jul
8.74	Erick WALDER (USA)	El Paso, TX	2 Apr 94	8.32	Miltiadis TENTOGLOU (GRE)	Gävle (SWE)	12 Jul
8.74	Dwight PHILLIPS (USA)	Eugene, OR	7 Jun 09	8.32	Tajay GAYLE (JAM)	London (GBR)	20 Jul
8.73	Irving SALADINO (PAN)	Hengelo (Blankers-Koen Stadion)	24 May 08	8.32	Yuki HASHIOKA (JPN)	Fukui (JPN)	17 Aug
8.71	Iván PEDROSO (CUB)	Salamanca (Helmántico)	18 Jul 95	8.25	Yaoguang ZHANG (CHN)	La Chaux-de-Fonds (SUI)	30 Jun
8.68	Juan Miguel ECHEVARRÍA (CUB)	3ad Langensalza (GER)	30 Jun 18	8.25	Andwuelle WRIGHT (TTO)	Queretaro (MEX)	5 Jul
				8.25	Steffin MCCARTER (USA)	Chula Vista, CA (USA)	13 Jul



RESULTS



Long Jump Men - Qualification

With qualifying standard of 8.15 (Q) or at least the 12 best performers (q) advance to the Final

QUALIFIED ATHLETES UPDATED

RECORDS	RESULT	NAME	COUNTRY	AGE	VENUE	DATE
World Record WR	8.95	Mike POWELL	USA	28	Tokyo (Olympic Stadium)	30 Aug 1991
Championships Record CR	8.95	Mike POWELL	USA	28	Tokyo (Olympic Stadium)	30 Aug 1991
World Leading WL	8.65	Juan Miguel ECHEVARRÍA	CUB	21	Zürich (SUI)	29 Aug 2019
Area Record AR		National Record NR		Personal Best PB		Season Best SB

Group A

27 September 2019 16:30 START TIME 25° C TEMPERATURE 67% HUMIDITY
17:22 END TIME 25° C 67%

PLACE	NAME	COUNTRY	DATE OF BIRTH	ORDER	RESULT	1	2	3
1	Juan Miguel ECHEVARRÍA	CUB	11 Aug 98	12	8.40 Q -0.6	8.40 -0.6		
2	Yuki HASHIOKA	JPN	23 Jan 99	5	8.07 q -0.7	7.64 -1.1	8.07 -0.7	-
3	Steffin MCCARTER	USA	19 Jan 97	10	8.04 q -0.8	7.84 -1.1	8.04 -0.8	-
4	Miltiadis TENTOGLOU	GRE	18 Mar 98	3	8.00 q -1.2	7.62 -1.2	7.67 -1.1	8.00 -1.2
5	Luvo MANYONGA	RSA	8 Jan 91	7	7.91 q -0.1	7.87 -1.0	7.91 -0.1	7.90 +0.2
6	Henry FRAYNE	AUS	14 Apr 90	8	7.86 -0.6	X -0.4	7.76 -1.0	7.86 -0.6
7	Changzhou HUANG	CHN	20 Aug 94	4	7.81 -0.5	7.81 -0.5	7.72 -1.2	7.68 -0.9
8	Andwuelle WRIGHT	TTO	8 Aug 97	11	7.76 -1.1	X -1.2	7.76 -1.3	7.76 -1.1
9	Héctor SANTOS	ESP	6 Jan 98	9	7.69 -0.6	7.69 -1.4	7.69 -0.6	7.54 -1.2
10	Trumaine JEFFERSON	USA	21 Apr 95	2	7.63 -1.0	X -1.1	7.54 -1.0	7.63 -1.0
11	Emanuel ARCHIBALD	GUY	9 Sep 94	13	7.56 -0.7	7.35 -0.1	7.40 -1.2	7.56 -0.7
12	Henry SMITH	AUS	9 Apr 96	1	7.50 -1.1	7.37 -0.2	7.48 -0.9	7.50 -1.1
	Chia-Hsing LIN	TPE	13 Jul 99	6	NM	X -1.0	X -0.4	X -0.8

RESULTS
Long Jump Men - Qualification

QUALIFIED ATHLETES UPDATED

Group B		27 September 2019		16:30	START TIME	25° C	67 %			
				17:24	END TIME	25° C	67 %			
PLACE	NAME	COUNTRY	DATE OF BIRTH	ORDER	RESULT	1	2	3		
1	Jeff HENDERSON	USA	19 Feb 89	4	8.12 q -0.7	7.78 -0.7	7.78 -0.4	8.12 -0.7		
2	Ruswahl SAMAAI	RSA	25 Sep 91	13	8.01 q -0.2	6.49 -0.4	7.93 -0.7	8.01 -0.2		
3	Eusebio CÁCERES	ESP	10 Sep 91	14	8.01 q -1.3	7.79 -0.4	8.01 -1.3	-		
4	Shoutarou SHIROYAMA	JPN	6 Mar 95	9	7.94 q -0.6	7.94 -0.6	7.64 +0.2	X -0.9		
5	Thobias MONTLER	SWE	15 Feb 96	8	7.92 q -0.3	7.92 -0.3	7.84 +0.5	X -0.6		
6	Jianan WANG	CHN	27 Aug 96	5	7.89 q -0.6	7.73 -0.6	7.89 -0.6	7.81 -0.5		
7	Tajay GAYLE	JAM	2 Aug 96	1	7.89 q -0.7	7.81 -0.7	X -1.0	7.89 -0.7		
8	Yaoguang ZHANG	CHN	21 Jun 93	12	7.82 -0.6	7.82 -0.6	7.77 -0.2	7.64 -0.4		
9	Darcy ROPER	AUS	31 Mar 98	7	7.82 -0.2	7.76 +0.2	7.82 -0.2	7.73 +0.9		
10	Hibiki TSUHA	JPN	21 Jan 98	2	7.72 -0.1	7.56 -0.5	7.56 -0.2	7.72 -0.1		
11	Emiliano LASA	URU	25 Jan 90	3	7.66 +0.2	7.64 -0.1	7.61 -0.4	7.66 +0.2		
12	. SREESHANKAR	IND	27 Mar 99	6	7.62 -0.7	7.52 -0.4	7.62 -0.7	X -0.1		
13	Tyrone SMITH	BER	7 Aug 84	10	7.49 -1.0	7.45 -0.7	7.40 -0.4	7.49 -1.0		
14	Yahya BERRABAH	MAR	13 Oct 81	11	7.37 -0.4	X -0.7	7.37 -0.4	7.29 -0.6		

ALL-TIME TOP LIST				SEASON TOP LIST			
RESULT	NAME	VENUE	DATE	RESULT	NAME	VENUE	2019
8.95	Mike POWELL (USA)	Tokyo (Olympic Stadium)	30 Aug 91	8.65	Juan Miguel ECHEVARRÍA (CUB)	Zürich (SUI)	29 Aug
8.90	Bob BEAMON (USA)	Ciudad de México (Estadio Olímpico)	18 Oct 68	8.41	Zarck VISSER (RSA)	Germiston (RSA)	23 Mar
8.87	Carl LEWIS (USA)	Tokyo (Olympic Stadium)	30 Aug 91	8.40	Shoutarou SHIROYAMA (JPN)	Fukui (JPN)	17 Aug
8.86	Robert EMMIYAN (URS)	Tsakhkadzor	22 May 87	8.38	Jeff HENDERSON (USA)	Provo, UT (USA)	27 Apr
8.74	Larry MYRICKS (USA)	Indianapolis (University Stadium), IN	18 Jul 88	8.37	Luvo MANYONGA (RSA)	London (GBR)	20 Jul
8.74	Erick WALDER (USA)	El Paso, TX	2 Apr 94	8.32	Miltiadis TENTOGLOU (GRE)	Gävle (SWE)	12 Jul
8.74	Dwight PHILLIPS (USA)	Eugene, OR	7 Jun 09	8.32	Tajay GAYLE (JAM)	London (GBR)	20 Jul
8.73	Irving SALADINO (PAN)	Hengelo (Blankers-Koen Stadion)	24 May 08	8.32	Yuki HASHIOKA (JPN)	Fukui (JPN)	17 Aug
8.71	Iván PEDROSO (CUB)	Salamanca (Helmántico)	18 Jul 95	8.25	Yaoguang ZHANG (CHN)	La Chaux-de-Fonds (SUI)	30 Jun
8.68	Juan Miguel ECHEVARRÍA (CUB)	Bad Langensalza (GER)	30 Jun 18	8.25	Andwuelle WRIGHT (TTO)	Queretaro (MEX)	5 Jul
				8.25	Steffin MCCARTER (USA)	Chula Vista, CA (USA)	13 Jul

SUMMARY



Triple Jump Men - Qualification

With qualifying standard of 17.10 (Q) or at least the 12 best performers (q) advance to the Final

RECORDS	RESULT	NAME	COUNTRY	AGE	VENUE	DATE
World Record WR	18.29	Jonathan EDWARDS	GBR	29	Göteborg (Ullevi Stadium)	7 Aug 1995
Championships Record CR	18.29	Jonathan EDWARDS	GBR	29	Göteborg (Ullevi Stadium)	7 Aug 1995
World Leading WL	18.14	Will CLAYE	USA	28	Long Beach, CA (USA)	29 Jun 2019
Area Record AR		National Record NR		Personal Best PB		Season Best SB

27 September 2019

RANK	PLACE	GROUP	BIB	NAME	COUNTRY	DATE of BIRTH	RESULT	WIND
1	1	A		Pedro Pablo PICHARDO	POR	30 Jun 93	17.38	Q -0.2
2	2	A		Hugues Fabrice ZANGO	BUR	25 Jun 93	17.17	Q -0.3
3	1	B		Christian TAYLOR	USA	18 Jun 90	16.99	q +0.3
4	3	A		Donald SCOTT	USA	23 Feb 92	16.99	q -0.4
5	4	A		Will CLAYE	USA	13 Jun 91	16.97	q -0.1
6	2	B		Alexis COPELLO	AZE	12 Aug 85	16.95	q +0.1
7	3	B		Jordan Alejandro DÍAZ FORTUN	CUB	23 Feb 01	16.93	q 0.0
8	5	A		Almir DOS SANTOS	BRA	4 Sep 93	16.92	q -0.5
9	4	B		Yaoqing FANG	CHN	20 Apr 96	16.92	q +0.2
10	5	B		Ruiting WU	CHN	29 Nov 95	16.90	q -0.3
11	6	A		Cristian NÁPOLES	CUB	27 Nov 98	16.88	q 0.0
12	6	B		Necati ER	TUR	24 Feb 97	16.87	q +0.2
13	7	B		Omar CRADDOCK	USA	26 Apr 91	16.87	+0.1
14	8	B		Dmitriy SOROKIN	ANA	27 Sep 92	16.86	+0.1
15	9	B		Nelson ÉVORA	POR	20 Apr 84	16.80	+0.3
16	7	A		Yaming ZHU	CHN	4 May 94	16.79	-0.1
17	10	B		Benjamin WILLIAMS	GBR	25 Jan 92	16.77	+0.3
18	8	A		Alexey FYODOROV	ANA	25 May 91	16.71	-0.3
19	9	A		Nazim BABAYEV	AZE	8 Oct 97	16.65	-0.2
20	10	A		Yasser Mohamed TRIKI	ALG	24 Mar 97	16.62	0.0
21	11	B		Georgi TSONOV	BUL	2 May 93	16.61	+0.1
22	11	A		Benjamin COMPAORÉ	FRA	5 Aug 87	16.59	-0.2
23	12	A		Simo LIPSANEN	FIN	13 Sep 95	16.47	-0.4
24	13	A		Andy DÍAZ	CUB	25 Dec 95	16.41	-0.4
25	14	A		Chengetayi MAPAYA	ZIM	19 Dec 98	16.36	-0.4
26	12	B		Jean-Marc PONTVIANNE	FRA	6 Aug 94	16.31	+0.1
27	13	B		Alexsandro MELO	BRA	26 Sep 95	16.26	+0.3
28	15	A		Latario COLLIE-MINNS	BAH	10 Mar 94	16.26	-0.3
29	14	B		Levon AGHASYAN	ARM	19 Jan 95	16.24	0.0
30	15	B		Lathone COLLIE-MINNS	BAH	10 Mar 94	15.89	+0.4
31	16	A		Ruslan KURBANOV	UZB	10 Feb 93	15.86	-0.3
32	17	A		Andrea DALLAVALLE	ITA	31 Oct 99	15.09	-0.3
33	16	B		Jordan SCOTT	JAM	29 Jun 97	14.73	+0.4

SUMMARY
Triple Jump Men - Qualification

27 September 2019

RANK	PLACE	GROUP	BIB	NAME	COUNTRY	DATE of BIRTH	RESULT	WIND
------	-------	-------	-----	------	---------	---------------	--------	------

ALL-TIME TOP LIST				SEASON TOP LIST			
RESULT	NAME	VENUE	DATE	RESULT	NAME	VENUE	2019
18.29	Jonathan EDWARDS (GBR)	Göteborg (Ullevi Stadium)	7 Aug 95	18.14	Will CLAYE (USA)	Long Beach, CA (USA)	29 Jun
18.21	Christian TAYLOR (USA)	Beijing (National Stadium)	27 Aug 15	17.82	Christian TAYLOR (USA)	Monaco (MON)	12 Jul
18.14	Will CLAYE (USA)	Long Beach, CA (USA)	29 Jun 19	17.68	Omar CRADDOCK (USA)	Long Beach, CA (USA)	20 Apr
18.09	Kenny HARRISON (USA)	Atlanta (Olympic Stadium), GA	27 Jul 96	17.53	Pedro Pablo PICHARDO (POR)	London (GBR)	20 Jul
18.08	Pedro Pablo PICHARDO (CUB) ^a	(Estadio Panamericano)	28 May 15	17.50	Huques Fabrice ZANGO (BUR)	St-Etienne (FRA)	28 Jul
18.04	Teddy TAMGHO (FRA)	Moskva (Luzhniki)	18 Aug 13	17.49	Jordan Alejandro DÍAZ FORTUN (CUB)	Camagüey (CUB)	3 Jul
17.97	Willie BANKS (USA)	Indianapolis, IN	16 Jun 85	17.47	Ruiting WU (CHN)	Shenyang (CHN)	3 Aug
17.92	Khristo MARKOV (BUL)	Roma (Stadio Olimpico)	31 Aug 87	17.43	Donald SCOTT (USA)	Roma (ITA)	6 Jun
17.92	James BECKFORD (JAM)	Odessa, TX	20 May 95	17.40	Yaming ZHU (CHN)	La Chaux-de-Fonds (SUI)	30 Jun
17.90	Vladimir INOZEMTSEV (URS)	Bratislava	20 Jun 90	17.37	Necatí ER (TUR)	Gävle (SWE)	14 Jul
17.90	Jadel GREGÓRIO (BRA)	Belém (Mangueirão)	20 May 07				



RESULTS



Triple Jump Men - Qualification

With qualifying standard of 17.10 (Q) or at least the 12 best performers (q) advance to the Final

WIND READING INFORMATION UPDATED

RECORDS	RESULT NAME	COUNTRY	AGE	VENUE	DATE
World Record WR	18.29 Jonathan EDWARDS	GBR	29	Göteborg (Ullevi Stadium)	7 Aug 1995
Championships Record CR	18.29 Jonathan EDWARDS	GBR	29	Göteborg (Ullevi Stadium)	7 Aug 1995
World Leading WL	18.14 Will CLAYE	USA	28	Long Beach, CA (USA)	29 Jun 2019
Area Record AR	National Record NR	Personal Best PB	Season Best SB		

Group A

27 September 2019 19:25 START TIME 25° C TEMPERATURE 67% HUMIDITY
20:39 END TIME 25° C 67%

PLACE	NAME	COUNTRY	DATE of BIRTH	ORDER	RESULT	1	2	3
1	Pedro Pablo PICHARDO	POR	30 Jun 93	17	17.38 Q -0.2	17.38 -0.2		
2	Hugues Fabrice ZANGO	BUR	25 Jun 93	10	17.17 Q -0.3	16.60 0.0	17.17 -0.3	
3	Donald SCOTT	USA	23 Feb 92	16	16.99 q -0.4	X 0.0	16.47 -0.5	16.99 -0.4
4	Will CLAYE	USA	13 Jun 91	2	16.97 q -0.1	16.83 -0.1	15.25 +0.1	16.97 -0.1
5	Almir DOS SANTOS	BRA	4 Sep 93	7	16.92 q -0.5	16.92 -0.5	-	16.21 -0.2
6	Cristian NÁPOLES	CUB	27 Nov 98	8	16.88 q 0.0	16.84 -0.3	16.75 -0.3	16.88 0.0
7	Yaming ZHU	CHN	4 May 94	15	16.79 -0.1	16.79 -0.1	16.75 -0.5	16.48 +0.2
8	Alexey FYODOROV	ANA	25 May 91	12	16.71 -0.3	16.49 -0.3	16.71 -0.3	16.16 -0.2
9	Nazim BABAYEV	AZE	8 Oct 97	14	16.65 -0.2	16.65 -0.2	16.38 -0.4	16.51 -0.3
10	Yasser Mohamed TRIKI	ALG	24 Mar 97	5	16.62 0.0	16.34 0.0	16.62 0.0	16.51 -0.3
11	Benjamin COMPAORÉ	FRA	5 Aug 87	4	16.59 -0.2	16.59 -0.2	16.35 -0.4	16.15 -0.2
12	Simo LIPSANEN	FIN	13 Sep 95	11	16.47 -0.4	16.44 -0.1	16.47 -0.4	X -0.3
13	Andy DÍAZ	CUB	25 Dec 95	6	16.41 -0.4	X -0.5	16.41 -0.4	16.39 -0.4
14	Chengetayi MAPAYA	ZIM	19 Dec 98	9	16.36 -0.4	14.80 0.0	X -0.2	16.36 -0.4
15	Latario COLLIE-MINNS	BAH	10 Mar 94	1	16.26 -0.3	16.26 -0.3	X +0.1	X 0.0
16	Ruslan KURBANOV	UZB	10 Feb 93	13	15.86 -0.3	X -0.1	15.86 -0.3	X -0.4
17	Andrea DALLAVALLE	ITA	31 Oct 99	3	15.09 -0.3	X -0.2	14.63 -0.2	15.09 -0.3

RESULTS
Triple Jump Men - Qualification

WIND READING INFORMATION UPDATED

Group B		27 September 2019	19:25 START TIME	25° C	67 %			
		20:29 END TIME	25° C	67 %				
PLACE	NAME	COUNTRY	DATE OF BIRTH	ORDER	RESULT	1	2	3
1	Christian TAYLOR	USA	18 Jun 90	12	16.99 q +0.3	16.99 +0.3	16.94 -0.2	-
2	Alexis COPELLO	AZE	12 Aug 85	3	16.95 q +0.1	16.67 +0.2	X +0.2	16.95 +0.1
3	Jordan Alejandro DÍAZ FORTU	CUB	23 Feb 01	10	16.93 q 0.0	16.61 +0.3	16.60 0.0	16.93 0.0
4	Yaoqing FANG	CHN	20 Apr 96	13	16.92 q +0.2	X +0.3	16.92 +0.2	X +0.1
5	Ruiting WU	CHN	29 Nov 95	5	16.90 q -0.3	X -0.1	16.90 -0.3	16.80 +0.1
6	Necatí ER	TUR	24 Feb 97	15	16.87 q +0.2	X 0.0	16.65 0.0	16.87 +0.2
7	Omar CRADDOCK	USA	26 Apr 91	6	16.87 +0.1	16.87 +0.1	X -0.3	X +0.1
8	Dmitriy SOROKIN	ANA	27 Sep 92	9	16.86 +0.1	16.68 0.0	X +0.2	16.86 +0.1
9	Nelson ÉVORA	POR	20 Apr 84	7	16.80 +0.3	16.26 +0.4	16.67 +0.4	16.80 +0.3
10	Benjamin WILLIAMS	GBR	25 Jan 92	16	16.77 +0.3	15.89 +0.4	16.77 +0.3	15.55 -0.1
11	Georgi TSONOV	BUL	2 May 93	14	16.61 +0.1	X +0.2	16.61 +0.1	16.08 +0.3
12	Jean-Marc PONTVIANNE	FRA	6 Aug 94	11	16.31 +0.1	16.02 +0.1	16.31 +0.1	X +0.2
13	Alexsandro MELO	BRA	26 Sep 95	1	16.26 +0.3	15.90 +0.6	16.26 +0.3	X -0.1
14	Levon AGHASYAN	ARM	19 Jan 95	4	16.24 0.0	16.24 0.0	15.98 +0.5	16.04 +0.3
15	Lathone COLLIE-MINNS	BAH	10 Mar 94	8	15.89 +0.4	15.62 +0.2	13.50 -0.1	15.89 +0.4
16	Jordan SCOTT	JAM	29 Jun 97	2	14.73 +0.4	14.73 +0.4	-	-

ALL-TIME TOP LIST				SEASON TOP LIST			
RESULT	NAME	VENUE	DATE	RESULT	NAME	VENUE	2019
18.29	Jonathan EDWARDS (GBR)	Göteborg (Ullevi Stadium)	7 Aug 95	18.14	Will CLAYE (USA)	Long Beach, CA (USA)	29 Jun
18.21	Christian TAYLOR (USA)	Beijing (National Stadium)	27 Aug 15	17.82	Christian TAYLOR (USA)	Monaco (MON)	12 Jul
18.14	Will CLAYE (USA)	Long Beach, CA (USA)	29 Jun 19	17.68	Omar CRADDOCK (USA)	Long Beach, CA (USA)	20 Apr
18.09	Kenny HARRISON (USA)	Atlanta (Olympic Stadium), GA	27 Jul 96	17.53	Pedro Pablo PICHARDO (POR)	London (GBR)	20 Jul
18.08	Pedro Pablo PICHARDO (CUB)	a (Estadio Panamericano)	28 May 15	17.50	Huques Fabrice ZANGO (BUR)	St-Etienne (FRA)	28 Jul
18.04	Teddy TAMGHO (FRA)	Moskva (Luzhniki)	18 Aug 13	17.49	Jordan Alejandro DÍAZ FORTUN (CUB)	Camagüey (CUB)	3 Jul
17.97	Willie BANKS (USA)	Indianapolis, IN	16 Jun 85	17.47	Ruiting WU (CHN)	Shenyang (CHN)	3 Aug
17.92	Khristo MARKOV (BUL)	Roma (Stadio Olimpico)	31 Aug 87	17.43	Donald SCOTT (USA)	Roma (ITA)	6 Jun
17.92	James BECKFORD (JAM)	Odessa, TX	20 May 95	17.40	Yaminq ZHU (CHN)	La Chaux-de-Fonds (SUI)	30 Jun
17.90	Vladimir INOZEMTSEV (URS)	Bratislava	20 Jun 90	17.37	Necatí ER (TUR)	Gävle (SWE)	14 Jul
17.90	Jadel GREGÓRIO (BRA)	Belém (Mangueirão)	20 May 07				

SUMMARY



800 Metres Women - Round 1

First 3 in each heat (Q) and the next 6 fastest (q) advance to the Semi-Finals

RECORDS	RESULT	NAME	COUNTRY	AGE	VENUE	DATE
World Record WR	1:53.28	Jarmila KRATOCHVÍLOVÁ	TCH	32	München (Olympiastadion)	26 Jul 1983
Championships Record CR	1:54.68	Jarmila KRATOCHVÍLOVÁ	TCH	32	Helsinki (Olympic Stadium)	9 Aug 1983
World Leading WL	1:54.98	Caster SEMENYA	RSA	28	Doha (QAT)	3 May 2019
Area Record AR		National Record NR		Personal Best PB		Season Best SB

27 September 2019

RANK	PLACE	HEAT	LANE	BIB	NAME	COUNTRY	DATE of BIRTH	RESULT	
1	1	3	8		Winnie NANYONDO	UGA	23 Aug 93	2:00.36	Q
2	1	4	6		Natoya GOULE	JAM	30 Mar 91	2:01.01	Q
3	2	4	7		Ce'Aira BROWN	USA	4 Nov 93	2:01.14	Q
4	3	4	4		Noélie YARIGO	BEN	26 Dec 85	2:01.19	Q
5	2	3	4		Katharina TROST	GER	28 Jun 95	2:01.45	Q
6	4	4	5		Olha LYAKHOVA	UKR	18 Mar 92	2:01.47	q
7	3	3	6		Halima HACHLAF	MAR	6 Sep 88	2:01.50	Q
8	4	3	7		Lindsey BUTTERWORTH	CAN	27 Sep 92	2:01.64	q
9	1	2	5		Raevyn ROGERS	USA	7 Sep 96	2:02.01	Q
10	2	2	4		Shelayna OSKAN-CLARKE	GBR	20 Jan 90	2:02.09	Q
11	1	1	8		Ajee WILSON	USA	8 May 94	2:02.10	Q
12	3	2	6		Morgan MITCHELL	AUS	3 Oct 94	2:02.13	Q
13	4	2	8		Eunice Jepkoech SUM	KEN	10 Apr 88	2:02.17	q
14	2	1	5		Halimah NAKAAYI	UGA	14 Oct 94	2:02.33	Q
15	5	2	3		Anna SABAT	POL	9 Nov 93	2:02.43	q
16	3	1	3		Hedda HYNNE	NOR	13 Mar 90	2:02.49	Q
17	5	4	9		Diribe WELTEJI	ETH	13 May 02	2:02.71	q
18	5	3	5		Līga VELVERE	LAT	10 Feb 90	2:02.93	q
19	4	1	9		Christina HERING	GER	9 Oct 94	2:03.15 ^(.142)	
20	5	1	4		Sara KUIVISTO	FIN	18 Aug 91	2:03.15 ^(.143)	
21	1	5	4		Nataliya PRISHCHEPA	UKR	11 Sep 94	2:03.22	Q
22	2	5	9		Chunyu WANG	CHN	17 Jan 95	2:03.25	Q
23	3	5	3		Alexandra BELL	GBR	4 Nov 92	2:03.34	Q
24	1	6	8		Renelle LAMOTE	FRA	26 Dec 93	2:03.36	Q
25	6	2	9		Selina BÜCHEL	SUI	26 Jul 91	2:03.38	
26	4	5	8		Lore HOFFMANN	SUI	25 Jul 96	2:03.40 ^(.392)	
27	5	5	5		Malika AKKAOUI	MAR	25 Dec 87	2:03.40 ^(.393)	
28	2	6	3		Rose Mary ALMANZA	CUB	13 Jul 92	2:03.42	Q
29	3	6	5		Rababe ARAFI	MAR	12 Jan 91	2:03.44	Q
30	6	4	3		Diana MEZULIÁNIKOVÁ	CZE	10 Apr 92	2:03.48	
31	4	6	7		Lynsey SHARP	GBR	11 Jul 90	2:03.57	
32	6	1	6		Renée EYKENS	BEL	8 Jun 96	2:03.65	
33	6	5	6		Lovisa LINDH	SWE	9 Jul 91	2:03.72	
34	7	4	8		Déborah RODRÍGUEZ	URU	2 Dec 92	2:03.80	
35	7	5	7		Hanna GREEN	USA	16 Oct 94	2:04.37	
36	7	1	7		Gabriela GAJANOVÁ	SVK	12 Oct 99	2:04.45	
37	5	6	9		Carley THOMAS	AUS	26 Dec 00	2:04.65	
38	6	6	4		Eleonora VANDI	ITA	15 Mar 96	2:04.98	
39	6	3	3		Catriona BISSET	AUS	1 Mar 94	2:05.33	
40	7	2	7		Lokonyen Rose NATHIKE	ART	1 Jan 93	2:13.39	PB

SUMMARY
800 Metres Women - Round 1

27 September 2019

RANK	PLACE	HEAT	LANE	BIB	NAME	COUNTRY	DATE of BIRTH	RESULT
	6		6		Tsepang SELLO	LES	23 Feb 97	DQ 163.5

NOTE IAAF Rule 163.5 - Leaving the lane before the breakline

ALL-TIME TOP LIST				SEASON TOP LIST			
RESULT	NAME	VENUE	DATE	RESULT	NAME	VENUE	2019
1:53.28	Jarmila KRATOCHVÍLOVÁ (TCH)	nchen (Olympiastadion)	26 Jul 83	1:54.98	Caster SEMENYA (RSA)	Doha (QAT)	3 May
1:53.43	Nadezhda OLIZARENKO (URS)	Moskva (Lenin Stadium)	27 Jul 80	1:57.72	Ajee WILSON (USA)	Des Moines, IA (USA)	28 Jul
1:54.01	Pamela JELIMO (KEN)	Zürich (Letzigrund)	29 Aug 08	1:57.75	Francine NIYONSABA (BDI)	Doha (QAT)	3 May
1:54.25	Caster SEMENYA (RSA)	Paris (FRA)	30 Jun 18	1:57.90	Natoya GOULE (JAM)	Monaco (MON)	12 Jul
1:54.44	Ana Fidelia QUIROT (CUB)	Barcelona (Estadio Olímpico)	9 Sep 89	1:58.19	Hanna GREEN (USA)	Des Moines, IA (USA)	28 Jul
1:54.81	Olga MINEYEVA (URS)	Moskva (Lenin Stadium)	27 Jul 80	1:58.42	Laura MUIR (GBR)	Monaco (MON)	12 Jul
1:54.94	Tatyana KAZANKINA (URS)	Montréal (Olympic Stadium)	26 Jul 76	1:58.61	Lynsey SHARP (GBR)	London (GBR)	21 Jul
1:55.05	Doina MELINTE (ROU)	Bucuresti	1 Aug 82	1:58.65	Raevyn ROGERS (USA)	Palo Alto, CA (USA)	30 Jun
1:55.19	Maria de Lurdes MUTOLA (MOZ)	Zürich	17 Aug 94	1:58.78	Catriona BISSET (AUS)	London (GBR)	21 Jul
1:55.19	Jolanda CEPLAK (SLO)	Heusden-Zolder	20 Jul 02	1:58.79	Jackline WAMBUI (KEN)	Nyayo National Stadium, Nairobi (KEN)	13 Sep

RACE ANALYSIS



800 Metres Women - Round 1

First 3 in each heat (Q) and the next 6 fastest (q) advance to the Semi-Finals

SPLIT TIMES UPDATED

Heat 6

6

27 September 2019

17:50 START TIME

25° C TEMPERATURE 67% HUMIDITY

1	200 m	2	300 m	3	400 m	4	500 m	5	600 m	6	700 m
---	-------	---	-------	---	-------	---	-------	---	-------	---	-------

1 Renelle LAMOTE

FRA 26 Dec 93 **2:03.36**

1	29.43	2	17.34	3	16.69	4	15.70	5	15.00	6	14.88
	29.43 (1)		46.77 (3)		1:03.46 (1)		1:19.16 (1)		1:34.16 (1)		1:49.04 (1)

2 Rose Mary ALMANZA

CUB 13 Jul 92 **2:03.42**

1	29.48	2	17.15	3	17.10	4	15.79	5	14.93	6	14.83
	29.48 (3)		46.63 (1)		1:03.73 (3)		1:19.52 (4)		1:34.45 (4)		1:49.28 (4)

3 Rababe ARAFI

MAR 12 Jan 91 **2:03.44**

1	30.45	2	16.42	3	16.91	4	15.65	5	14.94	6	14.84
	30.45 (7)		46.87 (5)		1:03.78 (4)		1:19.43 (3)		1:34.37 (3)		1:49.21 (3)

4 Lynsey SHARP

GBR 11 Jul 90 **2:03.57**

1	29.44	2	17.22	3	16.91	4	15.72	5	14.96	6	14.83
	29.44 (2)		46.66 (2)		1:03.57 (2)		1:19.29 (2)		1:34.25 (2)		1:49.08 (2)

5 Carley THOMAS

AUS 26 Dec 00 **2:04.65**

1	29.69	2	17.15	3	17.08	4	15.85	5	14.89	6	14.83
	29.69 (4)		46.84 (4)		1:03.92 (5)		1:19.77 (5)		1:34.66 (5)		1:49.49 (5)

6 Eleonora VANDI

ITA 15 Mar 96 **2:04.98**

1	29.87	2	17.20	3	16.96	4	15.75	5	14.88	6	14.96
	29.87 (5)		47.07 (7)		1:04.03 (6)		1:19.78 (6)		1:34.66 (6)		1:49.62 (6)

Tsepang SELLO

LES 23 Feb 97 **DQ** 163.5

1	30.06	2	16.98	3	17.23	4	16.52	5	16.89	6	17.93
	30.06 (6)		47.04 (6)		1:04.27 (7)		1:20.79 (7)		1:37.68 (7)		1:55.61 (7)

NOTE IAAF Rule 163.5 - Leaving the lane before the breakline

RESULTS



800 Metres Women - Round 1

First 3 in each heat (Q) and the next 6 fastest (q) advance to the Semi-Finals

WIND READING INFORMATION UPDATED

RECORDS	RESULT NAME	COUNTRY	AGE	VENUE	DATE
World Record WR	1:53.28 Jarmila KRATOCHVÍLOVÁ	TCH	32	München (Olympiastadion)	26 Jul 1983
Championships Record CR	1:54.68 Jarmila KRATOCHVÍLOVÁ	TCH	32	Helsinki (Olympic Stadium)	9 Aug 1983
World Leading WL	1:54.98 Caster SEMENYA	RSA	28	Doha (QAT)	3 May 2019
Area Record AR	National Record NR	Personal Best PB	Season Best SB		

Heat 1

6

27 September 2019 17:10 START TIME

25° C TEMPERATURE 67% HUMIDITY

PLACE	NAME	COUNTRY	DATE OF BIRTH	LANE	RESULT
1	Ajee WILSON	USA	8 May 94	8	2:02.10 Q
2	Halimah NAKAAYI	UGA	14 Oct 94	5	2:02.33 Q
3	Hedda HYNNE	NOR	13 Mar 90	3	2:02.49 Q
4	Christina HERING	GER	9 Oct 94	9	2:03.15 (.142)
5	Sara KUIVISTO	FIN	18 Aug 91	4	2:03.15 (.143)
6	Renée EYKENS	BEL	8 Jun 96	6	2:03.65
7	Gabriela GAJANOVÁ	SVK	12 Oct 99	7	2:04.45

INTERMEDIATE TIMES

200 m	28.47 Ajee WILSON	300 m	44.80 Ajee WILSON
400 m	1:01.28 Ajee WILSON	500 m	1:17.23 Ajee WILSON
600 m	1:32.17 Ajee WILSON	700 m	1:47.44 Ajee WILSON

Heat 2

6

27 September 2019 17:18 START TIME

25° C TEMPERATURE 67% HUMIDITY

PLACE	NAME	COUNTRY	DATE OF BIRTH	LANE	RESULT
1	Raevyn ROGERS	USA	7 Sep 96	5	2:02.01 Q
2	Shelayna OSKAN-CLARKE	GBR	20 Jan 90	4	2:02.09 Q
3	Morgan MITCHELL	AUS	3 Oct 94	6	2:02.13 Q
4	Eunice Jepkoech SUM	KEN	10 Apr 88	8	2:02.17 q
5	Anna SABAT	POL	9 Nov 93	3	2:02.43 q
6	Selina BÜCHEL	SUI	26 Jul 91	9	2:03.38
7	Lokonyen Rose NATHIKE	ART	1 Jan 93	7	2:13.39 PB

INTERMEDIATE TIMES

200 m	27.64 Raevyn ROGERS	300 m	43.34 Raevyn ROGERS
400 m	59.98 Raevyn ROGERS	500 m	1:15.95 Raevyn ROGERS
600 m	1:31.01 Raevyn ROGERS	700 m	1:46.08 Raevyn ROGERS

Heat 3

6

27 September 2019 17:26 START TIME

25° C TEMPERATURE 67% HUMIDITY

PLACE	NAME	COUNTRY	DATE OF BIRTH	LANE	RESULT
1	Winnie NANYONDO	UGA	23 Aug 93	8	2:00.36 Q
2	Katharina TROST	GER	28 Jun 95	4	2:01.45 Q
3	Halima HACHLAF	MAR	6 Sep 88	6	2:01.50 Q
4	Lindsey BUTTERWORTH	CAN	27 Sep 92	7	2:01.64 q
5	Līga VELVERE	LAT	10 Feb 90	5	2:02.93 q
6	Catriona BISSET	AUS	1 Mar 94	3	2:05.33

INTERMEDIATE TIMES

200 m	27.70 Winnie NANYONDO	300 m	42.78 Winnie NANYONDO
400 m	58.34 Winnie NANYONDO	500 m	1:14.14 Winnie NANYONDO
600 m	1:29.61 Winnie NANYONDO	700 m	1:45.03 Winnie NANYONDO

RESULTS
800 Metres Women - Round 1

WIND READING INFORMATION UPDATED

Heat 4

6

27 September 2019

17:34 START TIME

25° C TEMPERATURE 67 % HUMIDITY

PLACE	NAME	COUNTRY	DATE OF BIRTH	LANE	RESULT	
1	Natoya GOULE	JAM	30 Mar 91	6	2:01.01	Q
2	Ce'Aira BROWN	USA	4 Nov 93	7	2:01.14	Q
3	Noélie YARIGO	BEN	26 Dec 85	4	2:01.19	Q
4	Olha LYAKHOVA	UKR	18 Mar 92	5	2:01.47	q
5	Diribe WELTEJI	ETH	13 May 02	9	2:02.71	q
6	Diana MEZULIÁNIKOVÁ	CZE	10 Apr 92	3	2:03.48	
7	Déborah RODRÍGUEZ	URU	2 Dec 92	8	2:03.80	

INTERMEDIATE TIMES

200 m	28.33 Natoya GOULE	300 m	44.32 Natoya GOULE
400 m	59.99 Natoya GOULE	500 m	1:15.65 Natoya GOULE
600 m	1:30.80 Natoya GOULE	700 m	1:45.68 Natoya GOULE

Heat 5

6

27 September 2019

17:42 START TIME

25° C TEMPERATURE 67 % HUMIDITY

PLACE	NAME	COUNTRY	DATE OF BIRTH	LANE	RESULT	
1	Nataliya PRISHCHEPA	UKR	11 Sep 94	4	2:03.22	Q
2	Chunyu WANG	CHN	17 Jan 95	9	2:03.25	Q
3	Alexandra BELL	GBR	4 Nov 92	3	2:03.34	Q
4	Lore HOFFMANN	SUI	25 Jul 96	8	2:03.40	[.392]
5	Malika AKKAOUI	MAR	25 Dec 87	5	2:03.40	[.393]
6	Lovisa LINDH	SWE	9 Jul 91	6	2:03.72	
7	Hanna GREEN	USA	16 Oct 94	7	2:04.37	

INTERMEDIATE TIMES

200 m	29.00 Chunyu WANG	300 m	44.49 Chunyu WANG
400 m	1:00.50 Chunyu WANG	500 m	1:16.73 Chunyu WANG
600 m	1:32.37 Hanna GREEN	700 m	1:47.91 Chunyu WANG

Heat 6

6

27 September 2019

17:50 START TIME

25° C TEMPERATURE 67 % HUMIDITY

PLACE	NAME	COUNTRY	DATE OF BIRTH	LANE	RESULT	
1	Renelle LAMOTE	FRA	26 Dec 93	8	2:03.36	Q
2	Rose Mary ALMANZA	CUB	13 Jul 92	3	2:03.42	Q
3	Rababe ARAFI	MAR	12 Jan 91	5	2:03.44	Q
4	Lynsey SHARP	GBR	11 Jul 90	7	2:03.57	
5	Carley THOMAS	AUS	26 Dec 00	9	2:04.65	
6	Eleonora VANDI	ITA	15 Mar 96	4	2:04.98	
	Tsepang SELLO	LES	23 Feb 97	6	DQ	163.5

NOTE IAAF Rule 163.5 - Leaving the lane before the breakline

INTERMEDIATE TIMES

200 m	29.43 Renelle LAMOTE	300 m	46.63 Rose Mary ALMANZA
400 m	1:03.46 Renelle LAMOTE	500 m	1:19.16 Renelle LAMOTE
600 m	1:34.16 Renelle LAMOTE	700 m	1:49.04 Renelle LAMOTE

ALL-TIME TOP LIST

RESULT	NAME	VENUE	DATE
1:53.28	Jarmila KRATOCHVÍLOVÁ (TCH)	nchen (Olympiastadion)	26 Jul 83
1:53.43	Nadezhda OLIZARENKO (URS)	Moskva (Lenin Stadium)	27 Jul 80
1:54.01	Pamela JELIMO (KEN)	Zürich (Letzigrund)	29 Aug 08
1:54.25	Caster SEMENYA (RSA)	Paris (FRA)	30 Jun 18
1:54.44	Ana Fidelia QUIROT (CUB)	Barcelona (Estadio Olímpico)	9 Sep 89
1:54.81	Olqa MINEYEVA (URS)	Moskva (Lenin Stadium)	27 Jul 80
1:54.94	Tatyana KAZANKINA (URS)	Montréal (Olympic Stadium)	26 Jul 76
1:55.05	Doina MELINTE (ROU)	Bucuresti	1 Aug 82
1:55.19	Maria de Lurdes MUTOLA (MOZ)	Zürich	17 Aug 94
1:55.19	Jolanda CEPLAK (SLO)	Heusden-Zolder	20 Jul 02

SEASON TOP LIST

RESULT	NAME	VENUE	2019
1:54.98	Caster SEMENYA (RSA)	Doha (QAT)	3 May
1:57.72	Ajee WILSON (USA)	Des Moines, IA (USA)	28 Jul
1:57.75	Francine NIYONSABA (BDI)	Doha (QAT)	3 May
1:57.90	Natoya GOULE (JAM)	Monaco (MON)	12 Jul
1:58.19	Hanna GREEN (USA)	Des Moines, IA (USA)	28 Jul
1:58.42	Laura MUIR (GBR)	Monaco (MON)	12 Jul
1:58.61	Lynsey SHARP (GBR)	London (GBR)	21 Jul
1:58.65	Raevyn ROGERS (USA)	Palo Alto, CA (USA)	30 Jun
1:58.78	Catriona BISSET (AUS)	London (GBR)	21 Jul
1:58.79	Jackline WAMBUI (KEN)	Nyayo National Stadium, Nairobi (KEN)	13 Sep

RESULTS

Marathon Women - Final



RECORDS	RESULT NAME	COUNTRY	AGE	VENUE	DATE
World Record Women Only WRwo	2:17:01 Mary Jepkosgei KEITANY	KEN	35	London	23 Apr 2017
Championships Record CR	2:20:57 Paula RADCLIFFE	GBR	32	Helsinki (Olympic Stadium)	14 Aug 2005
World Leading WL	2:17:08 Ruth CHEPNGETICH	KEN	25	Dubai (UAE)	25 Jan 2019
Area Record AR	National Record NR	Personal Best PB	Season Best SB		

27 September 2019 23:59 START TIME 32° C 74 %
 TEMPERATURE HUMIDITY
 03:34 END TIME 32° C 74 %

PLACE	NAME	COUNTRY	DATE of BIRTH	RESULT
1	Ruth CHEPNGETICH	KEN	8 Aug 94	2:32:43
2	Rose CHELIMO	BRN	12 Jul 89	2:33:46 + 1:03
3	Helalia JOHANNES	NAM	13 Aug 80	2:34:15 + 1:32
4	Edna Ngeringwony KIPLAGAT	KEN	15 Nov 79	2:35:36 SB + 2:53
5	Volha MAZURONAK	BLR	14 Apr 89	2:36:21 + 3:38
6	Roberta GRONER	USA	4 Jan 78	2:38:44 + 6:01
7	Mizuki TANIMOTO	JPN	18 Dec 94	2:39:09 + 6:26
8	Ji Hyang KIM	PRK	26 Sep 95	2:41:24 + 8:41
9	Lyndsay TESSIER	CAN	21 Jan 78	2:42:03 SB + 9:20
10	Y Un Ok JO	PRK	29 Aug 92	2:42:23 + 9:40
11	Madoka NAKANO	JPN	14 Aug 91	2:42:39 + 9:56
12	Y Desi Jisa MOKONIN	BRN	12 Jul 97	2:43:19 + 10:36
13	Carrie DIMOFF	USA	31 May 83	2:44:35 SB + 11:52
14	Kwang-Ok RI	PRK	27 Jul 96	2:46:16 + 13:33
15	Visiline JEPKESHO	KEN	30 Dec 89	2:46:38 + 13:55
16	Marta GALIMANY	ESP	5 Oct 85	2:47:45 + 15:02
17	Nastassia IVANOVA	BLR	4 Nov 82	2:48:41 + 15:58
18	Charlotta FOUGBERG	SWE	19 Jun 85	2:49:17 + 16:34
19	Anne-Mari HYRYLÄINEN	FIN	15 Aug 78	2:51:26 + 18:43
20	Marcela JOGLOVÁ	CZE	27 Jul 87	2:52:22 + 19:39
21	Rutendo Joan NYAHORA	ZIM	11 Nov 88	2:52:33 + 19:50
22	Sardana TROFIMOVA	ANA	28 Mar 88	2:52:46 + 20:03
23	Nazret WELDU	ERI	1 Jan 90	2:53:45 + 21:02
24	Yugui MA	CHN	4 Mar 95	2:55:24 + 22:41
25	Khishigsaikhan GALBADRAKH	MGL	28 Aug 90	2:56:15 + 23:32
26	Alisa VAINIO	FIN	16 Nov 97	2:56:30 SB + 23:47
27	Melanie MYRAND	CAN	7 Oct 85	2:57:40 + 24:57
28	Salomé ROCHA	POR	25 Apr 90	2:58:19 + 25:36
29	Gloria PRIVILETZIO	GRE	18 Jul 88	2:58:43 + 26:00
30	Valdilene DOS SANTOS SILVA	BRA	18 Dec 91	2:59:00 + 26:17
31	Manuela SOCCOL	BEL	16 Jun 88	2:59:11 + 26:28
32	Sviatlana KUDZELICH	BLR	7 May 87	3:00:38 + 27:55
33	Cuomu CIREN	CHN	27 Aug 97	3:01:56 + 29:13
34	Munkhzaya BAYARTSOGT	MGL	10 Oct 93	3:02:57 + 30:14
35	Rochelle RODGERS	AUS	15 Apr 87	3:05:12 + 32:29
36	Andreia HESSEL	BRA	10 Aug 84	3:06:13 + 33:30
37	Johanna BÄCKLUND	SWE	9 Jun 85	3:08:30 + 35:47
38	Kelsey BRUCE	USA	27 Oct 92	3:09:37 + 36:54
39	Mayada AL SAYAD	PLE	26 Oct 92	3:10:30 + 37:47
40	Gabriela TRAÑA	CRC	3 Mar 80	3:19:13 + 46:30
	Elvan ABEYLEGESSE	TUR	11 Sep 82	DNF
	Ruti AGA	ETH	16 Jan 94	DNF
	Bojana BJELJAC	CRO	10 Apr 89	DNF
	Monika BYTAUTIENĖ	LTU	17 Mar 89	DNF
	Fadime ÇELIK	TUR	25 Oct 86	DNF

RESULTS
Marathon Women

Rosa CHACHA	ECU	8 Dec 82	DNF
Linnet Toroitich CHEBET	UGA	4 Nov 92	DNF
Shure DEMISE	ETH	21 Jan 96	DNF
Roza DEREJE	ETH	9 May 97	DNF
Sara DOSSENA	ITA	21 Nov 84	DNF
Giovanna EPIS	ITA	11 Oct 88	DNF
Shitaye ESHETE	BRN	21 May 90	DNF
Sasha GOLLISH	CAN	27 Dec 81	DNF
Dagmara HANDZLIK	CYP	20 Feb 86	DNF
Ayano IKEMITSU	JPN	18 Apr 91	DNF
Sitora KHAMIDOVA	UZB	12 May 89	DNF
Mariya KOROBITSKAYA	KGZ	10 May 90	DNF
Dan LI	CHN	1 May 95	DNF
Failuna MATANGA	TAN	28 Oct 92	DNF
Clementine MUKANDANGA	RWA	8 Dec 85	DNF
Elvanie NIMBONA	BDI	15 Mar 98	DNF
Cecilia NORRBOM	SWE	28 Jan 88	DNF
Matea PARLOV KOŠTRO	CRO	2 Jun 92	DNF
Charlotte PURDUE	GBR	10 Jun 91	DNF
Lonah Chemtai SALPETER	ISR	12 Dec 88	DNF
Oleksandra SHAFAR	UKR	5 Jan 88	DNF
Hanna VANDENBUSSCHE	BEL	3 Jul 87	DNF
Hiruni Kesara WIJAYARATNE	SRI	5 Dec 90	DNF
Tish JONES	GBR	7 Sep 85	DNS
Nikolina ŠUSTIĆ	CRO	24 Jul 87	DNS

RESULTS
Marathon Women

NOTE **Y** Yellow Card - BIB 1585 - 240.8(h) Taking refreshment out of official station \ Taking refreshment of another athlete
Y Yellow Card - BIB 375 - 144.2 Giving Assistance

INTERMEDIATE TIMES

1 km	3:39	Sardana TROFIMOVA	2 km	7:16	Sardana TROFIMOVA
3 km	10:58	Sardana TROFIMOVA	4 km	14:39	Visiline JEPKESHO
5 km	18:21	Lonah Chemtai SALPETER	6 km	21:58	Visiline JEPKESHO
7 km	25:33	Ruth CHEPNGETICH	8 km	29:05	Ruth CHEPNGETICH
9 km	32:59	Visiline JEPKESHO	10 km	36:44	Visiline JEPKESHO
11 km	39:57	Ruth CHEPNGETICH	12 km	43:20	Ruth CHEPNGETICH
13 km	46:49	Ruth CHEPNGETICH	14 km	50:23	Ruth CHEPNGETICH
15 km	54:01	Ruth CHEPNGETICH	16 km	57:38	Ruth CHEPNGETICH
17 km	1:01:18	Ruth CHEPNGETICH	18 km	1:05:04	Ruth CHEPNGETICH
19 km	1:08:48	Visiline JEPKESHO	20 km		Linet Toroitich CHEBET
20 km		Hanna VANDENBUSSCHE	20 km		Failuna MATANGA
20 km		Dagmara HANDZLIK	20 km		Roza DEREJE
20 km		Nikolina ŠUSTIĆ	20 km		Sitora KHAMIDOVA
20 km		Monika BYTAUTIENĖ	20 km		Shure DEMISE
20 km		Tish JONES	20 km		Oleksandra SHAFAR
20 km		Ruti AGA	20 km		Clementine MUKANDANGA
20 km		Mariya KOROBITSKAYA	20 km		Elvan ABEYLEGESSE
20 km		Charlotte PURDUE	20 km		Sara DOSSENA
20 km		Bojana BJELJAC	21 km		Bojana BJELJAC
21 km		Sara DOSSENA	21 km		Charlotte PURDUE
21 km		Elvan ABEYLEGESSE	21 km		Mariya KOROBITSKAYA
21 km		Clementine MUKANDANGA	21 km		Ruti AGA
21 km		Oleksandra SHAFAR	21 km		Tish JONES
21 km		Shure DEMISE	21 km		Monika BYTAUTIENĖ
21 km		Sitora KHAMIDOVA	21 km		Nikolina ŠUSTIĆ
21 km		Dan LI	21 km		Roza DEREJE
21 km		Dagmara HANDZLIK	21 km		Failuna MATANGA
21 km		Hanna VANDENBUSSCHE	21 km		Linet Toroitich CHEBET
Half		Linet Toroitich CHEBET	Half		Hanna VANDENBUSSCHE
Half		Dagmara HANDZLIK	Half		Roza DEREJE
Half		Dan LI	Half		Nikolina ŠUSTIĆ
Half		Sitora KHAMIDOVA	Half		Monika BYTAUTIENĖ
Half		Shure DEMISE	Half		Tish JONES
Half		Oleksandra SHAFAR	Half		Ruti AGA
Half		Clementine MUKANDANGA	Half		Mariya KOROBITSKAYA
Half		Elvan ABEYLEGESSE	Half		Charlotte PURDUE
Half		Sara DOSSENA	Half		Bojana BJELJAC
22 km		Bojana BJELJAC	22 km		Sara DOSSENA
22 km		Charlotte PURDUE	22 km		Elvan ABEYLEGESSE
22 km		Mariya KOROBITSKAYA	22 km		Clementine MUKANDANGA
22 km		Ruti AGA	22 km		Oleksandra SHAFAR
22 km		Tish JONES	22 km		Shure DEMISE
22 km		Monika BYTAUTIENĖ	22 km		Sitora KHAMIDOVA
22 km		Nikolina ŠUSTIĆ	22 km		Dan LI
22 km		Rosa CHACHA	22 km		Roza DEREJE
22 km		Hiruni Kesara WIJAYARATNE	22 km		Sasha GOLLISH
22 km		Dagmara HANDZLIK	22 km		Hanna VANDENBUSSCHE
22 km		Failuna MATANGA	22 km		Linet Toroitich CHEBET
22 km		Shitaye ESHETE	23 km		Shitaye ESHETE
23 km		Linet Toroitich CHEBET	23 km		Failuna MATANGA
23 km		Hanna VANDENBUSSCHE	23 km		Dagmara HANDZLIK
23 km		Sasha GOLLISH	23 km		Hiruni Kesara WIJAYARATNE
23 km		Roza DEREJE	23 km		Rosa CHACHA
23 km		Dan LI	23 km		Nikolina ŠUSTIĆ
23 km		Sitora KHAMIDOVA	23 km		Monika BYTAUTIENĖ
23 km		Shure DEMISE	23 km		Tish JONES
23 km		Oleksandra SHAFAR	23 km		Ruti AGA
23 km		Clementine MUKANDANGA	23 km		Mariya KOROBITSKAYA

RESULTS
Marathon Women

23 km	Elvan ABEYLEGESSE	23 km	Charlotte PURDUE
23 km	Sara DOSSENA	23 km	Bojana BJELJAC
24 km	Bojana BJELJAC	24 km	Sara DOSSENA
24 km	Charlotte PURDUE	24 km	Elvan ABEYLEGESSE
24 km	Mariya KOROBITSKAYA	24 km	Clementine MUKANDANGA
24 km	Ruti AGA	24 km	Oleksandra SHAFAR
24 km	Tish JONES	24 km	Shure DEMISE
24 km	Monika BYTAUINIENĖ	24 km	Sitora KHAMIDOVA
24 km	Nikolina ŠUSTIĆ	24 km	Dan LI
24 km	Rosa CHACHA	24 km	Roza DEREJE
24 km	Hiruni Kesara WIJAYARATNE	24 km	Sasha GOLLISH
24 km	Dagmara HANDZLIK	24 km	Hanna VANDENBUSSCHE
24 km	Failuna MATANGA	24 km	Linet Toroitich CHEBET
24 km	Shitaye ESHETE	25 km	Shitaye ESHETE
25 km	Linet Toroitich CHEBET	25 km	Hanna VANDENBUSSCHE
25 km	Failuna MATANGA	25 km	Dagmara HANDZLIK
25 km	Sasha GOLLISH	25 km	Hiruni Kesara WIJAYARATNE
25 km	Roza DEREJE	25 km	Rosa CHACHA
25 km	Dan LI	25 km	Nikolina ŠUSTIĆ
25 km	Sitora KHAMIDOVA	25 km	Monika BYTAUINIENĖ
25 km	Shure DEMISE	25 km	Tish JONES
25 km	Oleksandra SHAFAR	25 km	Ruti AGA
25 km	Clementine MUKANDANGA	25 km	Mariya KOROBITSKAYA
25 km	Elvan ABEYLEGESSE	25 km	Charlotte PURDUE
25 km	Sara DOSSENA	25 km	Bojana BJELJAC
26 km	1:34:42 Ruth CHEPNGETICH	27 km	1:38:17 Ruth CHEPNGETICH
28 km	Dagmara HANDZLIK	28 km	Failuna MATANGA
28 km	Hanna VANDENBUSSCHE	28 km	Linet Toroitich CHEBET
28 km	Shitaye ESHETE	28 km	Bojana BJELJAC
28 km	Sara DOSSENA	28 km	Charlotte PURDUE
28 km	Elvan ABEYLEGESSE	28 km	Mariya KOROBITSKAYA
28 km	Clementine MUKANDANGA	28 km	Ruti AGA
28 km	Oleksandra SHAFAR	28 km	Tish JONES
28 km	Shure DEMISE	28 km	Monika BYTAUINIENĖ
28 km	Sitora KHAMIDOVA	28 km	Nikolina ŠUSTIĆ
28 km	Dan LI	28 km	Roza DEREJE
28 km	Hiruni Kesara WIJAYARATNE	28 km	Sasha GOLLISH
29 km	1:45:33 Ruth CHEPNGETICH	30 km	1:49:13 Rose CHELIMO
31 km	1:52:49 Rose CHELIMO	32 km	1:56:25 Ruth CHEPNGETICH
33 km	2:00:04 Ruth CHEPNGETICH	34 km	2:03:46 Ruth CHEPNGETICH
35 km	2:07:23 Ruth CHEPNGETICH	36 km	2:10:42 Ruth CHEPNGETICH
37 km	2:14:12 Ruth CHEPNGETICH	38 km	2:17:43 Ruth CHEPNGETICH
39 km	2:21:16 Ruth CHEPNGETICH	40 km	2:24:52 Ruth CHEPNGETICH
41 km	2:28:28 Ruth CHEPNGETICH	42 km	2:32:07 Ruth CHEPNGETICH

ALL-TIME TOP LIST				SEASON TOP LIST			
RESULT	NAME	VENUE	DATE	RESULT	NAME	VENUE	2019
2:15:25	Paula RADCLIFFE (GBR)	London	13 Apr 03	2:17:08	Ruth CHEPNGETICH (KEN)	Dubai (UAE)	25 Jan
2:17:01	Mary Jepkosgei KEITANY (KEN)	London	23 Apr 17	2:17:41	Worknesh DEGEFA (ETH)	Dubai (UAE)	25 Jan
2:17:08	Ruth CHEPNGETICH (KEN)	Dubai (UAE)	25 Jan 19	2:18:20	Briqid Chepchirchir KOSGEI (KEN)	London (GBR)	28 Apr
2:17:41	Worknesh DEGEFA (ETH)	Dubai (UAE)	25 Jan 19	2:19:46	Lonah Chemtai SALPETER (ISR)	Praha (CZE)	5 May
2:17:56	Tirunesh DIBABA (ETH)	London	23 Apr 17	2:20:14	Vivian Jepkemoi CHERUIYOT (KEN)	London (GBR)	28 Apr
2:18:11	Gladys Cheron KIPRONO (KEN)	Berlin (GER)	16 Sep 18	2:20:40	Ruti AGA (ETH)	Tokyo (JPN)	3 Mar
2:18:20	Briqid Chepchirchir KOSGEI (KEN)	London (GBR)	28 Apr 19	2:20:51	Roza DEREJE (ETH)	London (GBR)	28 Apr
2:18:31	Vivian Jepkemoi CHERUIYOT (KEN)	London (GBR)	22 Apr 18	2:20:52	Gladys Cheron KIPRONO (KEN)	London (GBR)	28 Apr
2:18:34	Ruti AGA (ETH)	Berlin (GER)	16 Sep 18	2:20:58	Mary Jepkosgei KEITANY (KEN)	London (GBR)	28 Apr
2:18:47	Catherine NDEREBA (KEN)	Chicago, IL	7 Oct 01	2:21:01	Helen BEKELE (ETH)	Tokyo (JPN)	3 Mar

RACE ANALYSIS

Marathon Women - Final



27 September 2019 23:59 START TIME 32° C 74 %
TEMPERATURE HUMIDITY
03:34 END TIME 32° C 74 %

1	1 km	2	2 km	3	3 km	4	4 km	5	5 km	6	6 km	7	7 km	8	8 km	9	9 km	10	10 km
11	11 km	12	12 km	13	13 km	14	14 km	15	15 km	16	16 km	17	17 km	18	18 km	19	19 km	20	20 km
21	21 km	22	Half Mar.	23	22 km	24	23 km	25	24 km	26	25 km	27	26 km	28	27 km	29	28 km	30	29 km
31	30 km	32	31 km	34	33 km	35	34 km	36	35 km	37	36 km	38	37 km	39	38 km	40	39 km	41	40 km
42	41 km	43	42 km	33	32 km														

1 Ruth CHEPNGETICH KEN 8 Aug 94 **2:32:43**

1	3:43	2	3:38	3	3:40	4	3:38	5	3:42	6	3:37	7	3:35	8	3:32	9	3:55	10	3:44
	3:43 (3)		7:21 (4)		11:01 (2)		14:39 (4)		18:21 (2)		21:58 (3)		25:33 (1)		29:05 (1)		33:00 (2)		36:44 (2)
11	3:13	12	3:23	13	3:29	14	3:34	15	3:38	16	3:37	17	3:40	18	3:46	19	3:44	20	3:46
	39:57 (1)		43:20 (1)		46:49 (1)		50:23 (1)		54:01 (1)		57:38 (1)		1:01:18 (1)		1:05:04 (1)		1:08:48 (2)		1:12:34 (20)
21	3:44	22	3:22	23	3:24	24	3:41	25	3:43	26	3:33	27	3:41	28	3:35	29	3:34	30	3:42
	1:16:18 (22)		1:16:40 (23)		1:20:04 (26)		1:23:45 (25)		1:27:28 (25)		1:31:01 (25)		1:34:42 (1)		1:38:17 (1)		1:41:51 (24)		1:45:33 (1)
31	3:40	32	3:37	33	3:35	34	3:39	35	3:42	36	3:37	37	3:19	38	3:30	39	3:31	40	3:33
	1:49:13 (3)		1:52:50 (2)		1:56:25 (1)		2:00:04 (1)		2:03:46 (1)		2:07:23 (1)		2:10:42 (1)		2:14:12 (1)		2:17:43 (1)		2:21:16 (1)
41	3:36	42	3:36	43	3:39														
	2:24:52 (1)		2:28:28 (1)		2:32:07 (1)														

2 Rose CHELIMO BRN 12 Jul 89 **2:33:46**

1	3:44	2	3:38	3	3:41	4	3:36	5	3:42	6	3:37	7	3:36	8	3:32	9	3:54	10	3:44
	3:44 (10)		7:22 (14)		11:03 (6)		14:39 (3)		18:21 (5)		21:58 (5)		25:34 (3)		29:06 (3)		33:00 (5)		36:44 (4)
11	3:14	12	3:33	13	3:30	14	3:31	15	3:31	16	3:36	17	3:40	18	3:45	19	3:44	20	3:46
	39:58 (3)		43:31 (4)		47:01 (3)		50:32 (5)		54:03 (5)		57:39 (4)		1:01:19 (3)		1:05:04 (5)		1:08:48 (3)		1:12:34 (21)
21	3:44	22	3:22	23	3:24	24	3:41	25	3:43	26	3:33	27	3:41	28	3:36	29	3:33	30	3:42
	1:16:18 (20)		1:16:40 (21)		1:20:04 (24)		1:23:45 (26)		1:27:28 (26)		1:31:01 (24)		1:34:42 (2)		1:38:18 (4)		1:41:51 (25)		1:45:33 (2)
31	3:40	32	3:36	33	3:36	34	3:39	35	3:42	36	3:38	37	3:25	38	3:35	39	3:36	40	3:39
	1:49:13 (1)		1:52:49 (1)		1:56:25 (2)		2:00:04 (3)		2:03:46 (4)		2:07:24 (2)		2:10:49 (2)		2:14:24 (2)		2:18:00 (2)		2:21:39 (2)
41	3:43	42	3:49	43	3:52														
	2:25:22 (2)		2:29:11 (2)		2:33:03 (2)														

3 Helalia JOHANNES NAM 13 Aug 80 **2:34:15**

1	3:45	2	3:38	3	3:50	4	3:29	5	3:41	6	3:35	7	3:38	8	3:30	9	3:54	10	3:47
	3:45 (27)		7:23 (31)		11:13 (34)		14:42 (17)		18:23 (16)		21:58 (10)		25:36 (9)		29:06 (6)		33:00 (8)		36:47 (7)
11	3:26	12	3:28	13	3:22	14	3:29	15	3:29	16	3:37	17	3:41	18	3:45	19	3:44	20	3:46
	40:13 (5)		43:41 (6)		47:03 (5)		50:32 (4)		54:01 (4)		57:38 (3)		1:01:19 (4)		1:05:04 (4)		1:08:48 (4)		1:12:34 (23)
21	3:45	22	3:21	23	3:24	24	3:42	25	3:42	26	3:33	27	3:41	28	3:36	29	3:33	30	3:42
	1:16:19 (23)		1:16:40 (22)		1:20:04 (27)		1:23:46 (28)		1:27:28 (27)		1:31:01 (26)		1:34:42 (3)		1:38:18 (3)		1:41:51 (26)		1:45:33 (4)
31	3:40	32	3:37	33	3:36	34	3:39	35	3:41	36	3:38	37	3:42	38	3:47	39	3:51	40	3:51
	1:49:13 (4)		1:52:50 (4)		1:56:26 (3)		2:00:05 (4)		2:03:46 (3)		2:07:24 (3)		2:11:06 (3)		2:14:53 (3)		2:18:44 (3)		2:22:35 (3)
41	3:42	42	3:41	43	3:36														
	2:26:17 (3)		2:29:58 (3)		2:33:34 (3)														

4 Edna Ngeringwony KIPLAGAT KEN 15 Nov 79 **2:35:36**

1	3:45	2	3:40	3	3:49	4	3:36	5	3:35	6	3:37	7	3:37	8	3:33	9	3:48	10	3:48
	3:45 (17)		7:25 (34)		11:14 (44)		14:50 (26)		18:25 (21)		22:02 (18)		25:39 (13)		29:12 (10)		33:00 (11)		36:48 (8)
11	3:25	12	3:28	13	3:23	14	3:27	15	3:30	16	3:38	17	3:40	18	3:45	19	3:44	20	3:46
	40:13 (6)		43:41 (5)		47:04 (6)		50:31 (3)		54:01 (2)		57:39 (5)		1:01:19 (5)		1:05:04 (2)		1:08:48 (5)		1:12:34 (22)
21	3:45	22	3:21	23	3:25	24	3:41	25	3:42	26	3:33	27	3:41	28	3:35	29	3:34	30	3:42
	1:16:19 (24)		1:16:40 (21)		1:20:05 (28)		1:23:46 (27)		1:27:28 (24)		1:31:01 (27)		1:34:42 (4)		1:38:17 (2)		1:41:51 (27)		1:45:33 (3)
31	3:40	32	3:37	33	3:36	34	3:38	35	3:42	36	3:38	37	3:43	38	3:46	39	3:51	40	3:56
	1:49:13 (2)		1:52:50 (3)		1:56:26 (4)		2:00:04 (2)		2:03:46 (2)		2:07:24 (4)		2:11:07 (4)		2:14:53 (4)		2:18:44 (4)		2:22:40 (4)
41	3:59	42	4:02	43	4:05														
	2:26:39 (4)		2:30:41 (4)		2:34:46 (4)														

5 Volha MAZURONAK BLR 14 Apr 89 **2:36:21**

1	3:46	2	3:40	3	3:44	4	3:40	5	3:43	6	3:40	7	3:40	8	3:40	9	3:38	10	3:39
	3:46 (47)		7:26 (42)		11:10 (27)		14:50 (30)		18:33 (26)		22:13 (27)		25:53 (26)		29:33 (22)		33:11 (15)		36:50 (13)
11	3:39	12	3:42	13	3:41	14	3:43	15	3:44	16	3:45	17	3:41	18	3:42	19	3:42	20	3:41
	40:29 (10)		44:11 (11)		47:52 (10)		51:35 (8)		55:19 (9)		59:04 (9)		1:02:45 (8)		1:06:27 (8)		1:10:09 (8)		1:13:50 (26)
21	3:46	22	3:22	23	3:24	24	3:45	25	3:45	26	3:45	27	3:46	28	3:44	29	3:45	30	3:45
	1:17:36 (26)		1:17:58 (26)		1:21:22 (30)		1:25:07 (30)		1:28:52 (30)		1:32:37 (30)		1:36:23 (7)		1:40:07 (7)		1:43:52 (30)		1:47:37 (6)
31	3:43	32	3:44	33	3:45	34	3:43	35	3:42	36	3:43	37	3:42	38	3:42	39	3:40	40	3:42
	1:51:20 (6)		1:55:04 (6)		1:58:49 (5)		2:02:32 (5)		2:06:14 (5)		2:09:57 (5)		2:13:39 (5)		2:17:21 (5)		2:21:01 (5)		2:24:43 (5)
41	3:41	42	3:39	43	3:37														
	2:28:24 (5)		2:32:03 (5)		2:35:40 (5)														



RACE ANALYSIS
Marathon Women

6 Roberta GRONER USA 4 Jan 78 **2:38:44**

1	3:46	2	3:37	3	3:48	4	3:36	5	3:38	6	3:40	7	3:42	8	3:43	9	3:44	10	3:44
	3:46 (39)		7:23 (27)		11:11 (32)		14:47 (21)		18:25 (22)		22:05 (21)		25:47 (20)		29:30 (19)		33:14 (19)		36:58 (17)
11	3:47	12	3:47	13	3:45	14	3:48	15	3:50	16	3:47	17	3:46	18	3:49	19	3:51	20	3:45
	40:45 (17)		44:32 (15)		48:17 (15)		52:05 (15)		55:55 (14)		59:42 (12)		1:03:28 (12)		1:07:17 (12)		1:11:08 (13)		1:14:53 (29)
21	3:46	22	21	23	3:30	24	3:49	25	3:47	26	3:46	27	3:41	28	3:45	29	3:45	30	3:46
	1:18:39 (30)		1:19:00 (30)		1:22:30 (34)		1:26:19 (33)		1:30:06 (32)		1:33:52 (32)		1:37:33 (9)		1:41:18 (9)		1:45:03 (32)		1:48:49 (8)
31	3:44	32	3:46	33	3:52	34	3:50	35	3:50	36	3:50	37	3:47	38	3:45	39	3:48	40	3:50
	1:52:33 (8)		1:56:19 (7)		2:00:11 (6)		2:04:01 (6)		2:07:51 (6)		2:11:41 (6)		2:15:28 (6)		2:19:13 (6)		2:23:01 (6)		2:26:51 (6)
41	3:52	42	3:48	43	3:35														
	2:30:43 (6)		2:34:31 (6)		2:38:06 (6)														

7 Mizuki TANIMOTO JPN 18 Dec 94 **2:39:09**

1	3:45	2	3:41	3	3:47	4	3:47	5	3:52	6	3:51	7	3:48	8	3:49	9	3:46	10	3:49
	3:45 (35)		7:26 (38)		11:13 (36)		15:00 (47)		18:52 (47)		22:43 (48)		26:31 (47)		30:20 (43)		34:06 (37)		37:55 (33)
11	3:48	12	3:50	13	3:49	14	3:51	15	3:52	16	3:50	17	3:49	18	3:44	19	3:46	20	3:47
	41:43 (32)		45:33 (29)		49:22 (25)		53:13 (23)		57:05 (22)		1:00:55 (21)		1:04:44 (20)		1:08:28 (17)		1:12:14 (15)		1:16:01 (32)
21	3:48	22	22	23	3:24	24	3:44	25	3:44	26	3:41	27	3:41	28	3:40	29	3:40	30	3:39
	1:19:49 (33)		1:20:11 (33)		1:23:35 (37)		1:27:19 (37)		1:31:03 (37)		1:34:44 (36)		1:38:25 (13)		1:42:05 (12)		1:45:45 (35)		1:49:24 (11)
31	3:40	32	3:41	33	3:48	34	3:51	35	3:51	36	3:52	37	3:46	38	3:45	39	3:46	40	3:45
	1:53:04 (10)		1:56:45 (8)		2:00:33 (7)		2:04:24 (7)		2:08:15 (7)		2:12:07 (7)		2:15:53 (7)		2:19:38 (7)		2:23:24 (7)		2:27:09 (7)
41	3:46	42	3:48	43	3:45														
	2:30:55 (7)		2:34:43 (7)		2:38:28 (7)														

8 Ji Hyang KIM PRK 26 Sep 95 **2:41:24**

1	3:44	2	3:38	3	3:45	4	3:33	5	3:43	6	3:35	7	3:39	8	3:34	9	3:49	10	3:49
	3:44 (13)		7:22 (19)		11:07 (20)		14:40 (16)		18:23 (13)		21:58 (8)		25:37 (10)		29:11 (7)		33:00 (6)		36:49 (10)
11	3:52	12	3:51	13	3:54	14	4:12	15	4:01	16	3:53	17	3:56	18	3:52	19	3:55	20	3:46
	40:41 (15)		44:32 (17)		48:26 (17)		52:38 (18)		56:39 (18)		1:00:32 (16)		1:04:28 (17)		1:08:20 (16)		1:12:15 (16)		1:16:01 (33)
21	3:49	22	22	23	3:23	24	3:44	25	3:44	26	3:41	27	3:41	28	3:40	29	3:41	30	3:46
	1:19:50 (34)		1:20:12 (34)		1:23:35 (38)		1:27:19 (38)		1:31:03 (38)		1:34:44 (37)		1:38:25 (14)		1:42:05 (13)		1:45:46 (36)		1:49:32 (13)
31	3:46	32	3:48	33	3:49	34	3:50	35	3:54	36	3:55	37	3:56	38	3:58	39	3:58	40	4:00
	1:53:18 (11)		1:57:06 (11)		2:00:55 (8)		2:04:45 (8)		2:08:39 (8)		2:12:34 (8)		2:16:30 (8)		2:20:28 (8)		2:24:26 (8)		2:28:26 (8)
41	4:02	42	4:02	43	4:07														
	2:32:28 (8)		2:36:30 (8)		2:40:37 (8)														

9 Lyndsay TESSIER CAN 21 Jan 78 **2:42:03**

1	3:46	2	3:46	3	3:48	4	3:47	5	3:48	6	3:49	7	3:50	8	3:47	9	3:49	10	3:48
	3:46 (49)		7:32 (53)		11:20 (55)		15:07 (52)		18:55 (52)		22:44 (52)		26:34 (51)		30:21 (46)		34:10 (44)		37:58 (40)
11	3:48	12	3:52	13	3:48	14	3:48	15	3:51	16	3:51	17	3:47	18	3:49	19	3:51	20	3:47
	41:46 (37)		45:38 (36)		49:26 (29)		53:14 (26)		57:05 (24)		1:00:56 (24)		1:04:43 (19)		1:08:32 (19)		1:12:23 (19)		1:16:10 (34)
21	3:47	22	22	23	3:26	24	3:50	25	3:49	26	3:50	27	3:48	28	3:47	29	3:47	30	3:46
	1:19:57 (35)		1:20:19 (35)		1:23:45 (39)		1:27:35 (39)		1:31:24 (39)		1:35:14 (38)		1:39:02 (15)		1:42:49 (15)		1:46:36 (38)		1:50:22 (14)
31	3:52	32	3:52	33	3:53	34	3:50	35	3:49	36	3:54	37	3:53	38	3:58	39	3:56	40	3:59
	1:54:14 (14)		1:58:06 (14)		2:01:59 (13)		2:05:49 (13)		2:09:38 (10)		2:13:32 (10)		2:17:25 (10)		2:21:23 (9)		2:25:19 (9)		2:29:18 (9)
41	4:05	42	4:00	43	3:56														
	2:33:23 (9)		2:37:23 (9)		2:41:19 (9)														

10 Un Ok JO PRK 29 Aug 92 **2:42:23**

1	3:45	2	3:37	3	3:43	4	3:35	5	3:43	6	3:38	7	3:45	8	3:48	9	3:38	10	3:39
	3:45 (36)		7:22 (13)		11:05 (11)		14:40 (12)		18:23 (12)		22:01 (17)		25:46 (18)		29:34 (23)		33:12 (16)		36:51 (15)
11	3:41	12	3:47	13	3:50	14	3:42	15	3:43	16	3:54	17	3:50	18	3:52	19	3:58	20	3:46
	40:32 (14)		44:19 (14)		48:09 (14)		51:51 (12)		55:34 (11)		59:28 (11)		1:03:18 (11)		1:07:10 (11)		1:11:08 (11)		1:14:54 (30)
21	3:45	22	22	23	3:29	24	3:49	25	3:48	26	3:45	27	3:49	28	3:56	29	3:51	30	3:59
	1:18:39 (31)		1:19:01 (31)		1:22:30 (35)		1:26:19 (34)		1:30:07 (34)		1:33:52 (33)		1:37:41 (11)		1:41:37 (11)		1:45:28 (34)		1:49:27 (12)
31	4:01	32	4:00	33	4:04	34	4:11	35	4:03	36	4:14	37	3:59	38	4:02	39	4:03	40	4:00
	1:53:28 (13)		1:57:28 (12)		2:01:32 (11)		2:05:43 (11)		2:09:46 (11)		2:14:00 (12)		2:17:59 (11)		2:22:01 (11)		2:26:04 (11)		2:30:04 (11)
41	3:57	42	3:54	43	3:47														
	2:34:01 (10)		2:37:55 (10)		2:41:42 (10)														



RACE ANALYSIS
Marathon Women

11 Madoka NAKANO

JPN 14 Aug 91 **2:42:39**

1	3:46	2	3:40	3	3:48	4	3:45	5	3:53	6	3:50	7	3:49	8	3:49	9	3:47	10	3:49
	3:46 (40)		7:26 (40)		11:14 (43)		14:59 (45)		18:52 (46)		22:42 (46)		26:31 (46)		30:20 (45)		34:07 (40)		37:56 (36)
11	3:47	12	3:51	13	3:48	14	3:51	15	3:51	16	3:51	17	3:49	18	3:48	19	3:50	20	3:48
	41:43 (34)		45:34 (31)		49:22 (26)		53:13 (22)		57:04 (21)		1:00:55 (20)		1:04:44 (21)		1:08:32 (18)		1:12:22 (18)		1:16:10 (35)
21	3:47	22	22	23	3:26	24	3:51	25	3:48	26	3:55	27	3:58	28	3:55	29	4:00	30	4:00
	1:19:57 (36)		1:20:19 (36)		1:23:45 (40)		1:27:36 (40)		1:31:24 (40)		1:35:19 (39)		1:39:17 (16)		1:43:12 (16)		1:47:12 (39)		1:51:12 (16)
31	3:58	32	4:00	33	4:06	34	4:01	35	4:01	36	3:55	37	3:55	38	3:49	39	3:48	40	3:48
	1:55:10 (16)		1:59:10 (16)		2:03:16 (14)		2:07:17 (14)		2:11:18 (14)		2:15:13 (14)		2:19:08 (13)		2:22:57 (13)		2:26:45 (12)		2:30:33 (12)
41	3:51	42	3:47	43	3:48														
	2:34:24 (12)		2:38:11 (11)		2:41:59 (11)														

12 Desi Jisa MOKONIN

BRN 12 Jul 97 **2:43:19**

1	3:45	2	3:37	3	3:42	4	3:35	5	3:43	6	3:36	7	3:37	8	3:31	9	3:54	10	3:47
	3:45 (34)		7:22 (15)		11:04 (10)		14:39 (7)		18:22 (8)		21:58 (9)		25:35 (6)		29:06 (5)		33:00 (9)		36:47 (6)
11	3:29	12	3:37	13	3:38	14	3:44	15	3:43	16	3:43	17	3:37	18	3:43	19	3:55	20	3:49
	40:16 (7)		43:53 (7)		47:31 (7)		51:15 (6)		54:58 (7)		58:41 (6)		1:02:18 (6)		1:06:01 (7)		1:09:56 (7)		1:13:45 (25)
21	3:52	22	23	23	3:34	24	3:49	25	3:50	26	3:58	27	3:57	28	3:52	29	3:52	30	3:59
	1:17:37 (27)		1:18:00 (27)		1:21:34 (31)		1:25:23 (31)		1:29:13 (31)		1:33:11 (31)		1:37:08 (8)		1:41:00 (8)		1:44:52 (31)		1:48:51 (9)
31	4:01	32	4:03	33	4:07	34	4:07	35	4:00	36	3:59	37	4:10	38	4:13	39	4:05	40	4:19
	1:52:52 (9)		1:56:55 (9)		2:01:02 (9)		2:05:09 (9)		2:09:09 (9)		2:13:08 (9)		2:17:18 (9)		2:21:31 (10)		2:25:36 (10)		2:29:55 (10)
41	4:24	42	4:16	43	4:03														
	2:34:19 (11)		2:38:35 (12)		2:42:38 (12)														

13 Carrie DIMOFF

USA 31 May 83 **2:44:35**

1	3:45	2	3:38	3	3:48	4	3:36	5	3:38	6	3:40	7	3:42	8	3:43	9	3:44	10	3:44
	3:45 (37)		7:23 (26)		11:11 (31)		14:47 (22)		18:25 (23)		22:05 (22)		25:47 (19)		29:30 (20)		33:14 (20)		36:58 (18)
11	3:47	12	3:47	13	3:45	14	3:48	15	3:50	16	3:47	17	3:46	18	3:50	19	3:50	20	3:45
	40:45 (16)		44:32 (16)		48:17 (16)		52:05 (14)		55:55 (15)		59:42 (13)		1:03:28 (13)		1:07:18 (13)		1:11:08 (12)		1:14:53 (28)
21	3:45	22	22	23	3:30	24	3:49	25	3:47	26	3:48	27	3:46	28	3:51	29	3:50	30	3:59
	1:18:38 (29)		1:19:00 (29)		1:22:30 (33)		1:26:19 (32)		1:30:06 (33)		1:33:54 (34)		1:37:40 (10)		1:41:31 (10)		1:45:21 (33)		1:49:20 (10)
31	4:02	32	4:08	33	4:09	34	4:10	35	4:04	36	4:05	37	4:20	38	4:17	39	4:18	40	4:24
	1:53:22 (12)		1:57:30 (13)		2:01:39 (12)		2:05:49 (12)		2:09:53 (12)		2:13:58 (11)		2:18:18 (12)		2:22:35 (12)		2:26:53 (13)		2:31:17 (13)
41	4:19	42	4:18	43	4:00														
	2:35:36 (13)		2:39:54 (13)		2:43:54 (13)														

14 Kwang-Ok RI

PRK 27 Jul 96 **2:46:16**

1	3:44	2	3:38	3	3:43	4	3:35	5	3:43	6	3:36	7	3:38	8	3:36	9	3:47	10	3:49
	3:44 (12)		7:22 (17)		11:05 (12)		14:40 (13)		18:23 (10)		21:59 (13)		25:37 (11)		29:13 (11)		33:00 (7)		36:49 (9)
11	3:40	12	3:42	13	3:42	14	3:44	15	3:43	16	3:47	17	3:52	18	3:55	19	3:57	20	4:03
	40:29 (12)		44:11 (12)		47:53 (12)		51:37 (10)		55:20 (10)		59:07 (10)		1:02:59 (10)		1:06:54 (10)		1:10:51 (10)		1:14:54 (31)
21	3:45	22	22	23	3:29	24	3:50	25	3:52	26	4:04	27	4:09	28	4:00	29	4:09	30	4:07
	1:18:39 (32)		1:19:01 (32)		1:22:30 (36)		1:26:20 (35)		1:30:12 (35)		1:34:16 (35)		1:38:25 (12)		1:42:25 (14)		1:46:34 (37)		1:50:41 (15)
31	4:13	32	4:13	33	4:09	34	4:10	35	4:14	36	4:14	37	4:15	38	4:13	39	4:20	40	4:13
	1:54:54 (15)		1:59:07 (15)		2:03:16 (15)		2:07:26 (15)		2:11:40 (15)		2:15:54 (15)		2:20:09 (15)		2:24:22 (14)		2:28:42 (14)		2:32:55 (14)
41	4:15	42	4:10	43	4:08														
	2:37:10 (14)		2:41:20 (14)		2:45:28 (14)														

15 Visiline JEPKESHO

KEN 30 Dec 89 **2:46:38**

1	3:43	2	3:38	3	3:41	4	3:37	5	3:42	6	3:37	7	3:35	8	3:33	9	3:53	10	3:45
	3:43 (4)		7:21 (3)		11:02 (3)		14:39 (1)		18:21 (3)		21:58 (1)		25:33 (2)		29:06 (4)		32:59 (1)		36:44 (1)
11	3:14	12	3:28	13	3:32	14	3:33	15	3:30	16	3:37	17	3:40	18	3:46	19	3:44	20	3:46
	39:58 (2)		43:26 (2)		46:58 (2)		50:31 (2)		54:01 (3)		57:38 (2)		1:01:18 (2)		1:05:04 (3)		1:08:48 (1)		1:12:34 (19)
21	3:44	22	21	23	3:25	24	3:41	25	3:43	26	3:46	27	4:03	28	4:00	29	4:16	30	4:22
	1:16:18 (21)		1:16:39 (20)		1:20:04 (25)		1:23:45 (24)		1:27:28 (28)		1:31:14 (28)		1:35:17 (6)		1:39:17 (6)		1:43:33 (29)		1:47:55 (7)
31	4:30	32	4:31	33	4:25	34	4:09	35	4:32	36	5:00	37	5:02	38	4:41	39	4:09	40	4:16
	1:52:25 (7)		1:56:56 (10)		2:01:21 (10)		2:05:30 (10)		2:10:02 (13)		2:15:02 (13)		2:20:04 (14)		2:24:45 (15)		2:28:54 (15)		2:33:10 (15)
41	4:16	42	4:20	43	4:10														
	2:37:26 (15)		2:41:46 (15)		2:45:56 (15)														



RACE ANALYSIS
Marathon Women

16 Marta GALIMANY

ESP 5 Oct 85 **2:47:45**

1	3:45	2	3:40	3	3:50	4	3:45	5	3:51	6	3:50	7	3:49	8	3:50	9	3:46	10	3:49
	3:45 (30)		7:25 (35)		11:15 (48)		15:00 (48)		18:51 (44)		22:41 (44)		26:30 (44)		30:20 (44)		34:06 (39)		37:55 (34)
11	3:49	12	3:50	13	3:49	14	3:51	15	3:51	16	3:50	17	3:50	18	3:50	19	3:49	20	3:50
	41:44 (35)		45:34 (32)		49:23 (28)		53:14 (25)		57:05 (25)		1:00:55 (23)		1:04:45 (23)		1:08:35 (20)		1:12:24 (20)		1:16:14 (36)
21	3:53	22	24	23	3:29	24	3:53	25	3:53	26	3:56	27	3:57	28	3:58	29	4:00	30	4:03
	1:20:07 (37)		1:20:31 (37)		1:24:00 (41)		1:27:53 (41)		1:31:46 (41)		1:35:42 (41)		1:39:39 (17)		1:43:37 (17)		1:47:37 (40)		1:51:40 (17)
31	4:07	32	4:08	33	4:07	34	4:09	35	4:12	36	4:18	37	4:22	38	4:23	39	4:23	40	4:23
	1:55:47 (17)		1:59:55 (17)		2:04:02 (16)		2:08:11 (16)		2:12:23 (16)		2:16:41 (16)		2:21:03 (16)		2:25:26 (16)		2:29:49 (16)		2:34:12 (16)
41	4:23	42	4:12	43	4:09														
	2:38:35 (16)		2:42:47 (16)		2:46:56 (16)														

17 Nastassia IVANOVA

BLR 4 Nov 82 **2:48:41**

1	3:51	2	3:54	3	3:49	4	3:51	5	3:50	6	3:50	7	3:50	8	3:49	9	3:54	10	3:51
	3:51 (66)		7:45 (66)		11:34 (63)		15:25 (62)		19:15 (61)		23:05 (60)		26:55 (57)		30:44 (53)		34:38 (53)		38:29 (52)
11	3:56	12	3:58	13	4:02	14	4:03	15	3:59	16	4:02	17	3:56	18	4:04	19	4:02	20	4:00
	42:25 (49)		46:23 (48)		50:25 (44)		54:28 (43)		58:27 (42)		1:02:29 (38)		1:06:25 (36)		1:10:29 (35)		1:14:31 (34)		1:18:31 (50)
21	3:59	22	23	23	3:39	24	4:04	25	4:07	26	4:06	27	4:02	28	4:07	29	4:08	30	4:09
	1:22:30 (50)		1:22:53 (50)		1:26:32 (53)		1:30:36 (50)		1:34:43 (49)		1:38:49 (49)		1:42:51 (25)		1:46:58 (24)		1:51:06 (47)		1:55:15 (22)
31	4:11	32	4:12	33	4:09	34	4:08	35	4:06	36	4:10	37	4:07	38	4:09	39	4:01	40	3:54
	1:59:26 (21)		2:03:38 (21)		2:07:47 (19)		2:11:55 (18)		2:16:01 (18)		2:20:11 (19)		2:24:18 (17)		2:28:27 (17)		2:32:28 (17)		2:36:22 (17)
41	3:59	42	3:55	43	3:42														
	2:40:21 (17)		2:44:16 (17)		2:47:58 (17)														

18 Charlotta FOUGBERG

SWE 19 Jun 85 **2:49:17**

1	3:45	2	3:42	3	3:49	4	3:42	5	3:46	6	3:47	7	3:46	8	3:46	9	3:45	10	3:47
	3:45 (19)		7:27 (43)		11:16 (49)		14:58 (42)		18:44 (39)		22:31 (38)		26:17 (35)		30:03 (33)		33:48 (29)		37:35 (28)
11	3:48	12	3:49	13	3:49	14	3:50	15	3:53	16	3:52	17	3:52	18	3:51	19	3:58	20	3:57
	41:23 (25)		45:12 (23)		49:01 (21)		52:51 (19)		56:44 (19)		1:00:36 (17)		1:04:28 (16)		1:08:19 (15)		1:12:17 (17)		1:16:14 (37)
21	4:01	22	23	23	3:42	24	4:03	25	4:03	26	4:33	27	4:06	28	4:12	29	4:29	30	4:12
	1:20:15 (38)		1:20:38 (38)		1:24:20 (42)		1:28:23 (42)		1:32:26 (42)		1:36:59 (42)		1:41:05 (19)		1:45:17 (19)		1:49:46 (42)		1:53:58 (19)
31	4:30	32	4:39	33	4:20	34	4:17	35	4:11	36	4:12	37	4:12	38	4:10	39	4:09	40	4:04
	1:58:28 (19)		2:03:07 (19)		2:07:27 (17)		2:11:44 (17)		2:15:55 (17)		2:20:07 (18)		2:24:19 (18)		2:28:29 (18)		2:32:38 (18)		2:36:42 (18)
41	3:57	42	3:59	43	3:57														
	2:40:39 (18)		2:44:38 (18)		2:48:35 (18)														

19 Anne-Mari HYRYLÄINEN

FIN 15 Aug 78 **2:51:26**

1	3:46	2	3:41	3	3:48	4	3:44	5	3:46	6	3:52	7	3:51	8	3:51	9	3:48	10	3:49
	3:46 (45)		7:27 (44)		11:15 (47)		14:59 (44)		18:45 (43)		22:37 (43)		26:28 (42)		30:19 (40)		34:07 (42)		37:56 (37)
11	3:50	12	4:08	13	3:50	14	4:02	15	3:57	16	3:59	17	4:03	18	4:07	19	4:02	20	4:00
	41:46 (36)		45:54 (42)		49:44 (37)		53:46 (38)		57:43 (35)		1:01:42 (31)		1:05:45 (30)		1:09:52 (29)		1:13:54 (27)		1:17:54 (44)
21	4:12	22	24	23	3:44	24	4:03	25	4:05	26	4:20	27	4:09	28	4:07	29	4:08	30	4:23
	1:22:06 (44)		1:22:30 (44)		1:26:14 (48)		1:30:17 (47)		1:34:22 (47)		1:38:42 (47)		1:42:51 (24)		1:46:58 (23)		1:51:06 (46)		1:55:29 (24)
31	4:13	32	4:09	33	4:12	34	4:10	35	4:09	36	4:12	37	4:17	38	4:21	39	4:15	40	4:22
	1:59:42 (24)		2:03:51 (23)		2:08:03 (22)		2:12:13 (20)		2:16:22 (19)		2:20:34 (20)		2:24:51 (19)		2:29:12 (19)		2:33:27 (19)		2:37:49 (19)
41	4:20	42	4:14	43	4:15														
	2:42:09 (19)		2:46:23 (19)		2:50:38 (19)														

20 Marcela JOGLOVÁ

CZE 27 Jul 87 **2:52:22**

1	3:45	2	3:37	3	3:46	4	3:43	5	3:44	6	3:44	7	3:49	8	3:49	9	3:50	10	3:53
	3:45 (18)		7:22 (44)		11:08 (24)		14:51 (31)		18:35 (28)		22:19 (28)		26:08 (28)		29:57 (26)		33:47 (28)		37:40 (29)
11	3:55	12	3:55	13	3:52	14	3:58	15	4:01	16	4:00	17	4:02	18	4:02	19	4:05	20	4:05
	41:35 (28)		45:30 (28)		49:22 (24)		53:20 (27)		57:21 (28)		1:01:21 (26)		1:05:23 (26)		1:09:25 (25)		1:13:30 (24)		1:17:35 (41)
21	4:05	22	24	23	3:43	24	4:11	25	4:13	26	4:11	27	4:13	28	4:15	29	4:15	30	4:12
	1:21:40 (42)		1:22:04 (42)		1:25:47 (45)		1:29:58 (45)		1:34:11 (46)		1:38:22 (46)		1:42:35 (22)		1:46:50 (22)		1:51:05 (45)		1:55:17 (23)
31	4:12	32	4:12	33	4:09	34	4:15	35	4:20	36	4:20	37	4:25	38	4:24	39	4:39	40	4:21
	1:59:29 (22)		2:03:41 (22)		2:07:50 (20)		2:12:05 (19)		2:16:25 (20)		2:20:45 (21)		2:25:10 (20)		2:29:34 (20)		2:34:13 (20)		2:38:34 (20)
41	4:26	42	4:20	43	4:17														
	2:43:00 (20)		2:47:20 (20)		2:51:37 (20)														



RACE ANALYSIS
Marathon Women

21 Rutendo Joan NYAHORA

ZIM 11 Nov 88 **2:52:33**

1	3:44	2	3:38	3	3:45	4	3:36	5	3:41	6	3:36	7	3:40	8	3:44	9	3:48	10	3:47
	3:44 (6)		7:22 (21)		11:07 (16)		14:43 (19)		18:24 (17)		22:00 (16)		25:40 (15)		29:24 (15)		33:12 (18)		36:59 (19)
11	3:52	12	3:54	13	3:55	14	3:53	15	4:04	16	4:00	17	3:57	18	4:03	19	4:03	20	4:01
	40:51 (19)		44:45 (19)		48:40 (18)		52:33 (17)		56:37 (17)		1:00:37 (18)		1:04:34 (18)		1:08:37 (21)		1:12:40 (22)		1:16:41 (39)
21	4:03	22	4:03	23	3:44	24	4:12	25	4:10	26	4:11	27	4:17	28	4:17	29	4:06	30	4:21
	1:20:44 (39)		1:21:08 (39)		1:24:52 (43)		1:29:04 (43)		1:33:14 (43)		1:37:25 (43)		1:41:42 (20)		1:45:59 (20)		1:50:05 (43)		1:54:26 (20)
31	4:26	32	4:33	33	4:26	34	4:38	35	4:23	36	4:15	37	4:23	38	4:22	39	4:24	40	4:21
	1:58:52 (20)		2:03:25 (20)		2:07:51 (21)		2:12:29 (21)		2:16:52 (22)		2:21:07 (22)		2:25:30 (21)		2:29:52 (21)		2:34:16 (21)		2:38:37 (21)
41	4:29	42	4:31	43	4:07														
	2:43:06 (21)		2:47:37 (21)		2:51:44 (21)														

22 Sardana TROFIMOVA

ANA 28 Mar 88 **2:52:46**

1	3:39	2	3:37	3	3:42	4	3:42	5	3:44	6	3:43	7	3:44	8	3:50	9	3:50	10	3:56
	3:39 (1)		7:16 (1)		10:58 (1)		14:40 (11)		18:24 (20)		22:07 (25)		25:51 (24)		29:41 (25)		33:31 (25)		37:27 (25)
11	3:59	12	4:04	13	4:01	14	4:03	15	4:05	16	4:08	17	4:03	18	4:09	19	4:03	20	3:59
	41:26 (27)		45:30 (27)		49:31 (31)		53:34 (30)		57:39 (29)		1:01:47 (35)		1:05:50 (34)		1:09:59 (32)		1:14:02 (30)		1:18:01 (45)
21	4:17	22	4:26	23	3:56	24	4:19	25	4:15	26	4:17	27	4:21	28	4:16	29	4:13	30	4:13
	1:22:12 (46)		1:22:38 (47)		1:26:34 (54)		1:30:53 (54)		1:35:08 (53)		1:39:25 (52)		1:43:46 (29)		1:48:02 (28)		1:52:15 (50)		1:56:28 (26)
31	4:10	32	4:18	33	4:22	34	4:21	35	4:19	36	4:23	37	4:14	38	4:18	39	4:18	40	4:20
	2:00:38 (25)		2:04:56 (24)		2:09:18 (23)		2:13:39 (23)		2:17:58 (23)		2:22:21 (23)		2:26:35 (22)		2:30:53 (22)		2:35:11 (22)		2:39:31 (22)
41	4:18	42	4:09	43	4:03														
	2:43:49 (22)		2:47:58 (22)		2:52:01 (22)														

23 Nazret WELDU

ERI 1 Jan 90 **2:53:45**

1	3:45	2	3:40	3	3:48	4	3:42	5	3:42	6	3:47	7	3:47	8	3:47	9	3:47	10	3:50
	3:45 (26)		7:25 (37)		11:13 (39)		14:55 (37)		18:37 (33)		22:24 (29)		26:11 (29)		29:58 (28)		33:45 (27)		37:35 (27)
11	3:51	12	3:52	13	3:57	14	3:58	15	3:52	16	3:54	17	4:05	18	4:12	19	4:14	20	4:18
	41:26 (26)		45:18 (25)		49:15 (22)		53:13 (21)		57:05 (23)		1:00:59 (25)		1:05:04 (25)		1:09:16 (24)		1:13:30 (25)		1:17:48 (42)
21	4:19	22	4:25	23	3:57	24	4:14	25	4:15	26	4:20	27	4:21	28	4:26	29	4:22	30	4:25
	1:22:07 (45)		1:22:32 (45)		1:26:29 (52)		1:30:43 (53)		1:34:58 (51)		1:39:18 (51)		1:43:39 (28)		1:48:05 (29)		1:52:27 (51)		1:56:52 (28)
31	4:31	32	4:33	33	4:35	34	4:31	35	4:30	36	4:22	37	4:17	38	4:11	39	4:06	40	4:10
	2:01:23 (28)		2:05:56 (28)		2:10:31 (27)		2:15:02 (26)		2:19:32 (27)		2:23:54 (25)		2:28:11 (23)		2:32:22 (23)		2:36:28 (23)		2:40:38 (23)
41	4:12	42	4:10	43	4:01														
	2:44:50 (23)		2:49:00 (23)		2:53:01 (23)														

24 Yugui MA

CHN 4 Mar 95 **2:55:24**

1	3:46	2	3:40	3	3:47	4	3:42	5	3:43	6	3:51	7	3:51	8	3:53	9	3:52	10	3:52
	3:46 (44)		7:26 (41)		11:13 (40)		14:55 (38)		18:38 (36)		22:29 (37)		26:20 (37)		30:13 (36)		34:05 (33)		37:57 (39)
11	3:57	12	4:00	13	4:04	14	4:10	15	4:18	16	4:18	17	4:24	18	4:34	19	4:33	20	4:26
	41:54 (39)		45:54 (43)		49:58 (40)		54:08 (40)		58:26 (41)		1:02:44 (42)		1:07:08 (40)		1:11:42 (39)		1:16:15 (40)		1:20:41 (60)
21	4:26	22	4:26	23	3:59	24	4:25	25	4:16	26	4:18	27	4:16	28	4:16	29	4:06	30	4:06
	1:25:07 (59)		1:25:33 (58)		1:29:32 (64)		1:33:57 (63)		1:38:13 (63)		1:42:31 (63)		1:46:47 (37)		1:51:03 (37)		1:55:09 (59)		1:59:15 (35)
31	4:09	32	4:10	33	4:14	34	4:18	35	4:16	36	4:15	37	4:20	38	4:18	39	4:15	40	4:16
	2:03:24 (33)		2:07:34 (32)		2:11:48 (31)		2:16:06 (29)		2:20:22 (29)		2:24:37 (29)		2:28:57 (28)		2:33:15 (25)		2:37:30 (24)		2:41:46 (24)
41	4:18	42	4:20	43	4:12														
	2:46:04 (24)		2:50:24 (24)		2:54:36 (24)														

25 Khshigsaikhan GALBADRAKH

MGL 28 Aug 90 **2:56:15**

1	3:46	2	3:41	3	3:46	4	3:42	5	3:50	6	3:50	7	3:53	8	4:00	9	4:09	10	4:08
	3:46 (46)		7:27 (46)		11:13 (42)		14:55 (39)		18:45 (42)		22:35 (42)		26:28 (41)		30:28 (51)		34:37 (52)		38:45 (53)
11	4:08	12	4:11	13	4:21	14	4:18	15	4:11	16	4:10	17	4:12	18	4:09	19	4:08	20	4:08
	42:53 (54)		47:04 (55)		51:25 (51)		55:43 (51)		59:54 (49)		1:04:04 (48)		1:08:16 (45)		1:12:25 (44)		1:16:33 (44)		1:20:41 (58)
21	4:04	22	4:04	23	3:51	24	4:06	25	4:02	26	4:10	27	4:15	28	4:17	29	4:10	30	4:21
	1:24:45 (56)		1:25:09 (55)		1:29:00 (60)		1:33:06 (58)		1:37:08 (58)		1:41:18 (58)		1:45:33 (35)		1:49:50 (34)		1:54:00 (57)		1:58:21 (33)
31	4:16	32	4:18	33	4:17	34	4:20	35	4:24	36	4:24	37	4:31	38	4:24	39	4:21	40	4:26
	2:02:37 (30)		2:06:55 (30)		2:11:12 (29)		2:15:32 (27)		2:19:56 (28)		2:24:20 (28)		2:28:51 (27)		2:33:15 (26)		2:37:36 (25)		2:42:02 (25)
41	4:35	42	4:32	43	4:18														
	2:46:37 (25)		2:51:09 (25)		2:55:27 (25)														



RACE ANALYSIS
Marathon Women

26 Alisa VAINIO FIN 16 Nov 97 2:56:30

1	3:47	2	3:45	3	3:46	4	3:48	5	3:48	6	3:49	7	3:49	8	3:51	9	3:51	10	3:51	SB
	3:47 (56)		7:32 (54)		11:18 (51)		15:06 (50)		18:54 (49)		22:43 (49)		26:32 (49)		30:23 (47)		34:14 (47)		38:05 (46)	
11	3:53	12	3:54	13	3:53	14	3:56	15	4:01	16	4:00	17	4:03	18	4:04	19	4:02	20	4:02	
	41:58 (43)		45:52 (40)		49:45 (39)		53:41 (35)		57:42 (31)		1:01:42 (28)		1:05:45 (29)		1:09:49 (26)		1:13:51 (26)		1:17:53 (43)	
21	4:04	22	4:04	23	3:39	24	4:03	25	4:05	26	4:09	27	4:12	28	4:14	29	4:08	30	4:19	
	1:21:57 (43)		1:22:21 (43)		1:26:00 (47)		1:30:03 (46)		1:34:08 (45)		1:38:17 (45)		1:42:29 (21)		1:46:43 (21)		1:50:51 (44)		1:55:10 (21)	
31	4:23	32	5:23	33	4:34	34	4:44	35	4:42	36	4:39	37	4:53	38	4:36	39	4:33	40	4:32	
	1:59:33 (23)		2:04:56 (25)		2:09:30 (24)		2:14:14 (24)		2:18:56 (24)		2:23:35 (24)		2:28:28 (24)		2:33:04 (24)		2:37:37 (26)		2:42:09 (26)	
41	4:37	42	4:32	43	4:25															
	2:46:46 (26)		2:51:18 (26)		2:55:43 (26)															

27 Melanie MYRAND CAN 7 Oct 85 2:57:40

1	3:47	2	3:48	3	3:47	4	3:48	5	3:47	6	3:47	7	3:50	8	3:50	9	3:48	10	3:52	
	3:47 (59)		7:35 (57)		11:22 (57)		15:10 (55)		18:57 (53)		22:44 (53)		26:34 (52)		30:24 (50)		34:12 (46)		38:04 (44)	
11	3:53	12	3:54	13	3:54	14	3:58	15	4:00	16	4:01	17	4:01	18	4:05	19	4:07	20	4:08	
	41:57 (41)		45:51 (39)		49:45 (38)		53:43 (37)		57:43 (37)		1:01:44 (32)		1:05:45 (28)		1:09:50 (27)		1:13:57 (28)		1:18:05 (46)	
21	4:08	22	4:08	23	3:41	24	4:04	25	4:13	26	4:12	27	4:18	28	4:17	29	4:23	30	4:25	
	1:22:13 (47)		1:22:37 (46)		1:26:18 (49)		1:30:22 (48)		1:34:35 (48)		1:38:47 (48)		1:43:05 (26)		1:47:22 (25)		1:51:45 (48)		1:56:10 (25)	
31	4:33	32	4:33	33	4:36	34	4:39	35	4:47	36	4:44	37	4:44	38	4:43	39	4:45	40	4:46	
	2:00:43 (26)		2:05:16 (26)		2:09:52 (26)		2:14:31 (25)		2:19:18 (26)		2:24:02 (26)		2:28:46 (25)		2:33:29 (27)		2:38:14 (27)		2:43:00 (27)	
41	4:41	42	4:40	43	4:30															
	2:47:41 (27)		2:52:21 (27)		2:56:51 (27)															

28 Salomé ROCHA POR 25 Apr 90 2:58:19

1	3:44	2	3:38	3	3:45	4	3:40	5	3:41	6	3:38	7	3:42	8	3:38	9	3:41	10	3:43	
	3:44 (15)		7:22 (18)		11:07 (18)		14:47 (24)		18:28 (25)		22:06 (24)		25:48 (22)		29:26 (16)		33:07 (14)		36:50 (12)	
11	3:39	12	3:41	13	3:42	14	3:44	15	3:43	16	3:45	17	3:44	18	3:49	19	3:49	20	3:48	
	40:29 (9)		44:10 (10)		47:52 (9)		51:36 (9)		55:19 (8)		59:04 (8)		1:02:48 (9)		1:06:37 (9)		1:10:26 (9)		1:14:14 (27)	
21	3:55	22	3:54	23	3:54	24	4:04	25	4:15	26	4:17	27	4:17	28	4:31	29	4:41	30	4:55	
	1:18:09 (28)		1:18:31 (22)		1:22:25 (32)		1:26:29 (36)		1:30:44 (36)		1:35:31 (40)		1:39:48 (18)		1:44:19 (18)		1:49:00 (41)		1:53:55 (18)	
31	4:09	32	4:59	33	4:27	34	5:20	35	6:08	36	5:17	37	4:33	38	6:24	39	4:24	40	4:43	
	1:58:04 (18)		2:03:03 (18)		2:07:30 (18)		2:12:50 (22)		2:18:58 (25)		2:24:15 (27)		2:28:48 (26)		2:35:12 (29)		2:39:36 (28)		2:44:19 (28)	
41	4:57	42	4:19	43	3:57															
	2:49:16 (29)		2:53:35 (28)		2:57:32 (28)															

29 Gloria PRIVILETZIO GRE 18 Jul 88 2:58:43

1	3:50	2	3:53	3	3:53	4	3:50	5	3:55	6	3:53	7	3:54	8	3:55	9	3:56	10	3:59	
	3:50 (64)		7:43 (63)		11:36 (67)		15:26 (65)		19:21 (65)		23:14 (64)		27:08 (61)		31:03 (59)		34:59 (58)		38:58 (56)	
11	3:56	12	4:04	13	4:01	14	4:15	15	4:08	16	4:06	17	4:12	18	4:14	19	4:27	20	4:12	
	42:54 (55)		46:58 (54)		50:59 (49)		55:14 (49)		59:22 (47)		1:03:28 (46)		1:07:40 (43)		1:11:54 (41)		1:16:21 (43)		1:20:33 (57)	
21	4:32	22	4:20	23	3:50	24	4:14	25	4:13	26	4:34	27	4:25	28	4:50	29	5:05	30	4:18	
	1:25:05 (58)		1:25:31 (57)		1:29:21 (61)		1:33:35 (61)		1:37:48 (61)		1:42:22 (60)		1:46:47 (38)		1:51:37 (39)		1:56:42 (63)		2:01:00 (39)	
31	4:25	32	4:20	33	4:14	34	4:14	35	4:19	36	4:19	37	4:21	38	4:29	39	4:30	40	4:35	
	2:05:25 (38)		2:09:45 (36)		2:13:59 (35)		2:18:13 (33)		2:22:32 (32)		2:26:51 (31)		2:31:12 (30)		2:35:41 (30)		2:40:11 (30)		2:44:46 (29)	
41	4:28	42	4:38	43	4:05															
	2:49:14 (28)		2:53:52 (29)		2:57:57 (29)															

30 Valdilene DOS SANTOS SILVA BRA 18 Dec 91 2:59:00

1	3:45	2	3:38	3	3:46	4	3:46	5	3:48	6	3:52	7	3:52	8	3:52	9	3:51	10	4:02	
	3:45 (33)		7:23 (28)		11:09 (26)		14:55 (35)		18:43 (38)		22:35 (40)		26:27 (40)		30:19 (38)		34:10 (45)		38:12 (48)	
11	4:08	12	4:03	13	4:11	14	4:15	15	4:18	16	4:12	17	4:12	18	4:18	19	4:14	20	4:16	
	42:20 (48)		46:23 (49)		50:34 (46)		54:49 (45)		59:07 (44)		1:03:19 (43)		1:07:31 (41)		1:11:46 (40)		1:16:00 (39)		1:20:16 (54)	
21	4:19	22	4:14	23	4:22	24	4:29	25	4:23	26	4:28	27	4:27	28	4:28	29	4:39	30	4:27	
	1:24:35 (54)		1:33:08 (59)		1:37:30 (59)		1:41:59 (59)		1:46:22 (36)		1:50:50 (36)		1:55:17 (60)		1:59:45 (36)		2:04:24 (35)		2:08:51 (34)	
31	4:35	32	4:34	33	5:14	34	4:29	35	4:24	36	4:24	37	4:24	38	4:27	39	4:25	40	4:16	
	2:13:26 (33)		2:18:00 (31)		2:23:14 (34)		2:27:43 (34)		2:32:07 (32)		2:36:31 (32)		2:40:55 (32)		2:45:22 (31)		2:49:47 (31)		2:54:03 (30)	
41	4:14																			
	2:58:17 (30)																			



RACE ANALYSIS
Marathon Women

31 Manuela SOCCOL

BEL 16 Jun 88 **2:59:11**

1	3:51	2	3:54	3	3:51	4	3:50	5	3:54	6	3:55	7	3:57	8	4:03	9	4:03	10	4:04
	3:51 (68)		7:45 (65)		11:36 (66)		15:26 (66)		19:20 (64)		23:15 (65)		27:12 (64)		31:15 (63)		35:18 (63)		39:22 (61)
11	4:07	12	4:06	13	4:06	14	4:07	15	4:07	16	4:10	17	4:13	18	4:12	19	4:12	20	4:12
	43:29 (60)		47:35 (60)		51:41 (54)		55:48 (52)		59:55 (50)		1:04:05 (49)		1:08:18 (47)		1:12:30 (45)		1:16:42 (45)		1:20:54 (61)
21	4:14	22	25	23	3:51	24	4:16	25	4:23	26	4:23	27	4:25	28	4:29	29	4:25	30	4:28
	1:25:08 (60)		1:25:33 (59)		1:29:24 (62)		1:33:40 (62)		1:38:03 (62)		1:42:26 (61)		1:46:51 (39)		1:51:20 (38)		1:55:45 (61)		2:00:13 (37)
31	4:29	32	4:29	33	4:27	34	4:30	35	4:32	36	4:31	37	4:32	38	4:30	39	4:27	40	4:30
	2:04:42 (37)		2:09:11 (35)		2:13:38 (34)		2:18:08 (32)		2:22:40 (33)		2:27:11 (32)		2:31:43 (31)		2:36:13 (31)		2:40:40 (31)		2:45:10 (30)
41	4:32	42	4:28	43	4:14														
	2:49:42 (30)		2:54:10 (31)		2:58:24 (31)														

32 Sviatlana KUDZELICH

BLR 7 May 87 **3:00:38**

1	3:51	2	3:54	3	3:49	4	3:51	5	3:50	6	3:49	7	3:52	8	3:48	9	3:54	10	3:51
	3:51 (65)		7:45 (67)		11:34 (62)		15:25 (63)		19:15 (62)		23:04 (59)		26:56 (58)		30:44 (54)		34:38 (54)		38:29 (51)
11	3:56	12	3:58	13	4:02	14	4:03	15	4:00	16	4:03	17	3:56	18	4:06	19	4:05	20	4:05
	42:25 (50)		46:23 (50)		50:25 (45)		54:28 (44)		58:28 (43)		1:02:31 (39)		1:06:27 (37)		1:10:33 (36)		1:14:38 (35)		1:18:43 (52)
21	4:09	22	22	23	3:55	24	4:13	25	4:08	26	4:19	27	4:19	28	4:20	29	4:38	30	4:24
	1:22:52 (52)		1:23:14 (52)		1:27:09 (56)		1:31:22 (55)		1:35:30 (55)		1:39:49 (55)		1:44:08 (31)		1:48:28 (30)		1:53:06 (53)		1:57:30 (29)
31	4:28	32	4:34	33	4:40	34	4:48	35	4:42	36	4:58	37	4:45	38	4:41	39	5:00	40	5:24
	2:01:58 (29)		2:06:32 (29)		2:11:12 (28)		2:16:00 (28)		2:20:42 (30)		2:25:40 (30)		2:30:25 (29)		2:35:06 (28)		2:40:06 (29)		2:45:30 (32)
41	5:01	42	4:53	43	4:27														
	2:50:31 (32)		2:55:24 (32)		2:59:51 (32)														

33 Cuomu CIREN

CHN 27 Aug 97 **3:01:56**

1	3:45	2	3:37	3	3:48	4	3:40	5	3:46	6	3:52	7	3:56	8	3:55	9	3:47	10	3:54
	3:45 (21)		7:22 (25)		11:10 (29)		14:50 (28)		18:36 (31)		22:28 (36)		26:24 (39)		30:19 (39)		34:06 (38)		38:00 (43)
11	4:12	12	4:08	13	4:20	14	4:19	15	4:14	16	4:12	17	4:21	18	4:22	19	4:09	20	4:08
	42:12 (46)		46:20 (47)		50:40 (47)		54:59 (46)		59:13 (45)		1:03:25 (44)		1:07:46 (44)		1:12:08 (43)		1:16:17 (42)		1:20:25 (56)
21	4:14	22	24	23	3:50	24	4:24	25	4:30	26	4:41	27	4:49	28	4:44	29	4:31	30	4:24
	1:24:39 (55)		1:25:03 (54)		1:28:53 (58)		1:33:17 (60)		1:37:47 (60)		1:42:28 (62)		1:47:17 (40)		1:52:01 (40)		1:56:32 (62)		2:00:56 (38)
31	4:31	32	4:43	33	4:47	34	4:49	35	4:53	36	4:55	37	4:40	38	4:27	39	4:30	40	4:27
	2:05:27 (39)		2:10:10 (37)		2:14:57 (37)		2:19:46 (35)		2:24:39 (36)		2:29:34 (35)		2:34:14 (34)		2:38:41 (34)		2:43:11 (34)		2:47:38 (33)
41	4:33	42	4:26	43	4:32														
	2:52:11 (33)		2:56:37 (33)		3:01:09 (33)														

34 Munkhaya BAYARTSOGT

MGL 10 Oct 93 **3:02:57**

1	3:45	2	3:42	3	3:46	4	3:42	5	3:49	6	3:51	7	3:49	8	3:49	9	3:52	10	3:54
	3:45 (38)		7:27 (45)		11:13 (35)		14:55 (40)		18:44 (40)		22:35 (39)		26:24 (38)		30:13 (37)		34:05 (35)		37:59 (41)
11	3:59	12	4:03	13	4:03	14	4:10	15	4:11	16	4:09	17	4:10	18	4:08	19	4:13	20	4:12
	41:58 (44)		46:01 (44)		50:04 (41)		54:14 (42)		58:25 (40)		1:02:34 (40)		1:06:44 (38)		1:10:52 (37)		1:15:05 (37)		1:19:17 (53)
21	4:18	22	25	23	4:05	24	4:25	25	4:19	26	4:15	27	4:17	28	4:17	29	4:16	30	4:22
	1:23:35 (53)		1:24:00 (53)		1:28:05 (57)		1:32:30 (57)		1:36:49 (57)		1:41:04 (57)		1:45:21 (34)		1:49:38 (33)		1:53:54 (56)		1:58:16 (32)
31	4:21	32	4:18	33	4:41	34	4:59	35	5:46	36	4:59	37	4:53	38	5:15	39	4:58	40	5:32
	2:02:37 (31)		2:06:55 (31)		2:11:36 (30)		2:16:35 (30)		2:22:21 (31)		2:27:20 (33)		2:32:13 (33)		2:37:28 (33)		2:42:26 (33)		2:47:58 (34)
41	4:45	42	4:54	43	4:30														
	2:52:43 (34)		2:57:37 (34)		3:02:07 (34)														

35 Rochelle RODGERS

AUS 15 Apr 87 **3:05:12**

1	3:46	2	3:41	3	3:46	4	3:43	5	3:48	6	3:51	7	3:54	8	3:55	9	3:58	10	4:04
	3:46 (48)		7:27 (47)		11:13 (41)		14:56 (41)		18:44 (41)		22:35 (41)		26:29 (43)		30:24 (49)		34:22 (50)		38:26 (50)
11	4:11	12	4:21	13	4:43	14	4:10	15	4:12	16	4:13	17	4:16	18	5:12	19	4:20	20	4:19
	42:37 (51)		46:58 (53)		51:41 (55)		55:51 (53)		1:00:03 (52)		1:04:16 (51)		1:08:32 (49)		1:13:44 (49)		1:18:04 (48)		1:22:23 (65)
21	4:17	22	25	23	3:54	24	4:23	25	4:33	26	4:30	27	4:26	28	4:29	29	4:31	30	4:28
	1:26:40 (64)		1:27:05 (62)		1:30:59 (65)		1:35:22 (65)		1:39:55 (65)		1:44:25 (65)		1:48:51 (41)		1:53:20 (41)		1:57:51 (64)		2:02:19 (40)
31	4:29	32	4:38	33	4:33	34	4:41	35	4:37	36	4:41	37	4:36	38	4:40	39	4:51	40	4:50
	2:06:48 (40)		2:11:26 (39)		2:15:59 (38)		2:20:40 (36)		2:25:17 (37)		2:29:58 (36)		2:34:34 (35)		2:39:14 (35)		2:44:05 (35)		2:48:55 (35)
41	5:16	42	5:14	43	4:52														
	2:54:11 (35)		2:59:25 (35)		3:04:17 (35)														



RACE ANALYSIS
Marathon Women

36 Andreia HESSEL BRA 10 Aug 84 **3:06:13**

1	3:46	2	3:44	3	3:49	4	3:51	5	3:54	6	3:59	7	4:00	8	4:06	9	4:08	10	4:09
	3:46 (42)		7:30 (51)		11:19 (54)		15:10 (57)		19:04 (56)		23:03 (58)		27:03 (60)		31:09 (61)		35:17 (62)		39:26 (62)
11	4:13	12	4:14	13	4:15	14	4:19	15	4:22	16	4:23	17	4:23	18	4:24	19	4:17	20	4:19
	43:39 (61)		47:53 (61)		52:08 (58)		56:27 (57)		1:00:49 (56)		1:05:12 (55)		1:09:35 (52)		1:13:59 (51)		1:18:16 (51)		1:22:35 (67)
21	4:30	22	26	23	4:08	24	4:37	25	4:39	26	4:32	27	4:37	28	4:47	29	4:47	30	4:41
	1:27:05 (66)		1:27:31 (64)		1:31:39 (68)		1:36:16 (68)		1:40:55 (67)		1:45:27 (67)		1:50:04 (44)		1:54:51 (44)		1:59:38 (66)		2:04:19 (42)
31	4:42	32	4:43	33	4:42	34	4:42	35	4:50	36	4:47	37	4:38	38	4:32	39	4:36	40	4:42
	2:09:01 (42)		2:13:44 (41)		2:18:26 (41)		2:23:08 (38)		2:27:58 (39)		2:32:45 (40)		2:37:23 (37)		2:41:55 (37)		2:46:31 (36)		2:51:13 (36)
41	4:46	42	4:40	43	4:41														
	2:55:59 (36)		3:00:39 (36)		3:05:20 (36)														

37 Johanna BÄCKLUND SWE 9 Jun 85 **3:08:30**

1	3:47	2	3:47	3	3:52	4	3:52	5	3:56	6	3:55	7	4:01	8	3:59	9	4:01	10	4:05
	3:47 (55)		7:34 (56)		11:26 (60)		15:18 (60)		19:14 (60)		23:09 (61)		27:10 (62)		31:09 (60)		35:10 (60)		39:15 (59)
11	4:08	12	4:11	13	4:14	14	4:33	15	4:18	16	4:18	17	4:33	18	4:23	19	4:22	20	4:18
	43:23 (59)		47:34 (59)		51:48 (57)		56:21 (56)		1:00:39 (55)		1:04:57 (54)		1:09:30 (51)		1:13:53 (50)		1:18:15 (50)		1:22:33 (66)
21	4:31	22	26	23	4:02	24	4:20	25	4:32	26	4:33	27	4:31	28	4:32	29	4:53	30	4:42
	1:27:04 (65)		1:27:30 (63)		1:31:32 (67)		1:35:52 (66)		1:40:24 (66)		1:44:57 (66)		1:49:28 (43)		1:54:00 (42)		1:58:53 (65)		2:03:35 (41)
31	4:40	32	4:51	33	4:49	34	4:54	35	4:50	36	4:56	37	5:06	38	5:00	39	5:10	40	5:08
	2:08:15 (41)		2:13:06 (40)		2:17:55 (40)		2:22:49 (37)		2:27:39 (38)		2:32:35 (39)		2:37:41 (38)		2:42:41 (38)		2:47:51 (38)		2:52:59 (38)
41	4:53	42	4:51	43	4:51														
	2:57:52 (37)		3:02:43 (37)		3:07:34 (37)														

38 Kelsey BRUCE USA 27 Oct 92 **3:09:37**

1	3:47	2	3:43	3	3:48	4	3:47	5	3:50	6	3:47	7	3:50	8	3:48	9	3:48	10	3:51
	3:47 (54)		7:30 (50)		11:18 (50)		15:05 (49)		18:55 (50)		22:42 (45)		26:32 (48)		30:20 (42)		34:08 (43)		37:59 (42)
11	3:55	12	3:55	13	3:55	14	3:56	15	4:03	16	3:59	17	4:03	18	4:06	19	4:08	20	4:08
	41:54 (38)		45:49 (37)		49:44 (35)		53:40 (34)		57:43 (34)		1:01:42 (29)		1:05:45 (31)		1:09:51 (28)		1:13:59 (29)		1:18:07 (48)
21	4:08	22	26	23	3:47	24	4:13	25	4:34	26	4:30	27	4:23	28	4:41	29	4:36	30	4:33
	1:22:15 (49)		1:22:41 (49)		1:26:28 (51)		1:30:41 (52)		1:35:15 (54)		1:39:45 (54)		1:44:08 (30)		1:48:49 (31)		1:53:25 (54)		1:57:58 (30)
31	4:42	32	5:20	33	4:52	34	5:48	35	4:48	36	7:39	37	4:29	38	5:43	39	5:45	40	4:59
	2:02:40 (32)		2:08:00 (33)		2:12:52 (32)		2:18:40 (34)		2:23:28 (35)		2:31:07 (37)		2:35:36 (36)		2:41:19 (36)		2:47:04 (37)		2:52:03 (37)
41	6:15	42	5:46	43	4:42														
	2:58:18 (38)		3:04:04 (38)		3:08:46 (38)														

39 Mayada AL SAYAD PLE 26 Oct 92 **3:10:30**

1	3:47	2	3:48	3	3:50	4	3:49	5	3:51	6	3:54	7	3:54	8	3:57	9	3:58	10	3:59
	3:47 (60)		7:35 (60)		11:25 (59)		15:14 (59)		19:05 (57)		22:59 (56)		26:53 (56)		30:50 (56)		34:48 (56)		38:47 (55)
11	4:05	12	4:04	13	4:03	14	4:08	15	4:18	16	4:22	17	4:29	18	4:31	19	4:32	20	4:35
	42:52 (53)		46:56 (52)		50:59 (50)		55:07 (48)		59:25 (48)		1:03:47 (47)		1:08:16 (46)		1:12:47 (46)		1:17:19 (47)		1:21:54 (64)
21	4:41	22	28	23	4:14	24	4:47	25	4:52	26	5:00	27	5:00	28	4:54	29	4:59	30	4:45
	1:26:35 (61)		1:27:03 (61)		1:31:17 (66)		1:36:04 (67)		1:40:56 (68)		1:45:56 (68)		1:50:56 (45)		1:55:50 (45)		2:00:49 (67)		2:05:34 (43)
31	4:50	32	4:46	33	4:45	34	4:48	35	4:52	36	5:00	37	4:59	38	5:00	39	4:55	40	4:59
	2:10:24 (43)		2:15:10 (42)		2:19:55 (42)		2:24:43 (39)		2:29:35 (41)		2:34:35 (41)		2:39:34 (39)		2:44:34 (39)		2:49:29 (39)		2:54:28 (39)
41	5:02	42	5:09	43	4:59														
	2:59:30 (39)		3:04:39 (39)		3:09:38 (39)														

40 Gabriela TRAÑA CRC 3 Mar 80 **3:19:13**

1	3:48	2	3:55	3	4:00	4	4:04	5	4:09	6	4:06	7	4:10	8	4:10	9	4:07	10	4:06
	3:48 (61)		7:43 (64)		11:43 (68)		15:47 (68)		19:56 (68)		24:02 (68)		28:12 (68)		32:22 (67)		36:29 (67)		40:35 (66)
11	4:12	12	4:19	13	4:22	14	4:27	15	4:27	16	4:25	17	4:32	18	4:37	19	4:35	20	4:37
	44:47 (64)		49:06 (64)		53:28 (60)		57:55 (59)		1:02:22 (57)		1:06:47 (56)		1:11:19 (53)		1:15:56 (52)		1:20:31 (52)		1:25:08 (70)
21	4:38	22	27	23	4:14	24	4:43	25	4:46	26	4:49	27	5:01	28	4:52	29	4:53	30	5:01
	1:29:46 (68)		1:30:13 (66)		1:34:27 (70)		1:39:10 (70)		1:43:56 (70)		1:48:45 (70)		1:53:46 (47)		1:58:38 (46)		2:03:31 (68)		2:08:32 (44)
31	5:06	32	5:04	33	5:17	34	5:19	35	5:24	36	5:26	37	5:29	38	5:27	39	5:31	40	5:32
	2:13:38 (44)		2:18:42 (43)		2:23:59 (43)		2:29:18 (41)		2:34:42 (42)		2:40:08 (42)		2:45:37 (40)		2:51:04 (40)		2:56:35 (40)		3:02:07 (40)
41	5:38	42	5:25	43	5:07														
	3:07:45 (40)		3:13:10 (40)		3:18:17 (40)														

Dagmara HANDZLIK CYP 20 Feb 86 **DNF**

1	3:44	2	3:40	3	3:48	4	3:55	5	4:02	6	4:05	7	4:06	8	4:13	9	4:18	10	4:12
	3:44 (16)		7:24 (33)		11:12 (33)		15:07 (53)		19:09 (59)		23:14 (63)		27:20 (66)		31:33 (65)		35:51 (65)		40:03 (64)

Charlotte PURDUE GBR 10 Jun 91 **DNF**

1	3:46	2	3:41	3	3:47	4	3:40	5	3:41	6	3:36	7	3:41	8	3:39	9	3:44	10	3:44
	3:46 (50)		7:27 (48)		11:14 (45)		14:54 (34)		18:35 (27)		22:11 (26)		25:52 (25)		29:31 (21)		33:15 (21)		36:59 (20)
11	3:46	12	3:49	13	4:08	14	3:47	15	3:45										
	40:45 (18)		44:34 (18)		48:42 (19)		52:29 (16)		56:14 (16)										



RACE ANALYSIS
Marathon Women

Sara DOSSENA

ITA 21 Nov 84 **DNF**

1	3:44	2	3:38	3	3:46	4	3:39	5	3:39	6	3:39	7	3:42	8	3:43	9	3:46	10	3:52
	3:44 (9)		7:22 (16)		11:08 (22)		14:47 (23)		18:26 (24)		22:05 (20)		25:47 (21)		29:30 (18)		33:16 (22)		37:08 (22)
11	3:58	12	4:02	13	28:39														
	41:06 (22)		45:08 (22)		1:13:47 (61)														

Monika BYTAUTIENĖ

LTU 17 Mar 89 **DNF**

1	3:49	2	3:50	3	3:50	4	3:54	5	3:55	6	3:55	7	3:57	8	4:00	9	4:00	10	4:06
	3:49 (62)		7:39 (61)		11:29 (61)		15:23 (61)		19:18 (63)		23:13 (62)		27:10 (63)		31:10 (62)		35:10 (61)		39:16 (60)
11	4:07	12	4:11	13	4:07	14	4:11	15	4:14	16	4:21								
	43:23 (58)		47:34 (58)		51:41 (56)		55:52 (54)		1:00:06 (53)		1:04:27 (52)								

Ayano IKEMITSU

JPN 18 Apr 91 **DNF**

1	3:46	2	3:40	3	3:49	4	3:44	5	3:52	6	3:52	7	3:48	8	3:49	9	3:46	10	3:49
	3:46 (41)		7:26 (39)		11:15 (46)		14:59 (46)		18:51 (45)		22:43 (47)		26:31 (45)		30:20 (41)		34:06 (36)		37:55 (35)
11	3:48	12	3:51	13	3:48	14	3:52	15	3:53	16	3:48	17	3:50	18	3:57	19	3:57	20	3:58
	41:43 (33)		45:34 (30)		49:22 (27)		53:14 (24)		57:07 (26)		1:00:55 (22)		1:04:45 (22)		1:08:42 (22)		1:12:39 (21)		1:16:37 (38)
21	4:09	22	25	23	3:48	24	4:18	25	4:23	26	4:34	27	4:36	28	4:55	29	5:14	30	5:08
	1:20:46 (40)		1:21:11 (40)		1:24:59 (44)		1:29:17 (44)		1:33:40 (44)		1:38:14 (44)		1:42:50 (23)		1:47:45 (26)		1:52:59 (52)		1:58:07 (31)
31	5:21																		
	2:03:28 (34)																		

Bojana BJELJAC

CRO 10 Apr 89 **DNF**

1	3:45	2	3:39	3	3:46	4	3:41	5	3:45	6	3:48	7	3:48	8	3:49	9	3:49	10	3:53
	3:45 (24)		7:24 (32)		11:10 (28)		14:51 (32)		18:36 (32)		22:24 (33)		26:12 (34)		30:01 (32)		33:50 (32)		37:43 (31)
11	3:55	12	3:57	13	3:59	14	4:03	15	4:06	16	4:05								
	41:38 (29)		45:35 (34)		49:34 (33)		53:37 (32)		57:43 (33)		1:01:48 (36)								

Rosa CHACHA

ECU 8 Dec 82 **DNF**

1	3:46	2	3:48	3	3:44	4	3:49	5	3:51	6	3:53	7	3:56	8	4:00	9	4:00	10	3:59
	3:46 (51)		7:34 (55)		11:18 (52)		15:07 (54)		18:58 (54)		22:51 (55)		26:47 (55)		30:47 (55)		34:47 (55)		38:46 (54)
11	4:06	12	4:03	13	4:03	14	4:07	15	4:09	16	4:11	17	4:15	18	4:18	19	4:19	20	4:24
	42:52 (52)		46:55 (51)		50:58 (48)		55:05 (47)		59:14 (46)		1:03:25 (45)		1:07:40 (42)		1:11:58 (42)		1:16:17 (41)		1:20:41 (59)
21	4:42																		
	1:25:23 (61)																		

Hanna VANDENBUSSCHE

BEL 3 Jul 87 **DNF**

1	3:50	2	3:53	3	3:53	4	3:50	5	3:55	6	3:58	7	3:59	8	4:07	9	4:12	10	4:16
	3:50 (63)		7:43 (62)		11:36 (65)		15:26 (64)		19:21 (66)		23:19 (66)		27:18 (65)		31:25 (64)		35:37 (64)		39:53 (63)
11	4:25	12	4:36	13	24:53														
	44:18 (62)		48:54 (62)		1:13:47 (62)														

Failuna MATANGA

TAN 28 Oct 92 **DNF**

1	3:45	2	3:37	3	3:45	4	3:33	5	3:43	6	3:35	7	3:39	8	3:36	9	3:47	10	3:49
	3:45 (31)		7:22 (23)		11:07 (21)		14:40 (14)		18:23 (15)		21:58 (11)		25:37 (12)		29:13 (12)		33:00 (10)		36:49 (11)
11	3:40	12	3:42	13	3:51	14	3:56	15	3:55	16	4:02	17	4:09						
	40:29 (11)		44:11 (13)		48:02 (13)		51:58 (13)		55:53 (12)		59:55 (15)		1:04:04 (15)						

Elvan ABEYLEGESSE

TUR 11 Sep 82 **DNF**

1	3:47	2	3:41	3	3:45	4	3:42	5	3:43	6	3:46	7	3:47	8	3:47	9	3:47	10	3:49
	3:47 (57)		7:28 (49)		11:13 (37)		14:55 (36)		18:38 (37)		22:24 (30)		26:11 (30)		29:58 (27)		33:45 (26)		37:34 (26)
11	3:48	12	3:52																
	41:22 (24)		45:14 (24)																

Shitaye ESHETE

BRN 21 May 90 **DNF**

1	3:45	2	3:36	3	3:43	4	3:35	5	3:42	6	3:37	7	3:37	8	3:37	9	3:48	10	3:51
	3:45 (28)		7:21 (7)		11:04 (9)		14:39 (8)		18:21 (4)		21:58 (7)		25:35 (7)		29:12 (9)		33:00 (12)		36:51 (14)
11	3:39	12	3:40	13	3:56	14	3:42	15	4:05	16	3:49	17	3:46	18	3:50	19	4:09	20	12:46
	40:30 (13)		44:10 (9)		47:52 (11)		51:48 (11)		55:53 (13)		59:42 (14)		1:03:28 (14)		1:07:18 (14)		1:11:27 (14)		1:24:13 (69)
21	8:21	22	1:22																
	1:32:34 (70)		1:33:56 (68)																

Elvanie NIMBONA

BDI 15 Mar 98 **DNF**

1	3:44	2	3:38	3	3:45	4	3:36	5	3:41	6	3:41	7	3:45	8	3:46	9	3:45	10	3:49
	3:44 (14)		7:22 (11)		11:07 (17)		14:43 (20)		18:24 (18)		22:05 (19)		25:50 (23)		29:36 (24)		33:21 (23)		37:10 (23)
11	3:54	12	3:51	13	3:56	14	4:00	15	3:58	16	4:02	17	4:11	18	4:09	19	4:04	20	4:04
	41:04 (21)		44:55 (20)		48:51 (20)		52:51 (20)		56:49 (20)		1:00:51 (19)		1:05:02 (24)		1:09:11 (23)		1:13:15 (23)		1:17:19 (40)
21	4:15	22	26	23	3:57	24	4:29	25	4:37	26	4:22	27	4:46	28	4:39	29	5:03	30	5:14
	1:21:34 (41)		1:22:00 (41)		1:25:57 (46)		1:30:26 (49)		1:35:03 (52)		1:39:25 (53)		1:44:11 (32)		1:48:50 (32)		1:53:53 (55)		1:59:07 (34)
31	5:28	32	5:40	33	6:00														
	2:04:35 (36)		2:10:15 (38)		2:16:15 (39)														



RACE ANALYSIS
Marathon Women

Sitora KHAMIDOVA

UZB 12 May 89 **DNF**

1	3:51	2	3:54	3	3:51	4	3:53	5	3:58	6	4:00	7	4:08	8	4:16	9	4:17	10	4:17
	3:51 (67)		7:45 (68)		11:36 (64)		15:29 (67)		19:27 (67)		23:27 (67)		27:35 (67)		31:51 (66)		36:08 (66)		40:25 (65)
11	4:21	12	4:19	13	4:18	14	4:31	15	4:44										
	44:46 (63)		49:05 (63)		53:23 (59)		57:54 (58)		1:02:38 (58)										

Linet Toroitich CHEBET

UGA 4 Nov 92 **DNF**

1	3:44	2	3:37	3	3:42	4	3:37	5	3:42	6	3:37	7	3:40	8	3:42	9	3:46	10	3:47
	3:44 (7)		7:21 (9)		11:03 (4)		14:40 (10)		18:22 (9)		21:59 (14)		25:39 (14)		29:21 (13)		33:07 (13)		36:54 (16)
11	3:58	12	4:14	13	4:10	14	4:15												
	40:52 (20)		45:06 (21)		49:16 (23)		53:31 (29)												

Cecilia NORRBOM

SWE 28 Jan 88 **DNF**

1	3:46	2	3:45	3	3:48	4	3:48	5	3:48	6	3:48	7	3:50	8	3:51	9	3:51	10	3:55
	3:46 (52)		7:31 (52)		11:19 (53)		15:07 (51)		18:55 (51)		22:43 (51)		26:33 (50)		30:24 (48)		34:15 (48)		38:10 (47)
11	3:57	12	4:00	13	3:57	14	4:09	15	4:10	16	4:20	17	4:22	18	4:25	19	4:23	20	4:24
	42:07 (45)		46:07 (45)		50:04 (42)		54:13 (41)		58:23 (39)		1:02:43 (41)		1:07:05 (39)		1:11:30 (38)		1:15:53 (38)		1:20:17 (55)
21	4:35	22	26	23	4:06	24	4:34	25	4:46	26	5:04	27	5:18	28	5:24	29	12:12		
	1:24:52 (57)		1:25:18 (56)		1:29:24 (63)		1:33:58 (64)		1:38:44 (64)		1:43:48 (64)		1:49:06 (42)		1:54:30 (43)		2:06:42 (70)		

Fadime ÇELIK

TUR 25 Oct 86 **DNF**

1	3:47	2	3:48	3	3:48	4	3:50	5	3:52	6	3:54	7	3:59	8	3:58	9	4:04	10	4:04
	3:47 (53)		7:35 (59)		11:23 (58)		15:13 (58)		19:05 (58)		22:59 (57)		26:58 (59)		30:56 (58)		35:00 (59)		39:04 (57)
11	4:09	12	4:11	13	4:11	14	4:20	15	4:15	16	4:28	17	4:29	18	4:30	19	4:31	20	4:32
	43:13 (56)		47:24 (56)		51:35 (53)		55:55 (55)		1:00:10 (54)		1:04:38 (53)		1:09:07 (50)		1:13:37 (48)		1:18:08 (49)		1:22:40 (68)
21	4:33	22	25	23	4:06	24	4:38	25	4:44	26	4:59	27	5:32	28	9:23	29	5:30	30	4:23
	1:27:13 (67)		1:27:38 (65)		1:31:44 (69)		1:36:22 (69)		1:41:06 (69)		1:46:05 (69)		1:51:37 (46)		2:01:00 (47)		2:06:30 (69)		2:10:53 (45)
31	3:15																		
	2:14:08 (45)																		

Oleksandra SHAFAR

UKR 5 Jan 88 **DNF**

1	3:45	2	3:37	3	3:44	4	3:44	5	3:48	6	3:49	7	3:51	8	3:54	9	3:53	10	3:51
	3:45 (29)		7:22 (22)		11:06 (15)		14:50 (29)		18:38 (34)		22:27 (35)		26:18 (36)		30:12 (35)		34:05 (34)		37:56 (38)
11	3:58	12	3:58																
	41:54 (40)		45:52 (41)																

Shure DEMISE

ETH 21 Jan 96 **DNF**

1	3:45	2	3:36	3	3:45	4	3:33	5	3:44	6	3:37	7	3:43	8	3:47	9	3:51	10	3:53
	3:45 (22)		7:21 (8)		11:06 (14)		14:39 (9)		18:23 (14)		22:00 (15)		25:43 (17)		29:30 (17)		33:21 (24)		37:14 (24)
11	4:00	12	4:07	13	4:09	14	3:53	15	3:51	16	4:24								
	41:14 (23)		45:21 (26)		49:30 (30)		53:23 (28)		57:14 (27)		1:01:38 (27)								

Mariya KOROBITSKAYA

KGZ 10 May 90 **DNF**

1	3:40	2	3:38	3	3:45	4	3:37	5	3:43	6	3:36	7	3:42	8	3:43	9	3:48	10	3:48
	3:40 (2)		7:18 (2)		11:03 (5)		14:40 (15)		18:23 (11)		21:59 (12)		25:41 (16)		29:24 (14)		33:12 (17)		37:00 (21)

Dan LI

CHN 1 May 95 **DNF**

1	3:45	2	3:37	3	3:46	4	3:40	5	3:48	6	3:48	7	3:48	8	3:47	9	4:08	10	3:57
	3:45 (23)		7:22 (20)		11:08 (23)		14:48 (25)		18:36 (30)		22:24 (34)		26:12 (32)		29:59 (29)		34:07 (41)		38:04 (45)
11	3:53	12	3:52	13	3:55	14	3:58	15	4:01	16	3:59	17	4:01	18	4:20	19	4:47	20	6:22
	41:57 (42)		45:49 (38)		49:44 (36)		53:42 (36)		57:43 (36)		1:01:42 (30)		1:05:43 (27)		1:10:03 (33)		1:14:50 (36)		1:21:12 (62)

Clementine MUKANDANGA

RWA 8 Dec 85 **DNF**

1	3:44	2	3:37	3	3:46	4	3:36	5	3:41	6	3:42	7	3:55	8	4:06	9	4:13		
	3:44 (11)		7:21 (6)		11:07 (19)		14:43 (18)		18:24 (19)		22:06 (23)		26:01 (27)		30:07 (34)		34:20 (49)		

Sasha GOLLISH

CAN 27 Dec 81 **DNF**

1	3:47	2	3:48	3	3:47	4	3:48	5	3:49	6	3:50	7	3:50	8	3:56	9	3:54	10	3:53
	3:47 (58)		7:35 (58)		11:22 (56)		15:10 (56)		18:59 (55)		22:49 (54)		26:39 (53)		30:35 (52)		34:29 (51)		38:22 (49)
11	3:57	12	3:57	13	3:53	14	3:56	15	4:03	16	4:01	17	4:02	18	4:06	19	4:05	20	4:09
	42:19 (47)		46:16 (46)		50:09 (43)		54:05 (39)		58:08 (38)		1:02:09 (37)		1:06:11 (35)		1:10:17 (34)		1:14:22 (33)		1:18:31 (51)
21	12:18	22	2:14																
	1:30:49 (69)		1:33:03 (67)																

Ruti AGA

ETH 16 Jan 94 **DNF**

1	3:45	2	3:37	3	3:44	4	3:33	5	3:43	6	3:36	7	3:36	8	3:32	9	3:54	10	3:44
	3:45 (20)		7:22 (12)		11:06 (13)		14:39 (6)		18:22 (7)		21:58 (4)		25:34 (4)		29:06 (2)		33:00 (3)		36:44 (3)
11	3:16	12	3:28	13	3:35														
	40:00 (4)		43:28 (3)		47:03 (4)														



RACE ANALYSIS
Marathon Women

Giovanna EPIS

ITA 11 Oct 88 **DNF**

1	3:45	2	3:40	3	3:46	4	3:43	5	3:44	6	3:46	7	3:48	8	3:48	9	3:50	10	3:53
	3:45 (25)		7:25 (36)		11:11 (30)		14:54 (33)		18:38 (35)		22:24 (32)		26:12 (33)		30:00 (31)		33:50 (30)		37:43 (30)
11	3:55	12	3:57	13	3:59	14	4:03	15	4:05	16	4:03	17	4:04	18	4:08	19	4:08	20	4:15
	41:38 (30)		45:35 (33)		49:34 (32)		53:37 (31)		57:42 (30)		1:01:45 (34)		1:05:49 (33)		1:09:57 (31)		1:14:05 (32)		1:18:20 (49)
21	4:19	22	25	23	4:01	24	4:20	25	4:27	26	4:33	27	4:43	28	4:46	29	4:49		
	1:22:39 (51)		1:23:04 (51)		1:27:05 (55)		1:31:25 (56)		1:35:52 (56)		1:40:25 (56)		1:45:08 (33)		1:49:54 (35)		1:54:43 (58)		

Roza DEREJE

ETH 9 May 97 **DNF**

1	3:44	2	3:37	3	3:43	4	3:35	5	3:43	6	3:36	7	3:38	8	18:53
	3:44 (5)		7:21 (5)		11:04 (8)		14:39 (2)		18:22 (6)		21:58 (6)		25:36 (8)		44:29 (68)

Lonah Chemtai SALPETER

ISR 12 Dec 88 **DNF**

1	3:44	2	3:37	3	3:42	4	3:36	5	3:42	6	3:37	7	3:36	8	3:38	9	3:48	10	3:45
	3:44 (8)		7:21 (10)		11:03 (7)		14:39 (5)		18:21 (1)		21:58 (2)		25:34 (5)		29:12 (8)		33:00 (4)		36:45 (5)
11	3:38	12	3:36	13	3:39	14	3:38	15	3:42	16	3:44	17	3:40	18	3:38	19	3:40	20	3:39
	40:23 (8)		43:59 (8)		47:38 (8)		51:16 (7)		54:58 (6)		58:42 (7)		1:02:22 (7)		1:06:00 (6)		1:09:40 (6)		1:13:19 (24)
21	3:35	22	21	23	3:15	24	3:39	25	3:30	26	3:38	27	3:42	28	3:44	29	3:46	30	3:47
	1:16:54 (25)		1:17:15 (25)		1:20:30 (29)		1:24:09 (29)		1:27:39 (29)		1:31:17 (29)		1:34:59 (5)		1:38:43 (5)		1:42:29 (28)		1:46:16 (5)
31	3:46	32	3:46	33	20:38														
	1:50:02 (5)		1:53:48 (5)		2:14:26 (36)														

Hiruni Kesara WIJAYARATNE

SRI 5 Dec 90 **DNF**

1	3:45	2	3:38	3	3:50	4	3:46	5	3:53	6	3:51	7	4:02	8	4:06	9	4:05	10	4:13
	3:45 (32)		7:23 (29)		11:13 (38)		14:59 (43)		18:52 (48)		22:43 (50)		26:45 (54)		30:51 (57)		34:56 (57)		39:09 (58)
11	4:06	12	4:09	13	4:06	14	4:08	15	4:18	16	4:17	17	4:17	18	4:20	19	4:26	20	4:24
	43:15 (57)		47:24 (57)		51:30 (52)		55:38 (50)		59:56 (51)		1:04:13 (50)		1:08:30 (48)		1:12:50 (47)		1:17:16 (46)		1:21:40 (63)
21	4:16	22	26																
	1:25:56 (62)		1:26:22 (60)																

Matea PARLOV KOŠTRO

CRO 2 Jun 92 **DNF**

1	3:46	2	3:37	3	3:46	4	3:41	5	3:45	6	3:49	7	3:48	8	3:48	9	3:50	10	3:53
	3:46 (43)		7:23 (30)		11:09 (25)		14:50 (27)		18:35 (29)		22:24 (31)		26:12 (31)		30:00 (30)		33:50 (31)		37:43 (32)
11	3:55	12	3:57	13	3:59	14	4:03	15	4:05	16	4:03	17	4:03	18	4:09	19	4:06	20	4:04
	41:38 (31)		45:35 (35)		49:34 (34)		53:37 (33)		57:42 (32)		1:01:45 (33)		1:05:48 (32)		1:09:57 (30)		1:14:03 (31)		1:18:07 (47)
21	4:07	22	24	23	3:45	24	4:13	25	4:15	26	4:19	27	4:20	28	4:22	29	4:20	30	4:20
	1:22:14 (48)		1:22:38 (48)		1:26:23 (50)		1:30:36 (51)		1:34:51 (50)		1:39:10 (50)		1:43:30 (27)		1:47:52 (27)		1:52:12 (49)		1:56:32 (27)
31	4:23	32	4:25	33	4:26	34	15:44	35	3:18	36	3:30								
	2:00:55 (27)		2:05:20 (27)		2:09:46 (25)		2:25:30 (40)		2:28:48 (40)		2:32:18 (38)								

Tish JONES

GBR 7 Sep 85 **DNS**

Nikolina ŠUSTIĆ

CRO 24 Jul 87 **DNS**

NOTE	<input checked="" type="checkbox"/>	Yellow Card - BIB 1585 - 240.8(h) Taking refreshment out of official station \ Taking refreshment of another athlete
	<input checked="" type="checkbox"/>	Yellow Card - BIB 375 - 144.2 Giving Assistance



SUMMARY



3000 Metres Steeplechase Women - Round 1

First 3 in each heat (Q) and the next 6 fastest (q) advance to the Final

RECORDS	RESULT	NAME	COUNTRY	AGE	VENUE	DATE
World Record WR	8:44.32	Beatrice CHEPKOECH	KEN	27	Monaco (MON)	20 Jul 2018
Championships Record CR	9:02.58	Emma COBURN	USA	27	London (Olympic Stadium)	11 Aug 2017
World Leading WL	8:55.58	Beatrice CHEPKOECH	KEN	28	Palo Alto, CA (USA)	30 Jun 2019
Area Record AR		National Record NR		Personal Best PB		Season Best SB

27 September 2019

RANK	PLACE	HEAT	BIB	NAME	COUNTRY	DATE of BIRTH	RESULT	
1	1	2		Beatrice CHEPKOECH	KEN	6 Jul 91	9:18.01	Q
2	2	2		Courtney FRERICHS	USA	18 Jan 93	9:18.42	Q
3	3	2		Gesa Felicitas KRAUSE	GER	3 Aug 92	9:18.82	Q
4	4	2		Anna Emilie MØLLER	DEN	28 Jul 97	9:18.92	q NR
5	1	1		Peruth CHEMUTAI	UGA	10 Jul 99	9:21.98	Q
6	2	1		Emma COBURN	USA	19 Oct 90	9:23.40	Q
7	3	1		Celliphine Chepteek CHESPOL	KEN	23 Mar 99	9:24.22	Q
8	4	1		Mekides ABEBE	ETH	29 Jul 01	9:27.61	q PB
9	5	1		Genevieve GREGSON	AUS	4 Aug 89	9:27.74	q SB
10	5	2		Luiza GEGA	ALB	5 Nov 88	9:28.32	q
11	6	1		Karoline Bjerkeli GRØVDAL	NOR	14 Jun 90	9:28.84	q
12	1	3		Hyvin KIYENG	KEN	13 Jan 92	9:29.15	Q
13	2	3		Winfred Mutile YAVI	BRN	31 Dec 99	9:29.40	Q
14	3	3		Maruša MIŠMAŠ	SLO	24 Oct 94	9:29.68	Q
15	7	1		Geneviève LALONDE	CAN	5 Sep 91	9:30.01	q
16	6	2		Elizabeth BIRD	GBR	4 Oct 94	9:30.13	PB
17	7	2		Allie OSTRANDER	USA	24 Dec 96	9:30.85	PB
18	4	3		Fancy CHERONO	KEN	2 Aug 01	9:32.34	
19	5	3		Yekaterina IVONINA	ANA	14 Jun 94	9:35.59	SB
20	6	3		Irene SÁNCHEZ-ESCRIBANO	ESP	25 Aug 92	9:37.34	
21	8	1		Aimee PRATT	GBR	3 Oct 97	9:38.91	PB
22	7	3		Zerfe WONDEMAGEGN	ETH	26 Oct 02	9:40.92	
23	9	1		Shuangshuang XU	CHN	6 Apr 96	9:42.23	
24	10	1		Adva COHEN	ISR	24 Mar 96	9:42.92	
25	8	3		Xinyan ZHANG	CHN	9 Feb 94	9:43.75	
26	11	1		Anna TROPINA	ANA	3 Nov 98	9:44.06	
27	8	2		Paige CAMPBELL	AUS	27 Jun 96	9:44.80	PB
28	12	1		Alicja KONIECZEK	POL	2 Nov 94	9:44.96	
29	9	3		Belén CASETTA	ARG	26 Sep 94	9:45.07	
30	9	2		Michelle FINN	IRL	16 Dec 89	9:47.44	
31	10	3		Marwa BOUZAYANI	TUN	26 Mar 97	9:47.78	
32	13	1		Özlem KAYA	TUR	20 Apr 90	9:48.08	
33	11	3		Regan YEE	CAN	4 Jul 95	9:48.56	
34	12	3		Rosie CLARKE	GBR	17 Nov 91	9:49.18	
35	10	2		Lomi MULETA	ETH	29 Nov 01	9:49.28	
36	13	3		Georgia WINKCUP	AUS	9 May 97	9:50.21	
37	11	2		Viktória WAGNER-GYÜRKÉS	HUN	15 Oct 92	9:52.11	
38	12	2		Camilla RICHARDSSON	FIN	14 Sep 93	9:53.06	
39	13	2		Reimi YOSHIMURA	JPN	22 Apr 00	9:55.72	
40	14	2		Maria BERNARD-GALEA	CAN	6 Apr 93	9:57.03	

SUMMARY
3000 Metres Steeplechase Women - Round 1

27 September 2019

RANK	PLACE	HEAT	BIB	NAME	COUNTRY	DATE of BIRTH	RESULT
41	14	1		Ophélie CLAUDE-BOXBERGER	FRA	18 Oct 88	10:05.10
42	15	2		Tuğba GÜVENÇ	TUR	9 Jul 94	10:13.79
		3		Colleen QUIGLEY	USA	20 Nov 92	DNS

ALL-TIME TOP LIST				SEASON TOP LIST			
RESULT	NAME	VENUE	DATE	RESULT	NAME	VENUE	2019
8:44.32	Beatrice CHEPKOECH (KEN)	Monaco (MON)	20 Jul 18	8:55.58	Beatrice CHEPKOECH (KEN)	Palo Alto, CA (USA)	30 Jun
8:52.78	Ruth JEBET (BRN)	Paris Saint-Denis (Stade de France)	27 Aug 16	9:03.71	Norah JERUTO (KEN)	Oslo (NOR)	13 Jun
8:58.78	Celliphine Chepteek CHESPOL (KEN)	Hayward Field, OR	26 May 17	9:03.83	Hyvin KIYENG (KEN)	Zürich (SUI)	29 Aug
8:58.81	Gulnara SAMITOVA-GALKINA (RUS)	National Stadium	17 Aug 08	9:04.90	Emma COBURN (USA)	Palo Alto, CA (USA)	30 Jun
8:59.62	Norah JERUTO (KEN)	Bruxelles (BEL)	31 Aug 18	9:06.66	Daisy JEPKEMEI (KEN)	Zürich (SUI)	29 Aug
9:00.01	Hyvin KIYENG (KEN)	Eugene (Hayward Field), OR	28 May 16	9:06.76	Celliphine Chepteek CHESPOL (KEN)	Birmingham (GBR)	18 Aug
9:00.85	Courtney FRERICHS (USA)	Monaco (MON)	20 Jul 18	9:07.23	Winfred Mutile YAVI (BRN)	Birmingham (GBR)	18 Aug
9:02.58	Emma COBURN (USA)	London (Olympic Stadium)	11 Aug 17	9:07.51	Gesa Felicitas KRAUSE (GER)	Zürich (SUI)	29 Aug
9:05.36	Habiba GHRIBI (TUN)	Bruxelles (Boudewijnstadion)	11 Sep 15	9:09.75	Courtney FRERICHS (USA)	Palo Alto, CA (USA)	30 Jun
9:06.57	Yekaterina VOLKOVA (RUS)	Osaka (Nagai Stadium)	27 Aug 07	9:11.41	Colleen QUIGLEY (USA)	Palo Alto, CA (USA)	30 Jun

RESULTS



3000 Metres Steeplechase Women - Round 1

First 3 in each heat (Q) and the next 6 fastest (q) advance to the Final

RECORDS	RESULT NAME	COUNTRY	AGE	VENUE	DATE
World Record WR	8:44.32 Beatrice CHEPKOECH	KEN	27	Monaco (MON)	20 Jul 2018
Championships Record CR	9:02.58 Emma COBURN	USA	27	London (Olympic Stadium)	11 Aug 2017
World Leading WL	8:55.58 Beatrice CHEPKOECH	KEN	28	Palo Alto, CA (USA)	30 Jun 2019
Area Record AR	National Record NR	Personal Best PB	Season Best SB		

Heat 1 **3** 27 September 2019 18:56 START TIME 25° C TEMPERATURE 67% HUMIDITY

PLACE	NAME	COUNTRY	DATE OF BIRTH	ORDER	RESULT	
1	Peruth CHEMUTAI	UGA	10 Jul 99	1	9:21.98	Q
2	Emma COBURN	USA	19 Oct 90	9	9:23.40	Q
3	Celliphine Cheptek CHESPOL	KEN	23 Mar 99	13	9:24.22	Q
4	Mekides ABEBE	ETH	29 Jul 01	5	9:27.61	q PB
5	Genevieve GREGSON	AUS	4 Aug 89	8	9:27.74	q SB
6	Karoline Bjerkeli GRØVDAL	NOR	14 Jun 90	7	9:28.84	q
7	Geneviève LALONDE	CAN	5 Sep 91	12	9:30.01	q
8	Aimee PRATT	GBR	3 Oct 97	14	9:38.91	PB
9	Shuangshuang XU	CHN	6 Apr 96	11	9:42.23	
10	Adva COHEN	ISR	24 Mar 96	2	9:42.92	
11	Anna TROPINA	ANA	3 Nov 98	10	9:44.06	
12	Alicja KONIECZEK	POL	2 Nov 94	4	9:44.96	
13	Özlem KAYA	TUR	20 Apr 90	3	9:48.08	
14	Ophélie CLAUDE-BOXBERGER	FRA	18 Oct 88	6	10:05.10	

INTERMEDIATE TIMES

1000m	3:09.42 Shuangshuang XU	2000m	6:19.61 Peruth CHEMUTAI
-------	-------------------------	-------	-------------------------

Heat 2 **3** 27 September 2019 19:11 START TIME 25° C TEMPERATURE 67% HUMIDITY

PLACE	NAME	COUNTRY	DATE OF BIRTH	ORDER	RESULT	
1	Beatrice CHEPKOECH	KEN	6 Jul 91	10	9:18.01	Q
2	Courtney FRERICHS	USA	18 Jan 93	12	9:18.42	Q
3	Gesa Felicitas KRAUSE	GER	3 Aug 92	2	9:18.82	Q
4	Anna Emilie MØLLER	DEN	28 Jul 97	14	9:18.92	q NR
5	Luiza GEGA	ALB	5 Nov 88	5	9:28.32	q
6	Elizabeth BIRD	GBR	4 Oct 94	7	9:30.13	PB
7	Allie OSTRANDER	USA	24 Dec 96	6	9:30.85	PB
8	Paige CAMPBELL	AUS	27 Jun 96	4	9:44.80	PB
9	Michelle FINN	IRL	16 Dec 89	8	9:47.44	
10	Lomi MULETA	ETH	29 Nov 01	3	9:49.28	
11	Viktória WAGNER-GYÜRKÉS	HUN	15 Oct 92	13	9:52.11	
12	Camilla RICHARDSSON	FIN	14 Sep 93	1	9:53.06	
13	Reimi YOSHIMURA	JPN	22 Apr 00	9	9:55.72	
14	Maria BERNARD-GALEA	CAN	6 Apr 93	15	9:57.03	
15	Tuğba GÜVENÇ	TUR	9 Jul 94	11	10:13.79	

INTERMEDIATE TIMES

1000m	3:08.71 Beatrice CHEPKOECH	2000m	6:16.33 Beatrice CHEPKOECH
-------	----------------------------	-------	----------------------------



RESULTS
3000 Metres Steeplechase Women - Round 1

Heat 3

3

27 September 2019

19:27 START TIME

25° C
TEMPERATURE

67 %
HUMIDITY

PLACE	NAME	COUNTRY	DATE of BIRTH	ORDER	RESULT	
1	Hyvin KIYENG	KEN	13 Jan 92	13	9:29.15	Q
2	Winfred Mutile YAVI	BRN	31 Dec 99	14	9:29.40	Q
3	Maruša MIŠMAŠ	SLO	24 Oct 94	3	9:29.68	Q
4	Fancy CHERONO	KEN	2 Aug 01	8	9:32.34	
5	Yekaterina IVONINA	ANA	14 Jun 94	1	9:35.59	SB
6	Irene SÁNCHEZ-ESCRIBANO	ESP	25 Aug 92	6	9:37.34	
7	Zerfe WONDEMAGEGN	ETH	26 Oct 02	7	9:40.92	
8	Xinyan ZHANG	CHN	9 Feb 94	12	9:43.75	
9	Belén CASSETTA	ARG	26 Sep 94	4	9:45.07	
10	Marwa BOUZAYANI	TUN	26 Mar 97	5	9:47.78	
11	Regan YEE	CAN	4 Jul 95	2	9:48.56	
12	Rosie CLARKE	GBR	17 Nov 91	9	9:49.18	
13	Georgia WINKCUP	AUS	9 May 97	10	9:50.21	
	Colleen QUIGLEY	USA	20 Nov 92	11	DNS	

INTERMEDIATE TIMES

1000m 3:11.35 Hyvin KIYENG 2000m 6:25.11 Hyvin KIYENG

ALL-TIME TOP LIST

RESULT	NAME	VENUE	DATE
8:44.32	Beatrice CHEPKOECH (KEN)	Monaco (MON)	20 Jul 18
8:52.78	Ruth JEBET (BRN)	Paris Saint-Denis (Stade de France)	27 Aug 16
8:58.78	Celliphine Chepteek CHESPOL (KEN)	Hayward Field, OR	26 May 17
8:58.81	Gulnara SAMITOVA-GALKINA (RUS)	(National Stadium)	17 Aug 08
8:59.62	Norah JERUTO (KEN)	Bruxelles (BEL)	31 Aug 18
9:00.01	Hyvin KIYENG (KEN)	Eugene (Hayward Field), OR	28 May 16
9:00.85	Courtney FRERICHS (USA)	Monaco (MON)	20 Jul 18
9:02.58	Emma COBURN (USA)	London (Olympic Stadium)	11 Aug 17
9:05.36	Habiba GHRIBI (TUN)	Bruxelles (Boudewijnstadion)	11 Sep 15
9:06.57	Yekaterina VOLKOVA (RUS)	Osaka (Nagai Stadium)	27 Aug 07

SEASON TOP LIST

RESULT	NAME	VENUE	2019
8:55.58	Beatrice CHEPKOECH (KEN)	Palo Alto, CA (USA)	30 Jun
9:03.71	Norah JERUTO (KEN)	Osto (NOR)	13 Jun
9:03.83	Hyvin KIYENG (KEN)	Zürich (SUI)	29 Aug
9:04.90	Emma COBURN (USA)	Palo Alto, CA (USA)	30 Jun
9:06.66	Daisy JEPKEMEI (KEN)	Zürich (SUI)	29 Aug
9:06.76	Celliphine Chepteek CHESPOL (KEN)	Birmingham (GBR)	18 Aug
9:07.23	Winfred Mutile YAVI (BRN)	Birmingham (GBR)	18 Aug
9:07.51	Gesa Felicitas KRAUSE (GER)	Zürich (SUI)	29 Aug
9:09.75	Courtney FRERICHS (USA)	Palo Alto, CA (USA)	30 Jun
9:11.41	Colleen QUIGLEY (USA)	Palo Alto, CA (USA)	30 Jun

SUMMARY



High Jump Women - Qualification

With qualifying standard of 1.94 (Q) or at least the 12 best performers (q) advance to the Final

RECORDS	RESULT	NAME	COUNTRY	AGE	VENUE	DATE
World Record WR	2.09	Stefka KOSTADINOVA	BUL	22	Roma (Stadio Olimpico)	30 Aug 1987
Championships Record CR	2.09	Stefka KOSTADINOVA	BUL	22	Roma (Stadio Olimpico)	30 Aug 1987
World Leading WL	2.06	Mariya LASITSKENE	ANA	26	Ostrava (CZE)	20 Jun 2019
Area Record AR		National Record NR		Personal Best PB		Season Best SB

27 September 2019

RANK	PLACE	GROUP	BIB	NAME	COUNTRY	DATE of BIRTH	RESULT	
1	1	B		Karyna DEMIDIK	BLR	10 Feb 99	1.94	Q
1	1	A		Vashti CUNNINGHAM	USA	18 Jan 98	1.94	Q
3	2	A		Mariya LASITSKENE	ANA	14 Jan 93	1.94	Q
4	3	A		Imke ONNEN	GER	17 Aug 94	1.94	Q
4	3	A		Yaroslava MAHUCHIKH	UKR	19 Sep 01	1.94	Q
6	5	A		Mirela DEMIREVA	BUL	28 Sep 89	1.94	Q
7	2	B		Kamila LIĆWINKO	POL	22 Mar 86	1.94	Q
8	3	B		Svetlana RADZIVIL	UZB	17 Jan 87	1.94	Q SB
9	4	B		Yuliya LEVCHENKO	UKR	28 Nov 97	1.92	q
9	6	A		Tynita BUTTS	USA	10 Jun 90	1.92	q PB
11	7	A		Claire ORCEL	BEL	2 Dec 97	1.92	q
12	8	A		Ana ŠIMIĆ	CRO	5 May 90	1.92	q
13	5	B		Levern SPENCER	LCA	23 Jun 84	1.92	
14	9	A		Alessia TROST	ITA	8 Mar 93	1.92	
15	6	B		Nicola MCDERMOTT	AUS	28 Dec 96	1.89	
16	10	A		Maruša ČERNJUL	SLO	30 Jun 92	1.89	
17	7	B		Elena VALLORTIGARA	ITA	21 Sep 91	1.89	
18	8	B		Erika KINSEY	SWE	10 Mar 88	1.85	
18	8	B		Inika MCPHERSON	USA	29 Sep 86	1.85	
18	11	A		Marija VUKOVIĆ	MNE	21 Jan 92	1.85	
18	11	A		Morgan LAKE	GBR	12 May 97	1.85	
22	10	B		Airiné PALŠYTĖ	LTU	13 Jul 92	1.85	
23	11	B		Iryna GERASHCHENKO	UKR	10 Mar 95	1.85	
24	12	B		María Fernanda MURILLO	COL	21 Jan 99	1.85	
24	13	A		Daniela STANCIU	ROU	15 Oct 87	1.85	
26	14	A		Nadiya DUSANOVA	UZB	17 Nov 87	1.80	
27	13	B		Christina HONSEL	GER	7 Jul 97	1.80	
28	14	B		Ella JUNNILA	FIN	6 Dec 98	1.80	
29	15	A		Alysha BURNETT	AUS	4 Jan 97	1.70	
29	15	B		Erika Nonhlanhla SEYAMA	SWZ	19 Jan 94	1.70	

SUMMARY
High Jump Women - Qualification

27 September 2019

RANK	PLACE	GROUP	BIB	NAME	COUNTRY	DATE of BIRTH	RESULT
ALL-TIME TOP LIST							
RESULT	NAME	VENUE	DATE				
2.09	Stefka KOSTADINOVA (BUL)	Roma (Stadio Olimpico)	30 Aug 87				
2.08	Blanka VLAŠIĆ (CRO)	Zagreb	31 Aug 09				
2.07	Lyudmila ANDONOVA (BUL)	Berlin	20 Jul 84				
2.07	Anna CHICHEROVA (RUS)	Cheboksary	22 Jul 11				
2.06	Kajsa BERGQVIST (SWE)	Eberstadt	26 Jul 03				
2.06	Hestrie CLOETE (RSA)	Paris Saint-Denis (Stade de France)	31 Aug 03				
2.06	Yelena SLESARENKO (RUS)	Athína (Olympic Stadium)	28 Aug 04				
2.06	Ariane FRIEDRICH (GER)	Berlin (Olympiastadion)	14 Jun 09				
2.06	Mariya LASITSKENE (ANA)	Lausanne (Pontaise)	6 Jul 17				
2.05	Tamara BYKOVA (URS)	Kyiv	22 Jun 84				
2.05	Heike HENKEL (GER)	Tokyo (Olympic Stadium)	31 Aug 91				
2.05	Inqa BABAKOVA (UKR)	Tokyo	15 Sep 95				
2.05	Tia HELLEBAUT (BEL)	Beijing (National Stadium)	23 Aug 08				
2.05	Chaunté LOWE (USA)	Des Moines (Drake Stadium), IA	26 Jun 10				
SEASON TOP LIST							
RESULT	NAME	VENUE	2019				
2.06	Mariya LASITSKENE (ANA)	Ostrava (CZE)	20 Jun				
2.02	Nafissatou THIAM (BEL)	Talence (FRA)	22 Jun				
2.02	Yuliya LEVCHENKO (UKR)	no National Olympic Stadium, Minsk (10 Sep				
2.00	Anna CHICHEROVA (RUS)	Moskva (RUS)	11 Jun				
2.00	Yaroslava MAHUCHIKH (UKR)	Palo Alto, CA (USA)	30 Jun				
2.00	Vashti CUNNINGHAM (USA)	Palo Alto, CA (USA)	30 Jun				
2.00	Karyna DEMIDIK (BLR)	Lausanne (Pontaise)	5 Jul				
1.99	Iryna GERASHCHENKO (UKR)	Rehlingen (GER)	9 Jun				
1.97	Mirela DEMIREVA (BUL)	Lausanne (Pontaise)	5 Jul				
1.96	Erika KINSEY (SWE)	Hengelo (NED)	9 Jun				
1.96	Nicola MCDERMOTT (AUS)	Ostrava (CZE)	20 Jun				
1.96	Marie-Laurence JUNGFLAISCH (GER)	Bühl (GER)	19 Jul				
1.96	Daniela STANCIU (ROU)	Pitesti (ROU)	31 Jul				

RESULTS



High Jump Women - Qualification

With qualifying standard of 1.94 (Q) or at least the 12 best performers (q) advance to the Final

RECORDS	RESULT NAME	COUNTRY	AGE	VENUE	DATE
World Record WR	2.09 Stefka KOSTADINOVA	BUL	22	Roma (Stadio Olimpico)	30 Aug 1987
Championships Record CR	2.09 Stefka KOSTADINOVA	BUL	22	Roma (Stadio Olimpico)	30 Aug 1987
World Leading WL	2.06 Mariya LASITSKENE	ANA	26	Ostrava (CZE)	20 Jun 2019
Area Record AR	National Record NR	Personal Best PB	Season Best SB		

Group A 27 September 2019 18:42 START TIME 25° C TEMPERATURE 67% HUMIDITY
20:19 END TIME 25° C 67%

PLACE	NAME	COUNTRY	DATE of BIRTH	ORDER	RESULT	1.70	1.80	1.85	1.89	1.92	1.94				
1	Vashti CUNNINGHAM	USA	18 Jan 98	2	1.94 Q	-	-	0	0	0	0				
2	Mariya LASITSKENE	ANA	14 Jan 93	8	1.94 Q	-	-	0	XO	0	0				
3	Yaroslava MAHUCHIKH	UKR	19 Sep 01	9	1.94 Q	-	0	XO	0	XO	0				
3	Imke ONNEN	GER	17 Aug 94	15	1.94 Q	-	0	0	0	XXO	0				
5	Mirela DEMIREVA	BUL	28 Sep 89	7	1.94 Q	-	-	0	0	XXO	XO				
6	Tynita BUTTS	USA	10 Jun 90	10	1.92 q PB	-	0	0	0	0	XXX				
7	Claire ORCEL	BEL	2 Dec 97	14	1.92 q	-	0	0	XO	0	XXX				
8	Ana ŠIMIĆ	CRO	5 May 90	4	1.92 q	-	0	0	0	XO	XXX				
9	Alessia TROST	ITA	8 Mar 93	5	1.92	-	0	0	0	XXO	XXX				
10	Maruša ČERNJUL	SLO	30 Jun 92	1	1.89	-	XO	0	0	XXX					
11	Morgan LAKE	GBR	12 May 97	13	1.85	-	0	0	XXX						
11	Marija VUKOVIĆ	MNE	21 Jan 92	12	1.85	-	0	0	XXX						
13	Daniela STANCIU	ROU	15 Oct 87	11	1.85	0	0	XXO	XXX						
14	Nadiya DUSANOVA	UZB	17 Nov 87	6	1.80	0	0	XXX							
15	Alysha BURNETT	AUS	4 Jan 97	3	1.70	XO	XXX								

RESULTS
High Jump Women - Qualification

Group B

27 September 2019 18:42 START TIME 25° C 67 %
20:12 END TIME TEMPERATURE HUMIDITY
25° C 67 %

PLACE	NAME	COUNTRY	DATE of BIRTH	ORDER	RESULT	1.70	1.80	1.85	1.89	1.92	1.94				
1	Karyna DEMIDIK	BLR	10 Feb 99	4	1.94 Q	-	0	0	0	0	0				
2	Kamila LIĆWINKO	POL	22 Mar 86	5	1.94 Q	-	-	0	0	XO	XXO				
3	Svetlana RADZIVIL	UZB	17 Jan 87	7	1.94 Q <small>SB</small>	-	0	XXO	0	XXO	XXO				
4	Yuliya LEVCHENKO	UKR	28 Nov 97	1	1.92 q	-	0	0	0	0	-				
5	Levern SPENCER	LCA	23 Jun 84	12	1.92	-	XO	0	XXO	XO	XXX				
6	Nicola MCDERMOTT	AUS	28 Dec 96	3	1.89	-	0	0	0	XXX					
7	Elena VALLORTIGARA	ITA	21 Sep 91	15	1.89	0	0	0	XO	XXX					
8	Erika KINSEY	SWE	10 Mar 88	14	1.85	-	0	0	XXX						
8	Inika MCPHERSON	USA	29 Sep 86	8	1.85	-	-	0	XXX						
10	Airiné PALŠYTĒ	LTU	13 Jul 92	2	1.85	-	XO	0	XXX						
11	Iryna GERASHCHENKO	UKR	10 Mar 95	11	1.85	-	0	XO	XXX						
12	María Fernanda MURILLO	COL	21 Jan 99	6	1.85	-	0	XXO	XXX						
13	Christina HONSEL	GER	7 Jul 97	10	1.80	0	XO	XXX							
14	Ella JUNNILA	FIN	6 Dec 98	13	1.80	XO	XO	XXX							
15	Erika Nonhlanhla SEYAMA	SWZ	19 Jan 94	9	1.70	XO	XXX								

ALL-TIME TOP LIST				SEASON TOP LIST			
RESULT	NAME	VENUE	DATE	RESULT	NAME	VENUE	2019
2.09	Stefka KOSTADINOVA (BUL)	Roma (Stadio Olimpico)	30 Aug 87	2.06	Mariya LASITSKENE (ANA)	Ostrava (CZE)	20 Jun
2.08	Blanka VLAŠIĆ (CRO)	Zagreb	31 Aug 09	2.02	Nafissatou THIAM (BEL)	Talence (FRA)	22 Jun
2.07	Lyudmila ANDONOVA (BUL)	Berlin	20 Jul 84	2.02	Yuliya LEVCHENKO (UKR)	no National Olympic Stadium, Minsk (10 Sep
2.07	Anna CHICHEROVA (RUS)	Cheboksary	22 Jul 11	2.00	Anna CHICHEROVA (RUS)	Moskva (RUS)	11 Jun
2.06	Kajsa BERGQVIST (SWE)	Eberstadt	26 Jul 03	2.00	Yaroslava MAHUCHIKH (UKR)	Palo Alto, CA (USA)	30 Jun
2.06	Hestrie CLOETE (RSA)	Paris Saint-Denis (Stade de France)	31 Aug 03	2.00	Vashti CUNNINGHAM (USA)	Palo Alto, CA (USA)	30 Jun
2.06	Yelena SLESARENKO (RUS)	Athína (Olympic Stadium)	28 Aug 04	2.00	Karyna DEMIDIK (BLR)	Lausanne (Pontaise)	5 Jul
2.06	Ariane FRIEDRICH (GER)	Berlin (Olympiastadion)	14 Jun 09	1.99	Iryna GERASHCHENKO (UKR)	Rehlingen (GER)	9 Jun
2.06	Mariya LASITSKENE (ANA)	Lausanne (Pontaise)	6 Jul 17	1.97	Mirela DEMIREVA (BUL)	Lausanne (Pontaise)	5 Jul
2.05	Tamara BYKOVA (URS)	Kyiv	22 Jun 84	1.96	Erika KINSEY (SWE)	Hengelo (NED)	9 Jun
2.05	Heike HENKEL (GER)	Tokyo (Olympic Stadium)	31 Aug 91	1.96	Nicola MCDERMOTT (AUS)	Ostrava (CZE)	20 Jun
2.05	Inga BABAKOVA (UKR)	Tokyo	15 Sep 95	1.96	Marie-Laurence JUNGFLAISCH (GER)	Bühl (GER)	19 Jul
2.05	Tia HELLEBAUT (BEL)	Beijing (National Stadium)	23 Aug 08	1.96	Daniela STANCIU (ROU)	Pitesti (ROU)	31 Jul
2.05	Chaunté LOWE (USA)	Des Moines (Drake Stadium), IA	26 Jun 10				

SUMMARY



Pole Vault Women - Qualification

With qualifying standard of 4.60 (Q) or at least the 12 best performers (q) advance to the Final

RECORDS	RESULT	NAME	COUNTRY	AGE	VENUE	DATE
World Record WR	5.06	Yelena ISINBAEVA	RUS	27	Zürich (Letzigrund)	28 Aug 2009
Championships Record CR	5.01	Yelena ISINBAEVA	RUS	23	Helsinki (Olympic Stadium)	12 Aug 2005
World Leading WL	4.91	Jennifer SUHR	USA	37	Austin, TX (USA)	30 Mar 2019
Area Record AR		National Record NR		Personal Best PB		Season Best SB

27 September 2019

RANK	PLACE	GROUP	BIB	NAME	COUNTRY	DATE of BIRTH	RESULT	
1	1	A		Alysha NEWMAN	CAN	29 Jun 94	4.60	Q
1	1	A		Anzhelika SIDOROVA	ANA	28 Jun 91	4.60	Q
1	1	A		Holly BRADSHAW	GBR	2 Nov 91	4.60	Q
1	1	A		Iryna ZHUK	BLR	26 Jan 93	4.60	Q
1	1	B		Katerina STEFANIDI	GRE	4 Feb 90	4.60	Q
1	1	A		Katie NAGEOTTE	USA	13 Jun 91	4.60	Q
1	1	B		Sandi MORRIS	USA	8 Jul 92	4.60	Q
8	3	B		Yarisley SILVA	CUB	1 Jun 87	4.60	Q
8	6	A		Nikoleta KIRIAKOPOULOU	GRE	21 Mar 86	4.60	Q
10	7	A		Ling LI	CHN	6 Jul 89	4.60	Q
11	4	B		Jennifer SUHR	USA	5 Feb 82	4.60	Q
11	4	B		Robeilys PEINADO	VEN	26 Nov 97	4.60	Q
11	8	A		Angelica MOSER	SUI	9 Oct 97	4.60	Q
14	9	A		Lisa RYZIH	GER	27 Sep 88	4.60	Q
15	6	B		Angelica BENGTTSSON	SWE	8 Jul 93	4.60	Q
16	7	B		Ninon GUILLON-ROMARIN	FRA	15 Apr 95	4.60	Q
17	8	B		Tina ŠUTEJ	SLO	7 Nov 88	4.60	Q
18	9	B		Nicole BÜCHLER	SUI	17 Dec 83	4.55	SB
19	10	B		Huiqin XU	CHN	4 Sep 93	4.50	
20	10	A		Fanny SMETS	BEL	21 Apr 86	4.50	
21	11	A		Maryna KYLYPKO	UKR	10 Nov 95	4.50	
22	11	B		Kelsie AHBE	CAN	6 Jul 91	4.35	
22	12	A		Romana MALÁČOVÁ	CZE	15 May 87	4.35	
22	12	A		Wilma MURTO	FIN	11 Jun 98	4.35	
25	12	B		Lene Onsrud RETZIUS	NOR	4 Jan 96	4.35	
25	14	A		Michaela MEIJER	SWE	30 Jul 93	4.35	
27	13	B		Alyona LUTKOVSKAYA	ANA	15 Mar 96	4.35	
28	14	B		Elizaveta PARNOVA	AUS	9 May 94	4.35	
29	15	B		Irina IVANOVA	ANA	19 Apr 96	4.35	
29	15	A		Roberta BRUNI	ITA	8 Mar 94	4.35	
31	16	A		Killiana HEYMANS	NED	24 Jan 97	4.20	
		B		Katharina BAUER	GER	12 Jun 90	NM	

SUMMARY
Pole Vault Women - Qualification

27 September 2019

RANK	PLACE	GROUP	BIB	NAME	COUNTRY	DATE of BIRTH	RESULT
ALL-TIME TOP LIST							
RESULT	NAME	VENUE	DATE				
5.06	Yelena ISINBAEVA (RUS)	Zürich (Letzigrund)	28 Aug 09				
5.00	Sandi MORRIS (USA)	Bruxelles (Boudewijnstadion)	9 Sep 16				
4.94	Eliza MCCARTNEY (NZL)	Jockgrim (GER)	17 Jul 18				
4.93	Jennifer SUHR (USA)	Austin, TX (USA)	14 Apr 18				
4.91	Yarisley SILVA (CUB)	Beckum (Jahnstadion)	2 Aug 15				
4.91	Katerina STEFANIDI (GRE)	London (Olympic Stadium)	6 Aug 17				
4.88	Svetlana FEOFANOVA (RUS)	Iràktio	4 Jul 04				
4.87	Fabiana MURER (BRA)	Bernardo do Campo (Arena Caixa)	3 Jul 16				
4.86	Anzhelika SIDOROVA (ANA)	Cheboksary (RUS)	25 Jul 19				
4.83	Stacy DRAGILA (USA)	Ostrava	8 Jun 04				
4.83	Anna ROGOWSKA (POL)	Bruxelles (Boudewijnstadion)	26 Aug 05				
4.83	Nikoleta KIRIAKOPOULOU (GRE)	enis (Stade de France)	4 Jul 15				
SEASON TOP LIST							
RESULT	NAME	VENUE	2019				
4.91	Jennifer SUHR (USA)	Austin, TX (USA)	30 Mar				
4.86	Anzhelika SIDOROVA (ANA)	Cheboksary (RUS)	25 Jul				
4.85	Eliza MCCARTNEY (NZL)	Hastings (NZL)	26 Jan				
4.85	Sandi MORRIS (USA)	Des Moines, IA (USA)	28 Jul				
4.83	Katerina STEFANIDI (GRE)	Patra (GRE)	28 Jul				
4.82	Katie NAGEOTTE (USA)	Lausanne (SUI)	4 Jul				
4.82	Alysha NEWMAN (CAN)	Stade Charléty, Paris (FRA)	24 Aug				
4.76	Anjelica BENGTTSSON (SWE)	Roma (ITA)	6 Jun				
4.75	Yarisley SILVA (CUB)	Lima (PER)	8 Aug				
4.73	Olivia GRUVER (USA)	Palo Alto, CA (USA)	29 Mar				
4.73	Holly BRADSHAW (GBR)	Alexander Stadium, Birmingham (GBR)	25 Aug				
4.73	Tina ŠUTEJ (SLO)	Velenje (SLO)	15 Sep				



RESULTS



Pole Vault Women - Qualification

With qualifying standard of 4.60 (Q) or at least the 12 best performers (q) advance to the Final

WIND READING INFORMATION UPDATED

RECORDS	RESULT NAME	COUNTRY	AGE	VENUE	DATE
World Record WR	5.06 Yelena ISINBAEVA	RUS	27	Zürich (Letzigrund)	28 Aug 2009
Championships Record CR	5.01 Yelena ISINBAEVA	RUS	23	Helsinki (Olympic Stadium)	12 Aug 2005
World Leading WL	4.91 Jennifer SUHR	USA	37	Austin, TX (USA)	30 Mar 2019
Area Record AR	National Record NR	Personal Best PB	Season Best SB		

Group A 27 September 2019 17:32 START TIME 25° C 67%
19:06 END TIME 25° C 67%

PLACE	NAME	COUNTRY	DATE of BIRTH	ORDER	RESULT	4.20	4.35	4.50	4.55	4.60					
1	Holly BRADSHAW	GBR	2 Nov 91	9	4.60 Q	-	-	-	-	0					
1	Katie NAGEOTTE	USA	13 Jun 91	8	4.60 Q	-	-	0	-	0					
1	Alysha NEWMAN	CAN	29 Jun 94	11	4.60 Q	-	0	0	-	0					
1	Anzhelika SIDOROVA	ANA	28 Jun 91	10	4.60 Q	-	-	-	-	0					
1	Iryna ZHUK	BLR	26 Jan 93	16	4.60 Q	-	0	0	-	0					
6	Nikoleta KIRIAKOPOULOU	GRE	21 Mar 86	7	4.60 Q	-	-	XO	-	0					
7	Ling LI	CHN	6 Jul 89	12	4.60 Q	-	0	XXO	-	0					
8	Angelica MOSER	SUI	9 Oct 97	2	4.60 Q	0	0	0	0	XO					
9	Lisa RYZIH	GER	27 Sep 88	15	4.60 Q	-	0	XO	-	XO					
10	Fanny SMETS	BEL	21 Apr 86	3	4.50	0	XO	0	XXX						
11	Maryna KYLYPKO	UKR	10 Nov 95	1	4.50	0	0	XXO	XXX						
12	Romana MALÁČOVÁ	CZE	15 May 87	13	4.35	0	0	XXX							
12	Wilma MURTO	FIN	11 Jun 98	5	4.35	0	0	XXX							
14	Michaela MEIJER	SWE	30 Jul 93	6	4.35	XO	0	XXX							
15	Roberta BRUNI	ITA	8 Mar 94	14	4.35	0	XXO	XXX							
16	Killiana HEYMANS	NED	24 Jan 97	4	4.20	0	XXX								

RESULTS
Pole Vault Women - Qualification

WIND READING INFORMATION UPDATED

Group B

27 September 2019 17:34 START TIME 25° C 67 %
19:14 END TIME 25° C 67 %
TEMPERATURE HUMIDITY

PLACE	NAME	COUNTRY	DATE of BIRTH	ORDER	RESULT	4.20	4.35	4.50	4.55	4.60						
1	Sandi MORRIS	USA	8 Jul 92	11	4.60 Q	-	-	0	-	0						
1	Katerina STEFANIDI	GRE	4 Feb 90	9	4.60 Q	-	-	-	-	0						
3	Yarisley SILVA	CUB	1 Jun 87	14	4.60 Q	-	-	0	XO	0						
4	Robeilys PEINADO	VEN	26 Nov 97	4	4.60 Q	0	0	0	0	XO						
4	Jennifer SUHR	USA	5 Feb 82	2	4.60 Q	-	-	-	-	XO						
6	Angelica BENGTTSSON	SWE	8 Jul 93	1	4.60 Q	-	-	0	-	XXO						
7	Ninon GUILLON-ROMARIN	FRA	15 Apr 95	15	4.60 Q	-	0	XO	-	XXO						
8	Tina ŠUTEJ	SLO	7 Nov 88	10	4.60 Q	0	0	0	XXO	XXO						
9	Nicole BÜCHLER	SUI	17 Dec 83	3	4.55 SB	-	0	XO	XO	XXX						
10	Huiqin XU	CHN	4 Sep 93	7	4.50	-	0	0	XXX							
11	Kelsie AHBE	CAN	6 Jul 91	6	4.35	0	0	XXX								
12	Lene Onsrud RETZIUS	NOR	4 Jan 96	12	4.35	XO	0	XXX								
13	Alyona LUTKOVSKAYA	ANA	15 Mar 96	13	4.35	0	XO	XXX								
14	Elizaveta PARNOVA	AUS	9 May 94	8	4.35	XO	XO	XXX								
15	Irina IVANOVA	ANA	19 Apr 96	5	4.35	0	XXO	XXX								
	Katharina BAUER	GER	12 Jun 90	16	NM	XXX										


ALL-TIME TOP LIST

RESULT	NAME	VENUE	DATE
5.06	Yelena ISINBAEVA (RUS)	Zürich (Letzigrund)	28 Aug 09
5.00	Sandi MORRIS (USA)	Bruxelles (Boudewijnstadion)	9 Sep 16
4.94	Eliza MCCARTNEY (NZL)	Jockgrim (GER)	17 Jul 18
4.93	Jennifer SUHR (USA)	Austin, TX (USA)	14 Apr 18
4.91	Yarisley SILVA (CUB)	Beckum (Jahnstadion)	2 Aug 15
4.91	Katerina STEFANIDI (GRE)	London (Olympic Stadium)	6 Aug 17
4.88	Svetlana FEOFANOVA (RUS)	Iráklio	4 Jul 04
4.87	Fabiana MURER (BRA)	Bernardo do Campo (Arena Caixa)	3 Jul 16
4.86	Anzhelika SIDOROVA (ANA)	Cheboksary (RUS)	25 Jul 19
4.83	Stacy DRAGILA (USA)	Ostrava	8 Jun 04
4.83	Anna ROGOWSKA (POL)	Bruxelles (Boudewijnstadion)	26 Aug 05
4.83	Nikoleta KIRIAKOPOULOU (GRE)	enis (Stade de France)	4 Jul 15

SEASON TOP LIST

RESULT	NAME	VENUE	2019
4.91	Jennifer SUHR (USA)	Austin, TX (USA)	30 Mar
4.86	Anzhelika SIDOROVA (ANA)	Cheboksary (RUS)	25 Jul
4.85	Eliza MCCARTNEY (NZL)	Hastings (NZL)	26 Jan
4.85	Sandi MORRIS (USA)	Des Moines, IA (USA)	28 Jul
4.83	Katerina STEFANIDI (GRE)	Patra (GRE)	28 Jul
4.82	Katie NAGEOTTE (USA)	Lausanne (SUI)	4 Jul
4.82	Alysha NEWMAN (CAN)	Stade Charléty, Paris (FRA)	24 Aug
4.76	Angelica BENGTTSSON (SWE)	Roma (ITA)	6 Jun
4.75	Yarisley SILVA (CUB)	Lima (PER)	8 Aug
4.73	Otivia GRUVER (USA)	Palo Alto, CA (USA)	29 Mar
4.73	Holly BRADSHAW (GBR)	Alexander Stadium, Birmingham (GBR)	25 Aug
4.73	Tina ŠUTEJ (SLO)	Velenje (SLO)	15 Sep

SUMMARY



Hammer Throw Women - Qualification

With qualifying standard of 72.00 (Q) or at least the 12 best performers (q) advance to the Final


RECORDS	RESULT	NAME	COUNTRY	AGE	VENUE	DATE
World Record WR	82.98	Anita WŁODARCZYK	POL	31	Warszawa (Stadion Narodowy)	28 Aug 2016
Championships Record CR	80.85	Anita WŁODARCZYK	POL	30	Beijing (National Stadium)	27 Aug 2015
World Leading WL	78.24	DeAnna PRICE	USA	26	Des Moines, IA (USA)	27 Jul 2019
Area Record AR		National Record NR		Personal Best PB		Season Best SB

27 September 2019

RANK	PLACE	GROUP	BIB	NAME	COUNTRY	DATE OF BIRTH	RESULT	
1	1	B		DeAnna PRICE	USA	8 Jun 93	73.77	Q
2	2	B		Zalina PETRIVSKAYA	MDA	5 Feb 88	73.40	Q
3	1	A		Joanna FIODOROW	POL	4 Mar 89	73.39	Q
4	3	B		Hanna SKYDAN	AZE	14 May 92	73.32	Q SB
5	2	A		Iryna KLYMETS	UKR	4 Oct 94	72.93	Q PB
6	3	A		Alexandra TAVERNIER	FRA	13 Dec 93	72.91	Q
7	4	B		Zheng WANG	CHN	14 Dec 87	72.65	Q
8	4	A		Hanna MALYSHIK	BLR	4 Feb 94	72.59	Q
9	5	B		Martina HRAŠNOVÁ	SVK	21 Mar 83	72.01	Q
10	5	A		Gwen BERRY	USA	29 Jun 89	71.72	q
11	6	B		Alena SOBALEVA	BLR	11 May 93	71.52	q SB
12	6	A		Na LUO	CHN	8 Oct 93	71.35	q
13	7	B		Malwina KOPRON	POL	16 Nov 94	70.46	
14	7	A		Julia RATCLIFFE	NZL	14 Jul 93	70.45	
15	8	B		Yelizaveta TSAREVA	ANA	26 Mar 93	70.35	
16	9	B		Anastasya KALAMOYETS	BLR	15 Jul 94	69.67	
17	8	A		Stamatia SCARVELIS	GRE	17 Aug 95	69.65	
18	10	B		Bianca Florentina GHELBER	ROU	1 Jun 90	68.65	
19	9	A		Sofiya PALKINA	ANA	9 Jun 98	68.53	
20	10	A		Brooke ANDERSEN	USA	23 Aug 95	68.46	
21	11	B		Krista TERVO	FIN	15 Nov 97	68.25	
22	12	B		Laura IGAUNE	LAT	10 Feb 88	67.77	
23	13	B		Réka GYURÁTZ	HUN	31 May 96	67.41	
24	14	B		Alona SHAMOTINA	UKR	27 Dec 95	67.30	
25	11	A		Tingting LIU	CHN	29 Oct 90	67.11	
26	12	A		Sara FANTINI	ITA	16 Sep 97	66.58	
27	13	A		Barbara ŠPILER	SLO	2 Jan 92	65.76	
28	14	A		Beatrice Nedberge LLANO	NOR	14 Dec 97	65.55	
29	15	B		Kateřina SAFRÁNKOVÁ	CZE	8 Jun 89	65.46	
30	15	A		Iryna NOVOZHYLOVA	UKR	7 Jan 86	65.31	

ALL-TIME TOP LIST				SEASON TOP LIST			
RESULT	NAME	VENUE	DATE	RESULT	NAME	VENUE	2019
82.98	Anita WŁODARCZYK (POL)	Marszawa (Stadion Narodowy)	28 Aug 16	78.24	DeAnna PRICE (USA)	Des Moines, IA (USA)	27 Jul
79.42	Betty HEIDLER (GER)	Halle	21 May 11	76.75	Brooke ANDERSEN (USA)	Rathdrum, ID (USA)	1 Jun
78.51	Tatyana LYSENKO (RUS)	Cheboksary	5 Jul 12	76.46	Gwen BERRY (USA)	Des Moines, IA (USA)	27 Jul
78.24	DeAnna PRICE (USA)	Des Moines, IA (USA)	27 Jul 19	76.26	Zheng WANG (CHN)	Shenyang (CHN)	10 Jul
77.78	Gwen BERRY (USA)	Chorzów (POL)	8 Jun 18	75.61	Anita WŁODARCZYK (POL)	Turku (FIN)	11 Jun
77.68	Zheng WANG (CHN)	Chengdu	29 Mar 14	75.43	Janeah STEWART (USA)	Bloomington, IN (USA)	22 Jun
77.33	Wenxiu ZHANG (CHN)	Incheon	28 Sep 14	75.23	Malwina KOPRON (POL)	Stadion Slaski, Chorzów (POL)	14 Sep
77.32	Oksana MIANKOVA (BLR)	Minsk (Stayki)	29 Jun 08	75.04	Maqqie EWEN (USA)	Des Moines, IA (USA)	27 Jul
77.26	Gulfiya KHANAFEYEVA (RUS)	Tula (Arsenal Stadium)	12 Jun 06	74.95	Hanna MALYSHIK (BLR)	Šamorín (SVK)	9 Mar
77.13	Oksana KONDRATYEVA (RUS)	Zhukovskiy (Meteor)	30 Jun 13	74.84	Alexandra TAVERNIER (FRA)	Chorzów (POL)	16 Jun

RESULTS



Hammer Throw Women - Qualification

With qualifying standard of 72.00 (Q) or at least the 12 best performers (q) advance to the Final

WIND READING INFORMATION UPDATED

RECORDS	RESULT	NAME	COUNTRY	AGE	VENUE	DATE
World Record WR	82.98	Anita WŁODARCZYK	POL	31	Warszawa (Stadion Narodowy)	28 Aug 2016
Championships Record CR	80.85	Anita WŁODARCZYK	POL	30	Beijing (National Stadium)	27 Aug 2015
World Leading WL	78.24	DeAnna PRICE	USA	26	Des Moines, IA (USA)	27 Jul 2019
Area Record AR		National Record NR		Personal Best PB		Season Best SB

Group A

27 September 2019 16:40 START TIME
17:19 END TIME
TEMPERATURE 25° C HUMIDITY 67 %
TEMPERATURE 25° C HUMIDITY 67 %

PLACE	NAME	COUNTRY	DATE OF BIRTH	ORDER	RESULT	1	2	3
1	Joanna FIODOROW	POL	4 Mar 89	14	73.39 Q	73.39		
2	Iryna KLYMETS	UKR	4 Oct 94	6	72.93 Q PB	71.51	72.93	
3	Alexandra TAVERNIER	FRA	13 Dec 93	5	72.91 Q	72.91		
4	Hanna MALYSHIK	BLR	4 Feb 94	10	72.59 Q	71.42	71.03	72.59
5	Gwen BERRY	USA	29 Jun 89	11	71.72 q	X	71.72	X
6	Na LUO	CHN	8 Oct 93	3	71.35 q	71.35	71.12	X
7	Julia RATCLIFFE	NZL	14 Jul 93	15	70.45	67.07	70.45	68.21
8	Stamatia SCARVELIS	GRE	17 Aug 95	9	69.65	66.53	67.82	69.65
9	Sofiya PALKINA	ANA	9 Jun 98	1	68.53	67.53	68.53	67.26
10	Brooke ANDERSEN	USA	23 Aug 95	4	68.46	66.73	68.46	X
11	Tingting LIU	CHN	29 Oct 90	7	67.11	X	66.91	67.11
12	Sara FANTINI	ITA	16 Sep 97	13	66.58	65.15	66.58	X
13	Barbara ŠPILER	SLO	2 Jan 92	8	65.76	65.55	X	65.76
14	Beatrice Nedberge LLANO	NOR	14 Dec 97	12	65.55	65.55	64.51	65.51
15	Iryna NOVOZHYZLOVA	UKR	7 Jan 86	2	65.31	60.66	65.31	63.63

Group B

27 September 2019 18:10 START TIME
18:48 END TIME
TEMPERATURE 25° C HUMIDITY 67 %
TEMPERATURE 25° C HUMIDITY 67 %

PLACE	NAME	COUNTRY	DATE OF BIRTH	ORDER	RESULT	1	2	3
1	DeAnna PRICE	USA	8 Jun 93	3	73.77 Q	73.77		
2	Zalina PETRIVSKAYA	MDA	5 Feb 88	1	73.40 Q	73.40		
3	Hanna SKYDAN	AZE	14 May 92	5	73.32 Q SB	X	70.86	73.32
4	Zheng WANG	CHN	14 Dec 87	13	72.65 Q	72.65		
5	Martina HRAŠNOVÁ	SVK	21 Mar 83	10	72.01 Q	71.85	72.01	
6	Alena SOBALEVA	BLR	11 May 93	4	71.52 q SB	70.26	70.28	71.52
7	Malwina KOPRON	POL	16 Nov 94	12	70.46	X	X	70.46
8	Yelizaveta TSAREVA	ANA	26 Mar 93	2	70.35	70.35	68.40	67.54
9	Anastasya KALAMOYETS	BLR	15 Jul 94	14	69.67	X	X	69.67
10	Bianca Florentina GHELBER	ROU	1 Jun 90	6	68.65	68.01	68.65	X
11	Krista TERVO	FIN	15 Nov 97	15	68.25	X	66.47	68.25
12	Laura IGAUNE	LAT	10 Feb 88	8	67.77	67.14	67.77	66.39
13	Réka GYURÁTZ	HUN	31 May 96	11	67.41	67.28	67.41	X
14	Alona SHAMOTINA	UKR	27 Dec 95	9	67.30	64.14	67.30	X
15	Kateřina SAFRÁNKOVÁ	CZE	8 Jun 89	7	65.46	62.65	63.55	65.46

ALL-TIME TOP LIST

RESULT	NAME	VENUE	DATE
82.98	Anita WŁODARCZYK (POL)	Marszawa (Stadion Narodowy)	28 Aug 16
79.42	Betty HEIDLER (GER)	Halle	21 May 11
78.51	Tatyana LYSENKO (RUS)	Cheboksary	5 Jul 12
78.24	DeAnna PRICE (USA)	Des Moines, IA (USA)	27 Jul 19
77.78	Gwen BERRY (USA)	Chorzów (POL)	8 Jun 18
77.68	Zheng WANG (CHN)	Chengdu	29 Mar 14
77.33	Wenxiu ZHANG (CHN)	Incheon	28 Sep 14
77.32	Oksana MIANKOVA (BLR)	Minsk (Stayki)	29 Jun 08
77.26	Gulfiya KHANAFEYEVA (RUS)	Tula (Arsenal Stadium)	12 Jun 06
77.13	Oksana KONDRATYEVA (RUS)	Zhukovskiy (Meteor)	30 Jun 13

SEASON TOP LIST

RESULT	NAME	VENUE	2019
78.24	DeAnna PRICE (USA)	Des Moines, IA (USA)	27 Jul
76.75	Brooke ANDERSEN (USA)	Rathdrum, ID (USA)	1 Jun
76.46	Gwen BERRY (USA)	Des Moines, IA (USA)	27 Jul
76.26	Zheng WANG (CHN)	Shenyang (CHN)	10 Jul
75.61	Anita WŁODARCZYK (POL)	Turku (FIN)	11 Jun
75.43	Janeah STEWART (USA)	Bloomington, IN (USA)	22 Jun
75.23	Malwina KOPRON (POL)	Stadion Slaski, Chorzów (POL)	14 Sep
75.04	Maggie EWEN (USA)	Des Moines, IA (USA)	27 Jul
74.95	Hanna MALYSHIK (BLR)	Šamorín (SVK)	9 Mar
74.84	Alexandra TAVERNIER (FRA)	Chorzów (POL)	16 Jun

MEDAL TABLE

FINAL

PLACE	COUNTRY	TOTAL	W	M	X	GOLD				SILVER				BRONZE			
						TOTAL	W	M	X	TOTAL	W	M	X	TOTAL	W	M	X
1	USA UNITED STATES	29	13	15	1	14	4	9	1	11	6	5	4	3	1		
2	KEN KENYA	11	6	5		5	3	2		2	2		4	1	3		
3	JAM JAMAICA	12	8	3	1	3	2	1		5	2	2	1	4	4		
4	CHN PR OF CHINA	9	9			3	3			3	3		3	3			
5	ETH ETHIOPIA	8	2	6		2		2		5	1	4	1	1			
6	GBR GREAT BRITAIN & N.I.	5	4	1		2	2			3	2	1					
7	GER GERMANY	6	4	2		2	1	1					4	3	1		
8	JPN JAPAN	3		3		2		2					1		1		
9	NED NETHERLANDS	2	2			2	2										
	UGA UGANDA	2	1	1		2	1	1									
11	POL POLAND	6	2	4		1		1		2	2		3		3		
12	BRN BAHRAIN	3	2		1	1	1			1	1		1		1		
	CUB CUBA	3	2	1		1	1			1	1		1		1		
	SWE SWEDEN	3		3		1		1		1	1		1		1		
15	BAH BAHAMAS	2	1	1		1		1		1	1						
16	QAT QATAR	2		2		1		1					1		1		
17	AUS AUSTRALIA	1	1			1	1										
	GRN GRENADA	1		1		1		1									
	NOR NORWAY	1		1		1		1									
	VEN VENEZUELA	1	1			1	1										
21	EST ESTONIA	2		2						2	2						
	UKR UKRAINE	2	2							2	2						
23	CAN CANADA	5		5						1	1		4		4		
24	BEL BELGIUM	2	1	1						1	1		1		1		
	COL COLOMBIA	2	1	1						1	1		1		1		
	FRA FRANCE	2		2						1	1		1		1		
27	ALG ALGERIA	1		1						1	1						
	BIH BOSNIA-HERZEGOVINA	1		1						1	1						
	POR PORTUGAL	1		1						1	1						
30	AUT AUSTRIA	2	1	1									2	1	1		
31	BUR BURKINA FASO	1		1									1		1		

PLACE	COUNTRY	TOTAL	W	M	X
31	CIV COTE D'IVOIRE	1	1		
	CRO CROATIA	1	1		
	ECU ECUADOR	1		1	
	GRE GREECE	1	1		
	HUN HUNGARY	1		1	
	ITA ITALY	1	1		
	MAR MOROCCO	1		1	
	NAM NAMIBIA	1	1		
	NZL NEW ZEALAND	1		1	
	NGR NIGERIA	1	1		
	ESP SPAIN	1		1	
	SUI SWITZERLAND	1	1		

GOLD				SILVER				BRONZE			
TOTAL	W	M	X	TOTAL	W	M	X	TOTAL	W	M	X
								1	1		
								1	1		
								1		1	
								1	1		
								1		1	
								1	1		
								1		1	
								1	1		
								1		1	
								1	1		



RECORDS SET

FINAL

Men

Men Total

0	2	9	9	37
---	---	---	---	----

100 Metres

1876	COLEMAN Christian - USA	9.76	f		WL	
269	DHAKAL Dinesh Kumar - BHU	11.64	p	4		NR
1387	LIFFA Stern Noel - MAW	10.72	p	4		NR

200 Metres

1351	HADID Nouredine - LBN	20.84	h	3		NR
2039	AL YAARI Ahmed - YEM	22.37	h	6		NR

400 Metres

536	ZAMBRANO Anthony José - COL	44.15	f			AR	NR
985	FRANCO Jessy - GIB	47.41	h	6			NR
1368	RABEARISON Todiasoa Franck - MAD	46.80	h	4			NR
222	GARDINER Steven - BAH	43.48	f				NR
536	ZAMBRANO Anthony José - COL	44.55	sf	3			NR

800 Metres

1871	BRAZIER Donavan - USA	1:42.34	f		CR	AR	NR
------	-----------------------	---------	---	--	----	----	----

1500 Metres

1532	LEWANDOWSKI Marcin - POL	3:31.46	f				NR
1707	BERGLUND Kalle - SWE	3:33.70	f				NR

10,000 Metres

1793	CHEPTEGEI Joshua - UGA	26:48.36	f			WL	
1085	CRIPPA Yemaneberhan - ITA	27:10.76	f				NR
394	AHMED Mohammed - CAN	26:59.35	f				NR

3000 Metres Steeplechase

1283	KIPRUTO Conseslus - KEN	8:01.35	f			WL	
1047	SABLE Avinash - IND	8:21.37	f				NR
1047	SABLE Avinash - IND	8:25.23	h	3			NR
703	GIRMA Lamecha - ETH	8:01.36	f				NR

110 Metres Hurdles

1679	JOSEPH Jason - SUI	13.39	h	2			NR
------	--------------------	-------	---	---	--	--	----

400 Metres Hurdles

105	LAHOULOU Abdelmalik - ALG	48.39	sf	2			NR
1667	ERCOLANI VOLTA Andrea - SMR	52.60	h	3			NR

High Jump

1596	BARSHIM Mutaz Essa - QAT	2.37	f			WL	
------	--------------------------	------	---	--	--	----	--

Long Jump

1159	GAYLE Tajay - JAM	8.69	f			WL	NR
------	-------------------	------	---	--	--	----	----

Triple Jump

390	ZANGO Hugues Fabrice - BUR	17.66	f			AR	NR
-----	----------------------------	-------	---	--	--	----	----

Shot Put

1908	KOVACS Joe - USA	22.91	f		CR	WL		
1504	WALSH Tomas - NZL	22.90	f				AR	NR

Discus Throw

578	PARELLIS Apostolos - CYP	66.32	f						NR
-----	--------------------------	-------	---	--	--	--	--	--	-----------

Javelin Throw

1512	NADEEM Arshad - PAK	81.52	q	B					NR
2071	RIVASZ-TÓTH Norbert - HUN	83.42	q	A					NR

4x100 Metres Relay

GBR	GREAT BRITAIN & NI - GBR	37.56	h	1			WL		
USA	UNITED STATES - USA	37.10	f				WL		NR
JPN	JAPAN - JPN	37.43	f					AR	NR
RSA	SOUTH AFRICA - RSA	37.65	h	2				AR	NR
BRA	BRAZIL - BRA	37.90	h	1				AR	NR
GBR	GREAT BRITAIN & NI - GBR	37.36	f					AR	NR
BRA	BRAZIL - BRA	37.72	f					AR	NR
CHN	PR OF CHINA - CHN	37.79	h	2					NR
NED	NETHERLANDS - NED	37.91	h	2					NR
ITA	ITALY - ITA	38.11	h	1					NR

4x400 Metres Relay

USA	UNITED STATES - USA	2:56.69	f				WL		
COL	COLOMBIA - COL	2:59.50	f						NR
COL	COLOMBIA - COL	3:01.06	h	1					NR

Women

Women Total

2	4	12	5	35
---	---	----	---	----

100 Metres

1180	FRASER-PRYCE Shelly-Ann - JAM	10.71	f				WL		
855	ASHER-SMITH Dina - GBR	10.83	f						NR
2047	CHAUDHARY Sarswati - NEP	12.72	h	1					NR

200 Metres

1478	SEYNI Aminatou - NIG	22.58	h	5					NR
855	ASHER-SMITH Dina - GBR	21.88	f						NR

400 Metres

376	NASER Salwa Eid - BRN	48.14	f				WL	AR	NR
226	MILLER-UIBO Shaunae - BAH	48.37	f					AR	NR

800 Metres

1810	NAKAAYI Halimah - UGA	1:58.04	f						NR
------	-----------------------	---------	---	--	--	--	--	--	-----------

1500 Metres

1436	HASSAN Sifan - NED	3:51.95	f			CR	WL	AR	NR
1977	HOULIHAN Shelby - USA	3:54.99	f					AR	NR
429	DEBUES-STAFFORD Gabriela - CAN	3:56.12	f						NR
1860	FERNÁNDEZ María Pía - URU	4:09.45	h	3					NR
1310	KIPYEGON Faith - KEN	3:54.22	f						NR

5000 Metres

1314	OBIRI Hellen - KEN	14:26.72	f			CR			
------	--------------------	----------	---	--	--	-----------	--	--	--

10,000 Metres

1436	HASSAN Sifan - NED	30:17.62	f				WL		
------	--------------------	----------	---	--	--	--	-----------	--	--

3000 Metres Steeplechase

1302	CHEPKOECH Beatrice - KEN	8:57.84	f			CR			
613	MØLLER Anna Emilie - DEN	9:13.46	f						NR
613	MØLLER Anna Emilie - DEN	9:18.92	h	2					NR
955	KRAUSE Gesa Felicitas - GER	9:03.30	f						NR
102	GEGA Luiza - ALB	9:19.93	f						NR

100 Metres Hurdles

549	VARGAS Andrea Carolina - CRC	12.68	h	3						NR
549	VARGAS Andrea Carolina - CRC	12.65	sf	3						NR
391	KOALA Marthe - BUR	13.05	u	3						NR
1445	VISSER Nadine - NED	12.62	sf	1						NR
549	VARGAS Andrea Carolina - CRC	12.64	f							NR

400 Metres Hurdles

1989	MUHAMMAD Dalilah - USA	52.16	f		WR	CR	WL	AR		NR
421	WATSON Sage - CAN	54.32	sf	1						NR
1689	SPRUNGER Lea - SUI	54.06	f							NR
1494	IUEL Amalie - NOR	54.72	h	4						NR

High Jump

1836	MAHUCHIKH Yaroslava - UKR	2.04	f		WU20R					
------	---------------------------	------	---	--	--------------	--	--	--	--	--

Pole Vault

132	SIDOROVA Anzhelika - ANA	4.95	f				WL			
301	ZHUK Iryna - BLR	4.70	f							NR
1719	BENGTSSON Angelica - SWE	4.80	f							NR
2033	PEINADO Robeilys - VEN	4.70	f							NR

Long Jump

956	MIHAMBO Malaika - GER	7.30	f				WL			
-----	-----------------------	------	---	--	--	--	-----------	--	--	--

Javelin Throw

1059	RANI Annu - IND	62.43	q	A						NR
------	-----------------	-------	---	---	--	--	--	--	--	-----------

Heptathlon

876	JOHNSON-THOMPSON Katarina - GBR	6981					WL			NR
2056	AHOUANWANOU Odile - BEN	6210								NR

4x100 Metres Relay

JAM	JAMAICA - JAM	41.44	f				WL			
SUI	SWITZERLAND - SUI	42.18	f							NR
ITA	ITALY - ITA	42.90	h	2						NR

4x400 Metres Relay

USA	UNITED STATES - USA	3:22.96	h	2			WL			
USA	UNITED STATES - USA	3:18.92	f				WL			
JAM	JAMAICA - JAM	3:23.64	h	1			WL			
POL	POLAND - POL	3:21.89	f							NR
BEL	BELGIUM - BEL	3:26.58	h	2						NR



Mixed

Mixed Total

2	0	2	7	15
---	---	---	---	----

4x400 Metres Relay

USA	UNITED STATES - USA	3:12.42	h	1	WR	WL	AR	NR
USA	UNITED STATES - USA	3:09.34	f		WR	WL	AR	NR
GBR	GREAT BRITAIN & N.I. - GBR	3:12.80	h	1			AR	NR
BRA	BRAZIL - BRA	3:16.12	h	2			AR	NR
BRN	BAHRAIN - BRN	3:12.74	h	1			AR	NR
BRN	BAHRAIN - BRN	3:11.82	f				AR	NR
GBR	GREAT BRITAIN & N.I. - GBR	3:12.27	f				AR	NR
FRA	FRANCE - FRA	3:17.17	h	1				NR
CAN	CANADA - CAN	3:16.76	h	1				NR
JAM	JAMAICA - JAM	3:12.73	h	1				NR
JPN	JAPAN - JPN	3:18.77	h	2				NR
BEL	BELGIUM - BEL	3:16.16	h	2				NR
JAM	JAMAICA - JAM	3:11.78	f					NR
BEL	BELGIUM - BEL	3:14.22	f					NR
POL	POLAND - POL	3:12.33	f					NR

MEN + WOMEN Total

4	6	23	21	87
---	---	----	----	----



PLACING TABLE

FINAL

PLACE	POINTS	COUNTRY	Gold	Silver	Bronze	Fourth	Fifth	Sixth	Seventh	Eighth
1	310	USA UNITED STATES	14	11	4	7	6	4	9	8
2	122	KEN KENYA	5	2	4	3	3	3	3	2
3	115	JAM JAMAICA	3	5	4	3	1	3	1	2
4	99	CHN PR OF CHINA	3	3	3	2	4	2	1	2
5	83	ETH ETHIOPIA	2	5	1	3	1	2		1
6	82	GBR GREAT BRITAIN & N.I.	2	3		5	2	2	3	
7	69	GER GERMANY	2		4	3	1	2	1	2
8	56	POL POLAND	1	2	3		2	1	2	1
9	55	CAN CANADA		1	4		2	3	2	3
10	44	UKR UKRAINE		2		2	3	2	1	
11	33	JPN JAPAN	2		1			2	2	1
12	30	CUB CUBA	1	1	1		2			1
	30	NED NETHERLANDS	2					2	4	
14	28	BRN BAHRAIN	1	1	1	1			1	
15	25	BLR BELARUS				1	2	3	1	1
	25	BRA BRAZIL				3	1	1	1	1
	25	FRA FRANCE		1	1		1	2	1	
	25	SWE SWEDEN	1	1	1			1		1
	25	UGA UGANDA	2			1	1			
20	22	COL COLOMBIA		1	1	1	1			
	22	RSA SOUTH AFRICA				2	3			
22	20	BEL BELGIUM		1	1		1	1		
20	20	NOR NORWAY	1			1	1	1		
24	19	ESP SPAIN			1			2	2	3
25	17	EST ESTONIA		2				1		
26	16	BAH BAHAMAS	1	1						1
	16	ITA ITALY			1			1	2	3
	16	SUI SWITZERLAND			1	2				
29	14	AUS AUSTRALIA	1					2		
	14	QAT QATAR	1		1					
31	13	POR PORTUGAL		1		1				1
32	12	AUT AUSTRIA			2					
	12	GRN GRENADA	1				1			
	12	NGR NIGERIA			1	1				1
35	11	TUR TURKEY					2	1		
36	10	CIV COTE D'IVOIRE			1		1			
	10	CRO CROATIA			1				2	
	10	HUN HUNGARY			1		1			
	10	TTO TRINIDAD AND TOBAGO					1	1	1	1
	10	VEN VENEZUELA	1						1	
41	9	MAR MOROCCO			1				1	1
42	8	ALG ALGERIA		1						1
	8	CZE CZECH REPUBLIC					2			
	8	ECU ECUADOR			1				1	
	8	NZL NEW ZEALAND			1				1	
	8	ROU ROMANIA				1		1		
47	7	BIH BOSNIA-HERZEGOVINA		1						
48	6	BUR BURKINA FASO			1					
	6	GRE GREECE			1					
	6	NAM NAMIBIA			1					
51	5	IVB BRITISH VIRGIN ISLANDS				1				

PLACE	POINTS	COUNTRY	Gold	Silver	Bronze	Fourth	Fifth	Sixth	Seventh	Eighth
51	5	CYP CYPRUS					1			1
	5	FIN FINLAND				1				
	5	MDA MOLDOVA				1				
55	4	AZE AZERBAIJAN							2	
	4	CRC COSTA RICA					1			
	4	PUR PUERTO RICO					1			
58	3	BAR BARBADOS						1		
	3	ERI ERITREA						1		
	3	IND INDIA							1	1
	3	IRL IRELAND						1		
	3	GAM THE GAMBIA						1		
63	2	BUL BULGARIA							1	
	2	DEN DENMARK							1	
	2	IRI ISLAMIC REPUBLIC OF IRAN							1	
66	1	BEN BENIN								1
	1	PRK DPR OF KOREA								1
	1	MAS MALAYSIA								1

