

SUMMARY



200 Metres Boys - Semi-Final

First 3 in each heat (Q) and the next 2 fastest (q) advance to the Final

RECORDS	RESULT	NAME	COUNTRY	AGE	VENUE	DATE
World U18 Best	WU18B	20.13 Usain BOLT	JAM	17	Bridgetown, BAR	20 Jul 2003
Championship Record	CR	20.34 Abdul Hakim SANI BROWN	JPN	16	Cali (Pascual Guerrero)	19 Jul 2015
World U18 Leading	WU18L	20.51 Tyrese COOPER	USA	17	Eugene (Hayward Field), OR	27 May 2017

15 July 2017

RANK	PLACE	HEAT	LANE	BIB	NAME	COUNTRY	DATE of BIRTH	RESULT		WIND
1	1	2	6	433	Retshidisitswe MLENGA	RSA	27 Feb 00	21.10	Q SB	-1.4
2	2	2	4	250	Paul TRITENNE	FRA	5 May 00	21.26	Q	-1.4
3	1	1	5	431	Tshenolo LEMAO	RSA	17 Jun 00	21.30	Q	-0.9
4	2	1	6	255	Luis BRANDNER	GER	9 Oct 00	21.32	Q	-0.9
5	3	1	3	207	Daniel VEJRAŽKA	CZE	11 May 00	21.44	Q	-0.9
6	3	2	8	111	Mohamed Mehdi ZEKRAOUI	ALG	5 Jan 00	21.47	Q	-1.4
7	4	2	5	151	Arielton DOS SANTOS	BRA	19 Feb 00	21.60	q	-1.4
8	5	2	7	449	Mitja KORDEŽ	SLO	24 May 01	21.66	q PB	-1.4
9	6	2	3	508	Vasyl MAKUKH	UKR	14 Jan 00	21.71		-1.4
10	4	1	8	403	Szymon KREFT	POL	29 Jan 00	21.78		-0.9
11	5	1	7	335	Philemon MOPIA	KEN	16 Jan 00	21.79	PB	-0.9
12	6	1	4	313	Xavier NAIRNE	JAM	2 Oct 00	21.82		-0.9
13	7	2	1	211	Tobias Gorgone LARSEN	DEN	2 Jan 00	21.85		-1.4
14	7	1	1	456	Shalika S. W. ATAMPOLAGE	SRI	9 Nov 01	22.04		-0.9
		2	2	286	Ch. Palendra KUMAR	IND	1 Dec 00	DQ	163.3[a]	-1.4
		1	2	389	Theron HUMAN	NAM	11 Aug 00	DNS		-0.9

NOTE IAAF Rule 163.3[a] - Lane infringement

ALL-TIME OUTDOOR TOP LIST

RESULT	NAME	VENUE	DATE
20.13	Usain BOLT (JAM)	Bridgetown, BAR	20 Jul 03
20.34	Abdul Hakim SANI BROWN (JPN) ali (Pascual Guerrero)		19 Jul 15
20.37	DaBryan BLANTON (USA)	Austin, TX	12 May 01
20.37	Thomas SOMERS (GBR)	Eugene (Hayward Field), OR	24 Jul 14
20.39	Clinton DAVIS (USA)	Barquisimeto	1 Aug 82
20.41	Darrel BROWN (TTO)	Port of Spain	6 May 01
20.50	Quincy WATTS (USA)	Provo, UT	25 Jul 87
20.51	Tyrese COOPER (USA)	Eugene (Hayward Field), OR	27 May 17
20.57	Martin MANLEY (JAM)	Kingston (NS), JAM	27 Mar 14
20.57	Kyle APPEL (RSA)	Cali (Pascual Guerrero)	19 Jul 15

SEASON OUTDOOR TOP LIST

RESULT	NAME	VENUE	2017
20.51	Tyrese COOPER (USA)	Eugene (Hayward Field), OR	27 May
20.66	Anthony SCHWARTZ (USA) † Lauderdale (Calvary Christian), FL		19 Apr
20.84	Samuel PUROLA (FIN)	Vaasa	25 Jun
20.89	Sachin DENNIS (JAM)	Kingston (NS), JAM	30 Mar
20.93	Michael STEPHENS (JAM)	Kingston (NS), JAM	5 Mar
21.02	Brian HERRON (USA)	Liburn, GA	20 Apr
21.08	Paul TRITENNE (FRA)	Nairobi	14 Jul
21.09	Matthew CLARKE (BAR)	Bridgetown (NS), BAR	25 Jun
21.10	Retshidisitswe MLENGA (RSA)	Nairobi	15 Jul
21.11	Jevaughn POWELL (JAM)	Kingston (NS), JAM	1 Apr

RESULTS



200 Metres Boys - Semi-Final

First 3 in each heat (Q) and the next 2 fastest (q) advance to the Final

RECORDS	RESULT	NAME	COUNTRY	AGE	VENUE	DATE
World U18 Best	WU18B	20.13 Usain BOLT	JAM	17	Bridgetown, BAR	20 Jul 2003
Championship Record	CR	20.34 Abdul Hakim SANI BROWN	JPN	16	Cali (Pascual Guerrero)	19 Jul 2015
World U18 Leading	WU18L	20.51 Tyrese COOPER	USA	17	Eugene (Hayward Field), OR	27 May 2017

Heat 1

2

15 July 2017 17:35 START TIME

24° C TEMPERATURE 50 % HUMIDITY

-0.9m/s WIND

PLACE	BIB	NAME	COUNTRY	DATE OF BIRTH	LANE	RESULT	REACTION	Fn
1	431	Tshenolo LEMAO	RSA	17 Jun 00	5	21.30	Q	0.184
2	255	Luis BRANDNER	GER	9 Oct 00	6	21.32	Q	0.175
3	207	Daniel VEJRAŽKA	CZE	11 May 00	3	21.44	Q	0.162
4	403	Szymon KREFT	POL	29 Jan 00	8	21.78		0.207
5	335	Philemon MOPIA	KEN	16 Jan 00	7	21.79	PB	0.198
6	313	Xavier NAIRNE	JAM	2 Oct 00	4	21.82		0.172
7	456	Shalika S. W. ATAMPOLAGE	SRI	9 Nov 01	1	22.04		0.170
	389	Theron HUMAN	NAM	11 Aug 00	2	DNS		

Heat 2

2

15 July 2017 17:42 START TIME

24° C TEMPERATURE 50 % HUMIDITY

-1.4m/s WIND

PLACE	BIB	NAME	COUNTRY	DATE OF BIRTH	LANE	RESULT	REACTION	Fn
1	433	Retshidisitswe MLENGA	RSA	27 Feb 00	6	21.10	Q SB	0.174
2	250	Paul TRITENNE	FRA	5 May 00	4	21.26	Q	0.197
3	111	Mohamed Mehdi ZEKRAOUI	ALG	5 Jan 00	8	21.47	Q	0.176
4	151	Arielton DOS SANTOS	BRA	19 Feb 00	5	21.60	q	0.169
5	449	Mitja KORDEŽ	SLO	24 May 01	7	21.66	q PB	0.201
6	508	Vasyl MAKUKH	UKR	14 Jan 00	3	21.71		0.194
7	211	Tobias Gorgone LARSEN	DEN	2 Jan 00	1	21.85		0.148
	286	Ch. Palendra KUMAR	IND	1 Dec 00	2	DQ	163.3(a)	0.182

NOTE IAAF Rule 163.3(a) - Lane infringement

ALL-TIME OUTDOOR TOP LIST

RESULT	NAME	VENUE	DATE
20.13	Usain BOLT (JAM)	Bridgetown, BAR	20 Jul 03
20.34	Abdul Hakim SANI BROWN (JPN) ali (Pascual Guerrero)		19 Jul 15
20.37	DaBryan BLANTON (USA)	Austin, TX	12 May 01
20.37	Thomas SOMERS (GBR)	Eugene (Hayward Field), OR	24 Jul 14
20.39	Clinton DAVIS (USA)	Barquisimeto	1 Aug 82
20.41	Darrel BROWN (TTO)	Port of Spain	6 May 01
20.50	Quincy WATTS (USA)	Provo, UT	25 Jul 87
20.51	Tyrese COOPER (USA)	Eugene (Hayward Field), OR	27 May 17
20.57	Martin MANLEY (JAM)	Kingston (NS), JAM	27 Mar 14
20.57	Kyle APPEL (RSA)	Cali (Pascual Guerrero)	19 Jul 15

SEASON OUTDOOR TOP LIST

RESULT	NAME	VENUE	2017
20.51	Tyrese COOPER (USA)	Eugene (Hayward Field), OR	27 May
20.66	Anthony SCHWARTZ (USA) †	Lauderdale (Calvary Christian), FL	19 Apr
20.84	Samuel PUROLA (FIN)	Vaasa	25 Jun
20.89	Sachin DENNIS (JAM)	Kingston (NS), JAM	30 Mar
20.93	Michael STEPHENS (JAM)	Kingston (NS), JAM	5 Mar
21.02	Brian HERRON (USA)	Liburn, GA	20 Apr
21.08	Paul TRITENNE (FRA)	Nairobi	14 Jul
21.09	Matthew CLARKE (BAR)	Bridgetown (NS), BAR	25 Jun
21.10	Retshidisitswe MLENGA (RSA)	Nairobi	15 Jul
21.11	Jevaughn POWELL (JAM)	Kingston (NS), JAM	1 Apr

RESULTS



800 Metres Boys - Final

RECORDS	RESULT	NAME	COUNTRY	AGE	VENUE	DATE
World U18 Best	WU18B	1:43.37 Mohammed AMAN	ETH	17	Rieti (Guidobaldi)	10 Sep 2011
Championship Record	CR	1:44.08 Leonard Kirwa KOSENCHA	KEN	17	Lille	9 Jul 2011
World U18 Leading	WU18L	1:47.12 Melese NBERET	ETH	16	Nairobi	15 Jul 2017

15 July 2017 19:38 START TIME 21° C TEMPERATURE 56 % HUMIDITY

PLACE	BIB	NAME	COUNTRY	DATE of BIRTH	LANE	RESULT
1	238	Melese NBERET	ETH	29 Jan 01	4	1:47.12 WU18L
2	229	Tolesa BODENA	ETH	18 Feb 00	6	1:47.16 PB
3	343	Japheth Kibiwott TOROITICH	KEN	17 May 00	5	1:47.82 PB
4	192	Juan Diego CASTRO	CRC	17 May 00	2	1:49.76 PB
5	330	Noah KIPRONO	KEN	11 Apr 01	3	1:50.31
6	370	Charaf ZAHIR	MAR	4 Sep 01	1	1:51.87
7	358	Eduardas Rimas SURVILAS	LTU	28 Jul 00	7	2:02.15
	367	Abdellah MOUZLIB	MAR	7 Jan 00	8	DQ 163.3[a]

NOTE IAAF Rule 163.3[a] - Lane infringement

INTERMEDIATE TIMES 400m 343 Japheth Kibiwott TOROITICH 51.53

ALL-TIME OUTDOOR TOP LIST				SEASON OUTDOOR TOP LIST			
RESULT	NAME	VENUE	DATE	RESULT	NAME	VENUE	2017
1:43.37	Mohammed AMAN (ETH)	Rieti (Guidobaldi)	10 Sep 11	1:47.12	Melese NBERET (ETH)	Nairobi	15 Jul
1:44.08	Leonard Kirwa KOSENCHA (KEN)	Lille	9 Jul 11	1:47.16	Tolesa BODENA (ETH)	Nairobi	15 Jul
1:44.34	Belal Ali MANSOOR (BRN)	Conegliano Veneto	17 Jun 05	1:47.81	Noah KIPRONO (KEN)	Nairobi (Nyayo Stadium)	14 Jun
1:44.51	Willy Kiplimo TARBEI (KEN)	Nairobi (Nyayo Stadium)	17 Jun 15	1:47.82	Japheth Kibiwott TOROITICH (KEN)	Nairobi	15 Jul
1:44.55	Kipyegon BETT (KEN)	Nairobi (Nyayo Stadium)	17 Jun 15	1:49.42	Max BURGIN (GBR)	Stretford	27 Jun
1:44.98	Timothy KITUM (KEN)	Lille	9 Jul 11	1:49.53	Ahmed HASAN (ETH)	Assela (Green Stadium)	16 Jun
1:45.78	Abubaker KAKI (SUD)	Rabat	10 Jun 06	1:49.61	Oussama CHERRAD (ALG)	Alger (SATO)	9 Jun
1:45.8	Jackson Mumbwa KIVUVA (KEN)	Nairobi	1 Jul 06	1:49.69	Ntuthuko NDIMANDE (RSA)	Cape Town (Green Point)	8 Apr
1:46.25	Benson Marrianyi ESHO (KEN)	Pergine Valsugana	23 Jul 04	1:49.76	Juan Diego CASTRO (CRC)	Nairobi	15 Jul
1:46.39	Hamza DRIOUCH (QAT)	Lille	9 Jul 11	1:49.83	Rabi Mohamed MUBARAK (QAT)	Doha (Hamad Bin Suhaim)	5 May



RESULT PROGRESSION

800 Metres Boys - Final



RECORDS	RESULT	NAME	COUNTRY	AGE	VENUE	DATE
World U18 Best	WU18B	1:43.37 Mohammed AMAN	ETH	17	Rieti (Guidobaldi)	10 Sep 2011
Championship Record	CR	1:44.08 Leonard Kirwa KOSENCHA	KEN	17	Little	9 Jul 2011
World U18 Leading	WU18L	1:47.12 Melese NBERET	ETH	16	Nairobi	15 Jul 2017

15 July 2017

RANK	BIB	NAME	COUNTRY	DATE of BIRTH	PHASE	HEAT	LANE	PLACE	RESULT	
1	238	Melese NBERET	ETH	29 Jan 01	Final	1	4	1	1:47.12	WU18L
					Semi-Final	1	5	5	1:51.50 Q	
					Round 1	3	4	1	1:52.53 Q	
2	229	Tolesa BODENA	ETH	18 Feb 00	Final	1	6	2	1:47.16	PB
					Semi-Final	2	6	1	1:49.37 Q	
					Round 1	1	4	2	1:52.91 Q	
3	343	Japheth Kibiwott TOROITICH	KEN	17 May 00	Final	1	5	3	1:47.82	PB
					Semi-Final	2	5	2	1:50.03 Q	
					Round 1	4	4	12	1:53.91 Q	
4	192	Juan Diego CASTRO	CRC	17 May 00	Final	1	2	4	1:49.76	PB
					Semi-Final	1	8	7	1:51.68 Q	PB
					Round 1	2	5	4	1:53.19 Q	
5	330	Noah KIPRONO	KEN	11 Apr 01	Final	1	3	5	1:50.31	
					Semi-Final	1	3	8	1:51.72 q	
					Round 1	2	2	13	1:54.10 Q	
6	370	Charaf ZAHIR	MAR	4 Sep 01	Final	1	1	6	1:51.87	
					Semi-Final	1	4	6	1:51.66 Q	PB
					Round 1	4	8	14	1:54.22 Q	
7	358	Eduardas Rimas SURVILAS	LTU	28 Jul 00	Final	1	7	7	2:02.15	
					Semi-Final	2	8	4	1:51.41 q	PB
					Round 1	3	6	3	1:53.01 Q	
367	Abdellah MOUZLIB	MAR	7 Jan 00	Final	1	8		DQ	163.3(a)	
				Semi-Final	2	4	3	1:50.56 Q		
				Round 1	2	6	5	1:53.22 Q		

NOTE IAAF Rule 163.3(a) - Lane infringement

ALL-TIME OUTDOOR TOP LIST				SEASON OUTDOOR TOP LIST			
RESULT	NAME	VENUE	DATE	RESULT	NAME	VENUE	2017
1:43.37	Mohammed AMAN (ETH)	Rieti (Guidobaldi)	10 Sep 11	1:47.12	Melese NBERET (ETH)	Nairobi	15 Jul
1:44.08	Leonard Kirwa KOSENCHA (KEN)	Little	9 Jul 11	1:47.16	Tolesa BODENA (ETH)	Nairobi	15 Jul
1:44.34	Belal Ali MANSOOR (BRN)	Conegliano Veneto	17 Jun 05	1:47.81	Noah KIPRONO (KEN)	Nairobi (Nyayo Stadium)	14 Jun
1:44.51	Willy Kiplimo TARBEI (KEN)	Nairobi (Nyayo Stadium)	17 Jun 15	1:47.82	Japheth Kibiwott TOROITICH (KEN)	Nairobi	15 Jul
1:44.55	Kipyegon BETT (KEN)	Nairobi (Nyayo Stadium)	17 Jun 15	1:49.42	Max BURGIN (GBR)	Stretford	27 Jun
1:44.98	Timothy KITUM (KEN)	Little	9 Jul 11	1:49.53	Ahmed HASAN (ETH)	Assela (Green Stadium)	16 Jun
1:45.78	Abubaker KAKI (SUD)	Rabat	10 Jun 06	1:49.61	Oussama CHERRAD (ALG)	Alger (SATO)	9 Jun
1:45.8	Jackson Mumbwa KIVUYA (KEN)	Nairobi	1 Jul 06	1:49.69	Ntuthuko NDIMANDE (RSA)	Cape Town (Green Point)	8 Apr
1:46.25	Benson Murrrianyi ESHO (KEN)	Pergine Valsugana	23 Jul 04	1:49.76	Juan Diego CASTRO (CRC)	Nairobi	15 Jul
1:46.39	Hamza DRIOUCH (QAT)	Little	9 Jul 11	1:49.83	Rabi Mohamed MUBARAK (QAT)	Doha (Hamad Bin Suhaim)	5 May



RESULTS



400m hurdles (83.8cm) Boys - Final

RECORDS	RESULT	NAME	COUNTRY	AGE	VENUE	DATE
World U18 Best	WU18B	48.84	Sokwakhana ZAZINI	RSA	17	Pretoria (Tuks) 17 Mar 2017
Championship Record	CR	49.01	William WYNNE	USA	17	Ostrava 15 Jul 2007
World U18 Leading	WU18L	48.84	Sokwakhana ZAZINI	RSA	17	Pretoria (Tuks) 17 Mar 2017

15 July 2017 18:16 START TIME 24° C TEMPERATURE 50 % HUMIDITY

PLACE	BIB	NAME	COUNTRY	DATE OF BIRTH	LANE	RESULT	REACTION	Fn
1	437	Sokwakhana ZAZINI	RSA	23 Sep 00	5	49.27		
2	337	Moitalel Mpoke NAADOKILA	KEN	8 Feb 01	4	52.06	PB	0.352
3	528	Baptiste CHRISTOPHE	FRA	17 Feb 00	2	52.21	PB	0.210
4	247	Fabien LAROPPE	FRA	12 Aug 00	7	53.81		0.190
5	150	Alison Brendom DOS SANTOS	BRA	3 Jun 00	6	53.98		0.188
6	401	Luis ELESURU	PER	17 Jan 01	8	54.56		0.205
7	321	Rovane WILLIAMS	JAM	18 May 00	3	55.48		0.281
8	176	Daojun WANG	CHN	2 Jun 00	1	1:06.27		0.204

ALL-TIME OUTDOOR TOP LIST				SEASON OUTDOOR TOP LIST			
RESULT	NAME	VENUE	DATE	RESULT	NAME	VENUE	2017
48.84	Sokwakhana ZAZINI (RSA)	Pretoria (Tuks)	17 Mar 17	48.84	Sokwakhana ZAZINI (RSA)	Pretoria (Tuks)	17 Mar
49.01	William WYNNE (USA)	Ostrava	15 Jul 07	51.44	Jeremy FARR (JAM)	Kingston (NS), JAM	31 Mar
49.11	Norman GRIMES (USA)	Cali (Pascual Guerrero)	18 Jul 15	51.64	Rasheeme GRIFFITH (BAR)	Willemstad (Hato Stadium)	16 Apr
49.86	Marnus KRITZINGER (RSA)	szcz (Zdzislaw Krzyszkowiak)	18 Jul 99	51.83	Ismail MANYANI (MAR)	Rabat (Prince Moulay Abdellah)	26 Apr
49.91	Jason RICHARDSON (USA)	Sherbrooke	12 Jul 03	51.84	Dashinelle DYER (JAM)	Kingston (NS), JAM	4 Mar
49.95	Sergio HIERREZUELO (CUB)	cz (Zdzislaw Krzyszkowiak)	18 Jul 99	51.85	Halomoan Edwin BINSAR (INA)	Jakarta	23 Apr
50.14	Norge SOTOMAYOR (CUB)	ibana (Estadio Panamericano)	23 Jun 10	51.94	Rovane WILLIAMS (JAM)	Nairobi	13 Jul
50.25	Minás ALOZÍDIS (SYR)	Debrecen	14 Jul 01	52.02	Lindokuhle GORA (RSA)	Pretoria (Tuks)	17 Mar
50.30	L.J. VAN ZYL (RSA)	Pretoria	13 Apr 02	52.06	Marcos A. MARTÍNEZ (CUB)	a Habana (Estadio Panamericano)	25 Feb
50.33	Reginald WYATT (USA)	Ostrava	15 Jul 07	52.06	Moitalel Mpoke NAADOKILA (KEN)	Nairobi	15 Jul
50.33	Ryusei FUJII (JPN)	Cali (Pascual Guerrero)	18 Jul 15				



RESULT PROGRESSION



400m hurdles (83.8cm) Boys - Final

RECORDS	RESULT	NAME	COUNTRY	AGE	VENUE	DATE
World U18 Best	WU18B	48.84 Sokwakhana ZAZINI	RSA	17	Pretoria (Tuks)	17 Mar 2017
Championship Record	CR	49.01 William WYNNE	USA	17	Ostrava	15 Jul 2007
World U18 Leading	WU18L	48.84 Sokwakhana ZAZINI	RSA	17	Pretoria (Tuks)	17 Mar 2017

15 July 2017

RANK	BIB	NAME	COUNTRY	DATE of BIRTH	PHASE	HEAT	LANE	PLACE	RESULT
1	437	Sokwakhana ZAZINI	RSA	23 Sep 00	Final	1	5	1	49.27
					Round 1	2	4	1	49.63 Q
2	337	Moitalel Mpoke NAADOKILA	KEN	8 Feb 01	Final	1	4	2	52.06 PB
					Round 1	1	2	3	52.40 Q PB
3	528	Baptiste CHRISTOPHE	FRA	17 Feb 00	Final	1	2	3	52.21 PB
					Round 1	1	3	7	53.24 q
4	247	Fabien LAROPPE	FRA	12 Aug 00	Final	1	7	4	53.81
					Round 1	3	3	5	53.06 Q PB
5	150	Alison Brendom DOS SANTOS	BRA	3 Jun 00	Final	1	6	5	53.98
					Round 1	3	2	4	52.95 Q
6	401	Luis ELESURU	PER	17 Jan 01	Final	1	8	6	54.56
					Round 1	2	3	8	53.57 Q
7	321	Rovane WILLIAMS	JAM	18 May 00	Final	1	3	7	55.48
					Round 1	1	6	2	51.94 Q PB
8	176	Daojun WANG	CHN	2 Jun 00	Final	1	1	8	1:06.27
					Round 1	1	8	6	53.21 q

ALL-TIME OUTDOOR TOP LIST				SEASON OUTDOOR TOP LIST			
RESULT	NAME	VENUE	DATE	RESULT	NAME	VENUE	2017
48.84	Sokwakhana ZAZINI (RSA)	Pretoria (Tuks)	17 Mar 17	48.84	Sokwakhana ZAZINI (RSA)	Pretoria (Tuks)	17 Mar
49.01	William WYNNE (USA)	Ostrava	15 Jul 07	51.44	Jeremy FARR (JAM)	Kingston (NS), JAM	31 Mar
49.11	Norman GRIMES (USA)	Cali (Pascual Guerrero)	18 Jul 15	51.64	Rasheeme GRIFFITH (BAR)	Willemstad (Hato Stadium)	16 Apr
49.86	Marnus KRITZINGER (RSA)	szcz (Zdzislaw Krzyszkowiak)	18 Jul 99	51.83	Ismail MANYANI (MAR)	Rabat (Prince Moulay Abdellah)	26 Apr
49.91	Jason RICHARDSON (USA)	Sherbrooke	12 Jul 03	51.84	Dashinelle DYER (JAM)	Kingston (NS), JAM	4 Mar
49.95	Sergio HIERREZUELO (CUB)	zcz (Zdzislaw Krzyszkowiak)	18 Jul 99	51.85	Halomoan Edwin BINSAR (INA)	Jakarta	23 Apr
50.14	Norge SOTOMAYOR (CUB)	Habana (Estadio Panamericano)	23 Jun 10	51.94	Rovane WILLIAMS (JAM)	Nairobi	13 Jul
50.25	Minás ALOZÍDIS (SYR)	Debrecen	14 Jul 01	52.02	Lindokuhle GORA (RSA)	Pretoria (Tuks)	17 Mar
50.30	L.J. VAN ZYL (RSA)	Pretoria	13 Apr 02	52.06	Marcos A. MARTÍNEZ (CUB)	La Habana (Estadio Panamericano)	25 Feb
50.33	Reginald WYATT (USA)	Ostrava	15 Jul 07	52.06	Moitalel Mpoke NAADOKILA (KEN)	Nairobi	15 Jul
50.33	Ryusei FUJII (JPN)	Cali (Pascual Guerrero)	18 Jul 15				



RESULTS

High Jump Boys - Final



RECORDS	RESULT	NAME	COUNTRY	AGE	VENUE	DATE
World U18 Best	WU18B	2.33 Javier SOTOMAYOR	CUB	17	La Habana	19 May 1984
Championship Record	CR	2.27 Haiqiang HUANG	CHN	17	Marrakech (Sidi Youssef Ben Ali)	16 Jul 2005
World U18 Leading	WU18L	2.24 Breyton POOLE	RSA	17	Nairobi	15 Jul 2017

15 July 2017 10:59 START TIME 18° C 68 %
 13:00 END TIME 22° C 57 %
TEMPERATURE HUMIDITY

PLACE	BIB	NAME	COUNTRY	DATE of BIRTH	ORDER	RESULT	1.97	2.02	2.07	2.11	2.14	2.16	2.18	2.20	2.22	2.24	2.27
1	435	Breyton POOLE	RSA	23 Mar 00	1	2.24 WU18L	0	XO	0	0	0	XO	-	XO	0	XXO	XXX
2	260	Chima IHENETU	GER	3 Mar 00	8	2.14 PB	0	0	0	XO	0	X	XX				
3	507	Vladyslav LAVSKYY	UKR	16 Mar 00	4	2.11 PB	0	0	0	0	XXX						
4	407	Piotr SZTANDUR	POL	5 Aug 00	6	2.11 PB	0	0	0	XXO	XXX						
5	128	Shaun MILLER	BAH	30 Jul 01	11	2.11 PB	XXO	0	XXO	XXO	XXX						
6	125	Wuill VROLIJK	ARU	14 Jan 00	7	2.07 PB	0	XO	0	XXX							
7	254	Devon BENDER	GER	16 Oct 00	5	2.07	0	XXO	0	XXX							
8	382	Erick PORTILLO	MEX	5 Oct 00	3	2.02	0	0	XXX								
9	517	Cao VO NGOC LONG	VIE	2 Apr 00	9	2.02	XO	XXO	XXX								
	149	Samuel Batista DE SOUSA	BRA	6 Dec 00	2	NM	XXX										
	327	Evans KIPCHIRCHIR	KEN	6 Jul 00	10	NM	XXX										

ALL-TIME OUTDOOR TOP LIST

RESULT	NAME	VENUE	DATE
2.33	Javier SOTOMAYOR (CUB)	La Habana	19 May 84
2.29	Tim FORSYTH (AUS)	Plovdiv (Deveti Septemvri Stadium)	12 Aug 90
2.28	DotheL EDWARDS (USA)	Athens, GA	9 Jul 83
2.28	Oleksandr NARTOV (UKR)	Kyiv	28 May 05
2.28	James WHITE (USA)	Kansas City, MO	21 Apr 09
2.27	Sorin MATEI (ROU)	Galati	29 Aug 80
2.27	Serqey KLYUGIN (URS)	Thessaloniki	9 Aug 91
2.27	Haiqiang HUANG (CHN)	Marrakech (Sidi Youssef Ben Ali)	16 Jul 05
2.26	Patrik SJÖBERG (SWE)	Sotkamo	27 Jun 82
2.26	Sylwester BEDNAREK (POL)	Warszawa	18 Jun 06
2.26	Bohdan BONDARENKO (UKR)	(Chaoyang Sport Center)	17 Aug 06

SEASON OUTDOOR TOP LIST

RESULT	NAME	VENUE	2017
2.24	Breyton POOLE (RSA)	Nairobi	15 Jul
2.18	Giacomo BELLI (ITA)	Campi Bisenzio	14 May
2.18	Kyle GARLAND (USA)	Millersville, PA	11 Jun
2.18	Thomas CARMOY (BEL)	Pontoise	7 Jul
2.17	Trey TINTINGER (USA)	Butte, MT	27 May
2.14	Chima IHENETU (GER)	Nairobi	15 Jul
2.13	Sean SZALEK (AUS)	Perth (Western AAC), AUS	25 Feb
2.12	Zhen WANG (CHN)	Nanchang	20 Apr
2.12	Taylor MINOS (FRA)	Pontoise	7 Jul
2.11	Sean LEE (USA)	Mission Viejo, CA	25 Feb
2.11	Piotr SZTANDUR (POL)	Nairobi	15 Jul
2.11	Shaun MILLER (BAH)	Nairobi	15 Jul
2.11	Vladyslav LAVSKYY (UKR)	Nairobi	15 Jul



RESULTS



Discus Throw (1.500kg) Boys - Final

RECORDS	RESULT	NAME	COUNTRY	AGE	VENUE	DATE
World U18 Best	WU18B	77.50 Mykyta NESTERENKO	UKR	17	Kyiv (Koncha Zaspal)	19 May 2008
Championship Record	CR	70.67 Mykyta NESTERENKO	UKR	16	Ostrava	13 Jul 2007
World U18 Leading	WU18L	64.33 Claudio ROMERO	CHI	17	Nairobi	15 Jul 2017

15 July 2017 18:27 START TIME 24° C 50 %
TEMPERATURE HUMIDITY
19:28 END TIME 21° C 56 %

PLACE	BIB	NAME	COUNTRY	DATE of BIRTH	ORDER	RESULT	1	2	3	ORDER	4	5	6
1	160	Claudio ROMERO	CHI	10 Jul 00	4	64.33 WU18L	60.90	X	63.83	7	60.30	64.33	X
2	506	Oleksiy KYRYLIN	UKR	13 Apr 01	12	63.98 PB	56.91	63.98	X	8	X	X	X
3	428	Morne BRANDON	RSA	25 Nov 00	2	58.34	X	39.63	57.19	3	55.47	57.04	58.34
4	152	Vitor Gabriel MOTIM	BRA	22 Mar 01	5	58.27 PB	56.55	58.27	57.84	6	X	58.25	57.74
5	194	Ányel E. ÁLVAREZ	CUB	25 Feb 00	11	57.93	57.93	X	X	5	54.10	56.45	X
6	203	Jakub FOREJT	CZE	13 Jul 00	9	57.44	56.36	57.24	55.00	4	55.23	57.44	53.76
7	155	Aleks HRISTOV	BUL	23 Mar 00	10	57.07	57.07	56.71	X	2	X	52.07	56.10
8	284	Abhay GUPTA	IND	10 Mar 00	8	57.04	56.12	X	55.74	1	X	X	57.04
9	476	Burak DERTLI	TUR	25 Mar 00	3	54.82	52.24	X	54.82				
10	429	Jonathan DE LACEY LACEY	RSA	5 Jan 00	7	54.02	49.81	54.02	X				
11	409	Kornel WARSZAWSKI	POL	11 Jan 00	6	53.78	X	53.78	X				
12	135	Nermin ŠTITKOVAC	BIH	14 Sep 00	1	53.02	53.02	X	X				

ALL-TIME OUTDOOR TOP LIST				SEASON OUTDOOR TOP LIST			
RESULT	NAME	VENUE	DATE	RESULT	NAME	VENUE	2017
77.50	Mykyta NESTERENKO (UKR)	Kyiv (Koncha Zaspal)	19 May 08	64.33	Claudio ROMERO (CHI)	Nairobi	15 Jul
69.50	Marqus HUNT (EST)	Valmiera	30 Jul 04	63.98	Oleksiy KYRYLIN (UKR)	Nairobi	15 Jul
68.48	Attila HORVÁTH (HUN)	Szombathely	11 Oct 84	63.93	Connor BELL (NZL)	Sydney (SOPAC)	26 Mar
68.44	Werner REITERER (AUS)	Melbourne	2 Nov 85	63.48	James TOMLINSON (GBR)	Loughborough	21 May
68.20	Marin PREMERU (CRO)	Beograd	26 Jul 07	62.75	Ányel E. ÁLVAREZ (CUB)	Las Tunas	17 Feb
67.74	Matthew DENNY (AUS)	Gold Coast	18 Dec 13	61.25	Daniel COPE (JAM)	Willemstad (Hato Stadium)	17 Apr
67.44	Gerhard DE BEER (RSA)	Douglas, IOM	10 Sep 11	60.71	Nermin ŠTITKOVAC (BIH)	Split	25 Jun
67.28	Martin MARKOVIC (CRO)	Varaždin	6 Oct 13	60.43	Djimon GUMBS (IVB)	Willemstad (Hato Stadium)	17 Apr
67.05	Fedrick DACRES (JAM)	Lille	6 Jul 11	60.36	Burak DERTLI (TUR)	Bursa	14 May
66.84	Alfonz SASKÖI (HUN)	Budapest	12 Oct 75	60.22	Jakub LEWOSZEWSKI (POL)	Gdansk	6 May

RESULTS

10,000 Metres Race Walk Boys - Final



BIB 287 RULE REFERENCE CORRECTED

RECORDS	RESULT NAME	COUNTRY	AGE	VENUE	DATE
World U18 Best WU18B	39:47.20 Ding CHEN	CHN	16	Bydgoszcz (Zdzislaw Krzyszkowiak)	11 Jul 2008
Championship Record CR	40:51.31 Pavel PARSHIN	RUS	17	Lille	9 Jul 2011
World U18 Leading WU18L	41:12.01 Yao ZHANG	CHN	17	Nairobi	15 Jul 2017

15 July 2017 09:35 START TIME 14° C TEMPERATURE 88 % HUMIDITY

PLACE	BIB	NAME	COUNTRY	DATE of BIRTH	ORDER	RESULT	RECORDS	RED CARDS
1	183	Yao ZHANG	CHN	11 Jan 00	14	41:12.01	WU18L	
2	112	Salavat ILKAEV	ANA	14 Sep 00	8	41:24.17	PB	
3	338	Dominic Samson NDIGITI	KEN	2 Apr 00	22	41:25.78	PB	
4	113	Sergey KOZHEVNIKOV	ANA	9 May 01	3	41:26.65	PB	~
5	276	José Eduardo ORTIZ	GUA	8 Mar 00	12	42:07.47		~
6	405	Lukasz NIEDZIALEK	POL	15 Mar 00	10	42:40.02		~
7	189	Sebastián MERCHÁN	COL	26 Apr 00	29	42:41.07		
8	137	Mikita KALIADA	BLR	15 Jul 00	9	43:17.46		
9	381	Carlos Emiliano MERCENARIO	MEX	26 Jul 00	24	43:49.65		
10	186	Anderson CALLEJAS	COL	17 Jun 00	4	43:51.85	PB	
11	380	Saúl MENA	MEX	2 Mar 01	30	43:55.76	PB	>
12	170	Haifeng QIAN	CHN	8 Jul 00	21	43:57.13		> >
13	221	José Gilberto MENJÍVAR	ESA	22 Aug 01	2	44:14.02		~ ~
14	400	Hilmar DÍAZ	PER	2 Jan 00	25	44:30.56	PB	
15	481	Selman ILHAN	TUR	7 Jan 00	28	45:33.70		
16	214	Kevin Andrés FAREZ	ECU	17 Apr 00	11	45:47.58		
17	138	Pavel OLKHOVIK	BLR	8 Jul 00	5	46:02.22		
18	413	Jan MOREU	PUR	14 May 01	27	46:38.16		~
19	477	Azad ERTAS	TUR	27 Dec 00	23	46:40.96		
20	142	Darwin Omar COARITA	BOL	12 Feb 00	6	46:58.05		
21	461	Lubomír KUBIŠ	SVK	19 Apr 01	26	47:03.32		
22	103	Mehdi ABIDI	ALG	6 Jun 00	16	47:12.56		
23	245	Ryan GOGNIES	FRA	17 Mar 00	1	47:16.04		
24	217	Abdelrahman TOLBA	EGY	15 Feb 00	19	47:25.41		~ ~ >
25	257	Johannes FRENZL	GER	22 Sep 01	20	47:31.73		
26	513	Yuriy ZAMRYHA	UKR	10 May 01	32	50:23.48		
27	303	Armin SHAHMALEKI	IRI	8 Dec 00	7	53:15.46		
227		Meseret AYELIGN	ETH	10 Jun 00	13	DNF		
235		Minda LAGIDE	ETH	19 Dec 00	15	DNF		>
269		Jan STRAMKA	GER	16 Sep 00	18	DNF		
460		Daniel KOVÁČ	SVK	1 Jul 01	31	DQ 163.3(b)		
287		Sanjay KUMAR	IND	20 Sep 01	17	DQ 230.7(c)		~ ~ ~ ~

NOTE BIB 217 - 120sec Pit Lane Penalty
IAAF Rule 163.3(b) - Infringement of the inside border
IAAF Rule 230.7(c) - Repeated failure to comply with the definition of Race Walking [with Pit Lane rule]

INTERMEDIATE TIMES	1000m	2000m	3000m	4000m	5000m	6000m	7000m	8000m	9000m
	287 Sanjay KUMAR	287 Sanjay KUMAR	287 Sanjay KUMAR	338 Dominic Samson NDIGITI	338 Dominic Samson NDIGITI	338 Dominic Samson NDIGITI	338 Dominic Samson NDIGITI	183 Yao ZHANG	183 Yao ZHANG
	3:44.76	7:50.07	12:03.91	16:22.77	20:35.58	24:49.48	29:03.16	33:13.17	37:09.97

RESULTS
10,000 Metres Race Walk Boys - Final

ALL-TIME OUTDOOR TOP LIST				SEASON OUTDOOR TOP LIST			
RESULT	NAME	VENUE	DATE	RESULT	NAME	VENUE	2017
39:47.20	Dina CHEN (CHN)	Bydgoszcz (Zdzislaw Krzyszkowiak)	11 Jul 08	41:12.01	Yao ZHANG (CHN)	Nairobi	15 Jul
40:08.23	Jefferson PÉREZ (ECU)	odiv (Deveti Septemvri Stadium)	10 Aug 90	41:24.17	Salavat ILKAEV (ANA)	Nairobi	15 Jul
40:15.1	Maris PUTENIS (LAT)	Valmiera	8 May 99	41:25.78	Dominic Samson NDIGITI (KEN)	Nairobi	15 Jul
40:27.95	Eider ARÉVALO (COL)	Santiago de Chile	10 Oct 10	41:26.65	Serqev KOZHEVNIKOV (ANA)	Nairobi	15 Jul
40:34.2	Vladimir KANAYKIN (RUS)	Cheboksary	25 May 02	42:07.47	José Eduardo ORTIZ (GUA)	Nairobi	15 Jul
40:37.80	Ruslan SHAFIKOV (RUS)	Krasnodar	16 May 92	42:40.02	Lukasz NIEDZIALEK (POL)	Nairobi	15 Jul
40:38.43	Yevaeniv DEMKOV (RUS)	Riga	7 Aug 99	42:41.07	Sebastián MERCHÁN (COL)	Nairobi	15 Jul
40:45.82	Dmitriy KACHKAYEV (RUS)	Krasnodar	16 May 92	43:17.46	Mikita KALIADA (BLR)	Nairobi	15 Jul
40:51.31	Pavel PARSHIN (RUS)	Lille	9 Jul 11	43:24.62	Carlos Emiliano MERCENARIO (MEX)	Xalapa (Heriberto Jara)	6 May
40:54.53	Daisuke MATSUNAGA (JPN)	Sasebo	2 Dec 12	43:51.85	Anderson CALLEJAS (COL)	Nairobi	15 Jul

RACE ANALYSIS

10,000 Metres Race Walk Boys - Final



BIB 287 RULE REFERENCE CORRECTED

15 July 2017 09:35 START TIME 14° C 88 %
TEMPERATURE HUMIDITY

PLACE	BIB	NAME	COUNTRY	DATE of BIRTH	RESULT	RED CARDS
					1000m 2000m 3000m 4000m 5000m 6000m 7000m 8000m 9000m	
1	183	Yao ZHANG	CHN	11 Jan 00	41:12.01	WU18L
					4:16.12 (11) 8:18.24 (5) 12:26.37 (6) 16:31.45 (3) 20:35.80 (2) 24:49.81 (3) 29:03.38 (3) 33:13.17 (1) 37:09.97 (1) 4:02.04 (4)	
2	112	Salavat ILKAEV	ANA	14 Sep 00	41:24.17	PB
					4:16.30 (13) 8:18.51 (6) 12:25.98 (4) 16:31.20 (2) 20:36.18 (3) 24:49.71 (2) 29:03.23 (2) 33:13.45 (2) 37:17.26 (2) 4:06.91 (5)	
3	338	Dominic Samson NDIGITI	KEN	2 Apr 00	41:25.78	PB
					3:44.91 (2) 7:50.43 (2) 12:04.25 (2) 16:22.77 (1) 20:35.58 (1) 24:49.48 (1) 29:03.16 (1) 33:13.88 (3) 37:26.05 (3) 3:59.73 (3)	
4	113	Sergey KOZHEVNIKOV	ANA	9 May 01	41:26.65	PB
					4:16.67 (16) 8:18.85 (7) 12:26.26 (5) 16:32.37 (5) 20:40.40 (5) 24:50.45 (5) 29:03.51 (4) 33:14.89 (4) 37:27.26 (4) 3:59.39 (2)	
5	276	José Eduardo ORTIZ	GUA	8 Mar 00	42:07.47	
					4:08.54 (5) 8:12.98 (4) 12:26.73 (7) 16:31.91 (4) 20:40.24 (4) 24:50.23 (4) 29:03.90 (5) 33:16.36 (5) 37:42.62 (5) 4:24.85 (14)	
6	405	Lukasz NIEDZIALEK	POL	15 Mar 00	42:40.02	
					4:14.94 (8) 8:22.56 (11) 12:30.14 (8) 16:44.58 (6) 20:57.46 (6) 25:13.64 (6) 29:29.19 (6) 33:54.27 (6) 38:23.91 (6) 4:16.11 (8)	
7	189	Sebastián MERCHÁN	COL	26 Apr 00	42:41.07	
					4:15.99 (10) 8:22.32 (10) 12:30.46 (9) 16:44.96 (7) 20:58.45 (7) 25:16.26 (7) 29:40.00 (7) 34:05.52 (7) 38:28.26 (7) 4:12.81 (6)	
8	137	Mikita KALIADA	BLR	15 Jul 00	43:17.46	
					4:16.45 (15) 8:22.58 (12) 12:31.21 (10) 16:47.32 (8) 21:06.75 (8) 25:31.79 (8) 30:00.60 (8) 34:29.16 (8) 38:56.70 (8) 4:20.76 (11)	
9	381	Carlos Emiliano MERCENARIO	MEX	26 Jul 00	43:49.65	
					4:15.70 (9) 8:21.55 (8) 12:31.74 (11) 17:04.30 (10) 21:32.49 (10) 26:02.48 (11) 30:36.22 (11) 35:04.68 (10) 39:33.75 (10) 4:15.90 (7)	
10	186	Anderson CALLEJAS	COL	17 Jun 00	43:51.85	PB
					4:17.71 (20) 8:30.00 (17) 12:51.04 (16) 17:11.56 (14) 21:33.69 (13) 25:57.21 (9) 30:25.14 (10) 34:55.09 (9) 39:27.95 (9) 4:23.90 (13)	
11	380	Saúl MENA	MEX	2 Mar 01	43:55.76	PB
					4:17.33 (19) 8:26.75 (13) 12:44.87 (13) 17:09.30 (12) 21:32.52 (11) 26:02.57 (12) 30:36.96 (12) 35:04.78 (11) 39:33.79 (11) 4:21.97 (12)	
12	170	Haifeng QIAN	CHN	8 Jul 00	43:57.13	
					4:16.14 (12) 8:27.67 (15) 12:47.64 (14) 17:09.11 (11) 21:32.81 (12) 25:57.99 (10) 30:23.82 (9) 35:04.96 (12) 39:39.92 (12) 4:17.21 (9)	
13	221	José Gilberto MENJÍVAR	ESA	22 Aug 01	44:14.02	
					4:12.34 (6) 8:22.03 (9) 12:44.09 (12) 17:10.43 (13) 21:40.14 (14) 26:10.54 (14) 30:42.30 (13) 35:16.37 (13) 39:46.45 (13) 4:27.57 (15)	
14	400	Hilmar DÍAZ	PER	2 Jan 00	44:30.56	PB
					4:18.07 (21) 8:40.14 (21) 13:09.69 (20) 17:43.06 (17) 22:15.14 (17) 26:39.30 (15) 31:14.54 (15) 35:52.63 (14) 40:12.83 (14) 4:17.73 (10)	
15	481	Selman ILHAN	TUR	7 Jan 00	45:33.70	
					4:16.95 (18) 8:27.42 (14) 12:49.96 (15) 17:21.76 (15) 22:03.26 (15) 26:44.79 (16) 31:46.30 (18) 36:33.03 (17) 41:04.49 (15) 4:29.21 (16)	
16	214	Kevin Andrés FAREZ	ECU	17 Apr 00	45:47.58	
					4:18.32 (22) 8:34.67 (19) 12:58.80 (17) 17:34.79 (16) 22:12.79 (16) 26:51.05 (17) 31:34.47 (16) 36:18.81 (15) 41:08.20 (16) 4:39.38 (18)	



SUMMARY



200 Metres Girls - Semi-Final

First 3 in each heat (Q) and the next 2 fastest (q) advance to the Final

RECORDS	RESULT	NAME	COUNTRY	AGE	VENUE	DATE
World U18 Best	WU18B	22.43 Candace HILL	USA	16	Cali (Pascual Guerrero)	19 Jul 2015
Championship Record	CR	22.43 Candace HILL	USA	16	Cali (Pascual Guerrero)	19 Jul 2015
World U18 Leading	WU18L	22.97 Kevona DAVIS	JAM	16	Kingston (NS), JAM	24 Jun 2017

15 July 2017

RANK	PLACE	HEAT	LANE	BIB	NAME	COUNTRY	DATE of BIRTH	RESULT		WIND
1	1	1	4	1163	Talea PREPENS	GER	28 Dec 01	23.64	Q PB	+0.6
2	2	1	6	1112	Jael BESTUÉ	ESP	24 Sep 00	23.81	Q	+0.6
3	1	2	4	1333	Mizgin AY	TUR	22 Jun 00	23.85	Q	+1.0
4	2	2	3	1040	Lorraine MARTINS	BRA	4 Apr 00	23.96	Q	+1.0
5	3	2	5	1188	Hima DAS	IND	9 Jan 00	24.31	Q PB	+1.0
6	4	2	7	1066	Yanan TAO	CHN	9 May 00	24.43	q	+1.0
7	3	1	5	1275	Magdalena STEFANOWICZ	POL	21 Sep 00	24.45	Q	+0.6
8	5	2	6	1009	Gayane CHILOYAN	ARM	27 Sep 00	24.53	q SB	+1.0
9	6	2	2	1364	Oriangy JIMÉNEZ	VEN	15 Sep 01	24.59	PB	+1.0
10	4	1	7	1308	Tami ŠCANCAR	SLO	9 Mar 00	24.68		+0.6
11	5	1	3	1035	Leticia Maria LIMA	BRA	30 Apr 01	24.73		+0.6
12	7	2	1	1356	Tetyana KAYSEN	UKR	25 Dec 00	24.78		+1.0
13	6	1	2	1191	Rajashree PRASAD	IND	3 Feb 00	24.85	PB	+0.6
14	7	1	8	1033	Oarabile TSHOSA	BOT	25 Jun 01	25.07		+0.6
15	8	2	8	1195	Gal KADMON	ISR	18 Apr 00	25.29		+1.0
		1	1	1257	Sade Amore DE SOUSA	NAM	28 Mar 01	DNS		+0.6

ALL-TIME OUTDOOR TOP LIST

RESULT	NAME	VENUE	DATE
22.43	Candace HILL (USA)	Cali (Pascual Guerrero)	19 Jul 15
22.47	Kaylin WHITNEY (USA)	Eugene (Hayward Field), OR	28 Jun 15
22.58	Marion JONES (USA)	New Orleans, LA	28 Jun 92
22.74	Raelene BOYLE (AUS)	Ciudad de México (Estadio Olímpico)	18 Oct 68
22.77	Chandra CHEESEBOROUGH (USA)	Ciudad de México	16 Oct 75
22.79	Jodie WILLIAMS (GBR)	Loughborough	23 May 10
22.80	Lauren Rain WILLIAMS (USA)	Norwalk, CA	27 May 16
22.82	Grit BREUER (GDR)	Macerata	6 Sep 89
22.83	Allyson FELIX (USA)	Norwalk, CA	1 Jun 02
22.88	Gabrielle MAYO (USA)	Indianapolis, IN	23 Jun 06

SEASON OUTDOOR TOP LIST

RESULT	NAME	VENUE	2017
22.97	Kevona DAVIS (JAM)	Kingston (NS), JAM	24 Jun
23.21	Tamari DAVIS (USA)	Eugene (Hayward Field), OR	26 May
23.26	Riley DAY (AUS)	Sydney (SOPAC)	29 Mar
23.28	Sha'Carri RICHARDSON (USA)	Sacramento (Hornet Stadium), CA	24 Jun
23.32	Kishawna WALLACE (JAM)	Kirkvine	14 Jan
23.34	Sashieka STEELE (JAM)	Kirkvine	14 Jan
23.34	Kynneddy FLANNEL (USA)	Austin (Myers Stadium), TX	13 May
23.34	Kayla DAVIS (USA)	Greensboro, NC	25 Jun
23.37	Rosaline EFFIONG (USA)	Arlington, TX	28 Apr
23.39	Joanne REID (JAM)	Kingston (NS), JAM	1 Apr

RESULTS



200 Metres Girls - Semi-Final

First 3 in each heat (Q) and the next 2 fastest (q) advance to the Final

RECORDS	RESULT	NAME	COUNTRY	AGE	VENUE	DATE	
World U18 Best	WU18B	22.43	Candace HILL	USA	16	Cali (Pascual Guerrero)	19 Jul 2015
Championship Record	CR	22.43	Candace HILL	USA	16	Cali (Pascual Guerrero)	19 Jul 2015
World U18 Leading	WU18L	22.97	Kevona DAVIS	JAM	16	Kingston (NS), JAM	24 Jun 2017

Heat 1

2

15 July 2017 17:09 START TIME

24° C TEMPERATURE 54 % HUMIDITY

+0.6m/s WIND

PLACE	BIB	NAME	COUNTRY	DATE OF BIRTH	LANE	RESULT	REACTION	Fn
1	1163	Talea PREPENS	GER	28 Dec 01	4	23.64	Q PB 0.165	
2	1112	Jael BESTUÉ	ESP	24 Sep 00	6	23.81	Q 0.203	
3	1275	Magdalena STEFANOWICZ	POL	21 Sep 00	5	24.45	Q 0.165	
4	1308	Tami ŠCANCAR	SLO	9 Mar 00	7	24.68	0.221	
5	1035	Leticia Maria LIMA	BRA	30 Apr 01	3	24.73	0.183	
6	1191	Rajashree PRASAD	IND	3 Feb 00	2	24.85	PB 0.193	
7	1033	Oarabile TSHOSA	BOT	25 Jun 01	8	25.07	0.217	
	1257	Sade Amore DE SOUSA	NAM	28 Mar 01	1	DNS		

Heat 2

2

15 July 2017 17:16 START TIME

24° C TEMPERATURE 54 % HUMIDITY

+1.0m/s WIND

PLACE	BIB	NAME	COUNTRY	DATE OF BIRTH	LANE	RESULT	REACTION	Fn
1	1333	Mizgin AY	TUR	22 Jun 00	4	23.85	Q 0.196	
2	1040	Lorraine MARTINS	BRA	4 Apr 00	3	23.96	Q 0.182	
3	1188	Hima DAS	IND	9 Jan 00	5	24.31	Q PB 0.177	
4	1066	Yanan TAO	CHN	9 May 00	7	24.43	q 0.216	
5	1009	Gayane CHILOYAN	ARM	27 Sep 00	6	24.53	q SB 0.171	
6	1364	Oriangy JIMÉNEZ	VEN	15 Sep 01	2	24.59	PB 0.220	
7	1356	Tetyana KAYSEN	UKR	25 Dec 00	1	24.78	0.174	
8	1195	Gal KADMON	ISR	18 Apr 00	8	25.29	0.162	

ALL-TIME OUTDOOR TOP LIST

SEASON OUTDOOR TOP LIST

RESULT	NAME	VENUE	DATE	RESULT	NAME	VENUE	2017
22.43	Candace HILL (USA)	Cali (Pascual Guerrero)	19 Jul 15	22.97	Kevona DAVIS (JAM)	Kingston (NS), JAM	24 Jun
22.47	Kaylin WHITNEY (USA)	Eugene (Hayward Field), OR	28 Jun 15	23.21	Tamari DAVIS (USA)	Eugene (Hayward Field), OR	26 May
22.58	Marion JONES (USA)	New Orleans, LA	28 Jun 92	23.26	Riley DAY (AUS)	Sydney (SOPAC)	29 Mar
22.74	Raelene BOYLE (AUS)	ciudad de México (Estadio Olímpico)	18 Oct 68	23.28	Sha'Carri RICHARDSON (USA)	icramento (Hornet Stadium), CA	24 Jun
22.77	Chandra CHEESEBOROUGH (USA)	Ciudad de México	16 Oct 75	23.32	Kishawna WALLACE (JAM)	Kirkvine	14 Jan
22.79	Jodie WILLIAMS (GBR)	Loughborough	23 May 10	23.34	Sashieka STEELE (JAM)	Kirkvine	14 Jan
22.80	Lauren Rain WILLIAMS (USA)	Norwalk, CA	27 May 16	23.34	Kynneddy FLANNEL (USA)	Austin (Myers Stadium), TX	13 May
22.82	Grit BREUER (GDR)	Macerata	6 Sep 89	23.34	Kayla DAVIS (USA)	Greensboro, NC	25 Jun
22.83	Allyson FELIX (USA)	Norwalk, CA	1 Jun 02	23.37	Rosaline EFFIONG (USA)	Arlington, TX	28 Apr
22.88	Gabrielle MAYO (USA)	Indianapolis, IN	23 Jun 06	23.39	Joanne REID (JAM)	Kingston (NS), JAM	1 Apr



RESULTS



1500 Metres Girls - Final

RECORDS	RESULT	NAME	COUNTRY	AGE	VENUE	DATE
World U18 Best	WU18B	3:54.52	Ling ZHANG	CHN	16	Shanghai 18 Oct 1997
Championship Record	CR	4:09.48	Faith Chepngetich KIPYEGON	KEN	17	Lille 9 Jul 2011
World U18 Leading	WU18L	4:11.14	Biri ABERA	ETH	17	Hérouville-St-Clair 15 Jun 2017

15 July 2017 18:35 START TIME 21° C TEMPERATURE 56 % HUMIDITY

PLACE	BIB	NAME	COUNTRY	DATE of BIRTH	ORDER	RESULT
1	1126	Lemlem HAILU	ETH	25 May 01	6	4:20.80
2	1125	Sindu GIRMA	ETH	12 Apr 01	8	4:22.14
3	1218	Edina JEBITOK	KEN	10 Nov 01	9	4:23.16
4	1226	Rachel NZANGI	KEN	10 Oct 00	13	4:24.70
5	1297	Nicole LOUW	RSA	26 Jul 01	10	4:33.40
6	1045	Lilyana GEORGIEVA	BUL	20 Jul 00	11	4:33.58
7	1301	Lyndi ROELOFSE	RSA	30 Apr 01	3	4:36.34
8	1247	Yasmine BIDEKAN	MAR	10 Jul 01	1	4:37.67
9	1287	Angela Veronica OLENICI	ROU	24 Sep 00	2	4:40.69
10	1111	Nyat TEFAY	ERI	30 Dec 00	4	4:42.54
11	1069	Guiping ZHANG	CHN	2 Apr 01	7	4:47.51
12	1051	Ting ZENG	CHN	9 Mar 01	12	5:01.92
13	1324	Khanyisile HLATSHWAKO	SWZ	18 Aug 01	5	5:05.36 PB

INTERMEDIATE TIMES	400m	1297 Nicole LOUW	1:13.21
	800m	1301 Lyndi ROELOFSE	2:26.43
	1200m	1218 Edina JEBITOK	3:35.69

ALL-TIME OUTDOOR TOP LIST				SEASON OUTDOOR TOP LIST			
RESULT	NAME	VENUE	DATE	RESULT	NAME	VENUE	2017
3:54.52	Ling ZHANG (CHN)	Shanghai	18 Oct 97	4:11.14	Biri ABERA (ETH)	Hérouville-St-Clair	15 Jun
3:59.81	Yuan WANG (CHN)	Beijing (NOCAS)	11 Sep 93	4:12.00	Delia SCLABAS (SUI)	Lausanne (Pontaise)	6 Jul
4:02.83	Gudaf TSEGAY (ETH)	Beijing	21 May 14	4:15.61	Ella MCNIVEN (GBR)	Watford	24 Jun
4:04.62	Mary CAIN (USA)	Los Angeles (OC), CA	17 May 13	4:16.80	Martha MOKAYA (KEN)	Fukuoka (Hakatanomori)	15 Jun
4:04.84	Jinqnan LI (CHN)	Paris Saint-Denis	23 Jun 00	4:16.9	Edina JEBITOK (KEN)	Nairobi (Nyayo Stadium)	14 Jun
4:05.84	Fantu WORKU (ETH)	Durban (Kings Park)	24 Jun 16	4:17.21	Camilla ZIESLER (NOR)	Oordegem-Lede	27 May
4:06.02	Ana PADUREANU (ROU)	Pitesti	28 Jun 86	4:17.3	Rachel NZANGI (KEN)	Nairobi (Nyayo Stadium)	14 Jun
4:06.06	Senbere TEFERI (ETH)	Rovereto (Stadio Quercia)	4 Sep 12	4:18.51	Katelyn TUOHY (USA)	Endicott, NY	10 Jun
4:06.20	Abebech NEGUSSIE (ETH)	Oslo (Bislett)	28 Jul 00	4:18.54	Keely SMALL (AUS)	Sydney (SOPAC)	4 Feb
4:06.71	Glenda REISER (CAN)	München (Olympiastadion)	4 Sep 72	4:18.73	Katrina ROBINSON (AUS)	Sydney (SOPAC)	4 Feb



RACE ANALYSIS



1500 Metres Girls - Final

15 July 2017 18:35 START TIME 21° C TEMPERATURE 56 % HUMIDITY

PLACE	BIB	NAME	COUNTRY	DATE of BIRTH	RESULT
		400m			
		800m			
		1200m			
1	1126	Lemlem HAILU	ETH	25 May 01	4:20.80
		1:13.53 (6)			
		2:26.93 (5)			
		3:35.80 (2)			
		1:13.40 (4)			45.00 (1)
2	1125	Sindu GIRMA	ETH	12 Apr 01	4:22.14
		1:13.61 (8)			
		2:26.89 (4)			
		3:36.14 (3)			
		1:13.28 (2)			46.00 (2)
3	1218	Edina JEBITOK	KEN	10 Nov 01	4:23.16
		1:13.37 (3)			
		2:26.70 (3)			
		3:35.69 (1)			
		1:13.33 (3)			47.47 (3)
4	1226	Rachel NZANGI	KEN	10 Oct 00	4:24.70
		1:13.60 (7)			
		2:27.05 (6)			
		3:36.38 (4)			
		1:13.45 (6)			48.32 (4)
5	1297	Nicole LOUW	RSA	26 Jul 01	4:33.40
		1:13.21 (1)			
		2:26.62 (2)			
		3:37.35 (6)			
		1:13.41 (5)			56.05 (6)
6	1045	Lilyana GEORGIEVA	BUL	20 Jul 00	4:33.58
		1:13.43 (5)			
		2:27.16 (8)			
		3:36.99 (5)			
		1:13.73 (7)			56.59 (7)
7	1301	Lyndi ROELOFSE	RSA	30 Apr 01	4:36.34
		1:13.85 (12)			
		2:26.43 (1)			
		3:39.62 (8)			
		1:12.58 (1)			56.72 (8)
8	1247	Yasmine BIDEKAN	MAR	10 Jul 01	4:37.67
		1:13.40 (4)			
		2:27.13 (7)			
		3:37.89 (7)			
		1:13.73 (7)			59.78 (10)
9	1287	Angela Veronica OLENICI	ROU	24 Sep 00	4:40.69
		1:14.21 (13)			
		2:30.35 (13)			
		3:46.44 (10)			
		1:16.14 (13)			54.25 (5)
10	1111	Nyat TEFAY	ERI	30 Dec 00	4:42.54
		1:13.63 (9)			
		2:27.60 (9)			
		3:40.89 (9)			
		1:13.97 (9)			1:01.65 (11)
11	1069	Guiping ZHANG	CHN	2 Apr 01	4:47.51
		1:13.83 (11)			
		2:28.13 (10)			
		3:48.04 (11)			
		1:14.30 (10)			59.47 (9)
12	1051	Ting ZENG	CHN	9 Mar 01	5:01.92
		1:13.63 (10)			
		2:29.61 (12)			
		3:56.30 (12)			
		1:15.98 (12)			1:05.62 (12)
13	1324	Khanyisile HLATSHWAKO	SWZ	18 Aug 01	5:05.36 PB
		1:13.25 (2)			
		2:28.83 (11)			
		3:56.72 (13)			
		1:15.58 (11)			1:08.64 (13)

RESULT PROGRESSION



1500 Metres Girls - Final

RECORDS	RESULT	NAME	COUNTRY	AGE	VENUE	DATE
World U18 Best	WU18B	3:54.52	Ling ZHANG	CHN	16	Shanghai 18 Oct 1997
Championship Record	CR	4:09.48	Faith Chepngetich KIPYEGON	KEN	17	Lille 9 Jul 2011
World U18 Leading	WU18L	4:11.14	Biri ABERA	ETH	17	Hérouville-St-Clair 15 Jun 2017

15 July 2017

RANK	BIB	NAME	COUNTRY	DATE of BIRTH	PHASE	HEAT	PLACE	RESULT
1	1126	Lemlem HAILU	ETH	25 May 01	Final	1	1	4:20.80
2	1125	Sindu GIRMA	ETH	12 Apr 01	Final	1	2	4:22.14
3	1218	Edina JEBITOK	KEN	10 Nov 01	Final	1	3	4:23.16
4	1226	Rachel NZANGI	KEN	10 Oct 00	Final	1	4	4:24.70
5	1297	Nicole LOUW	RSA	26 Jul 01	Final	1	5	4:33.40
6	1045	Lilyana GEORGIEVA	BUL	20 Jul 00	Final	1	6	4:33.58
7	1301	Lyndi ROELOFSE	RSA	30 Apr 01	Final	1	7	4:36.34
8	1247	Yasmine BIDEKAN	MAR	10 Jul 01	Final	1	8	4:37.67
9	1287	Angela Veronica OLENICI	ROU	24 Sep 00	Final	1	9	4:40.69
10	1111	Nyat TESFAY	ERI	30 Dec 00	Final	1	10	4:42.54
11	1069	Guiping ZHANG	CHN	2 Apr 01	Final	1	11	4:47.51
12	1051	Ting ZENG	CHN	9 Mar 01	Final	1	12	5:01.92
13	1324	Khanyisile HLATSHWAKO	SWZ	18 Aug 01	Final	1	13	5:05.36 PB

ALL-TIME OUTDOOR TOP LIST				SEASON OUTDOOR TOP LIST			
RESULT	NAME	VENUE	DATE	RESULT	NAME	VENUE	2017
3:54.52	Ling ZHANG (CHN)	Shanghai	18 Oct 97	4:11.14	Biri ABERA (ETH)	Hérouville-St-Clair	15 Jun
3:59.81	Yuan WANG (CHN)	Beijing (NOCAS)	11 Sep 93	4:12.00	Delia SCLABAS (SUI)	Lausanne (Pontaise)	6 Jul
4:02.83	Gudaf TSEGAY (ETH)	Beijing	21 May 14	4:15.61	Ella MCNIVEN (GBR)	Watford	24 Jun
4:04.62	Mary CAIN (USA)	Los Angeles (OC), CA	17 May 13	4:16.80	Martha MOKAYA (KEN)	Fukuoka (Hakatanomori)	15 Jun
4:04.84	Jinqnan LI (CHN)	Paris Saint-Denis	23 Jun 00	4:16.9	Edina JEBITOK (KEN)	Nairobi (Nyayo Stadium)	14 Jun
4:05.84	Fantu WORKU (ETH)	Durban (Kings Park)	24 Jun 16	4:17.21	Camilla ZIESLER (NOR)	Oordegem-Lede	27 May
4:06.02	Ana PADUREANU (ROU)	Pitesti	28 Jun 86	4:17.3	Rachel NZANGI (KEN)	Nairobi (Nyayo Stadium)	14 Jun
4:06.06	Senbere TEFERI (ETH)	Rovereto (Stadio Quercia)	4 Sep 12	4:18.51	Katelyn TUOHY (USA)	Endicott, NY	10 Jun
4:06.20	Abebech NEGUSSIE (ETH)	Oslo (Bislett)	28 Jul 00	4:18.54	Keely SMALL (AUS)	Sydney (SOPAC)	4 Feb
4:06.71	Glenda REISER (CAN)	München (Olympiastadion)	4 Sep 72	4:18.73	Katrina ROBINSON (AUS)	Sydney (SOPAC)	4 Feb



SUMMARY



100m Hurdles (76.2cm) Girls - Round 1

First 2 in each heat (Q) and the next 2 fastest (q) advance to the Final

RECORDS	RESULT	NAME	COUNTRY	AGE	VENUE	DATE
World U18 Best	WU18B	12.94 Yanique THOMPSON	JAM	17	Donetsk	11 Jul 2013
Championship Record	CR	12.94 Yanique THOMPSON	JAM	17	Donetsk	11 Jul 2013
World U18 Leading	WU18L	12.98 Cyrena SAMBA-MAYELA	FRA	17	Nairobi	15 Jul 2017

15 July 2017

RANK	PLACE	HEAT	LANE	BIB	NAME	COUNTRY	DATE of BIRTH	RESULT		WIND
1	1	3	6	1149	Cyrena SAMBA-MAYELA	FRA	31 Oct 00	12.98	Q	WU18L +1.2
2	2	3	4	1203	Daszay FREEMAN	JAM	25 Jan 00	13.07	Q	PB +1.2
3	1	1	7	1196	Britany ANDERSON	JAM	3 Jan 01	13.10	Q	+0.3
4	2	1	2	1367	Yoveini MOTA	VEN	20 Jun 00	13.18	Q	PB +0.3
5	1	2	4	1334	Seval AYAZ	TUR	25 Sep 00	13.20	Q	PB +0.4
6	2	2	7	1088	Markéta ŠTOLOVÁ	CZE	1 Oct 00	13.41	Q	+0.4
7	3	2	6	1140	Mathilde COQUILLAUD SALOMON	FRA	21 Nov 00	13.50	q	PB +0.4
8	3	1	5	1037	Micaela DE MELLO	BRA	7 Mar 00	13.56	q	PB +0.3
9	4	2	3	1311	Nika GLOJNARIC	SLO	29 Nov 00	13.58		SB +0.4
10	4	1	3	1153	Antonia BUSCHENDORF	GER	16 Nov 01	13.60		+0.3
11	3	3	7	1113	Carla GARCÍA	ESP	9 Oct 01	13.77		+1.2
12	5	2	2	1043	Nikol ANDONOVA	BUL	25 Jan 00	13.79		PB +0.4
13	4	3	3	1366	Keidy MORLES	VEN	23 Jul 00	13.81		PB +1.2
14	5	3	5	1338	Nefise KARATAY	TUR	25 Feb 00	13.96		+1.2
15	6	2	5	1292	Bianca Elena TOADER	ROU	18 May 01	14.15		PB +0.4
16	6	3	2	1101	Marianny OTAÑO	DOM	5 May 00	14.23		+1.2
17	5	1	6	1185	Cho Yan SHING	HKG	12 May 01	14.29		+0.3
18	6	1	4	1284	Andreea Mihaela CARACUDA	ROU	28 Aug 00	14.34		+0.3
19	7	1	8	1228	Nusra RUKIA	KEN	29 Aug 01	15.96		PB +0.3

ALL-TIME OUTDOOR TOP LIST				SEASON OUTDOOR TOP LIST			
RESULT	NAME	VENUE	DATE	RESULT	NAME	VENUE	2017
12.94	Yanique THOMPSON (JAM)	Donetsk	11 Jul 13	12.98	Cyrena SAMBA-MAYELA (FRA)	Nairobi	15 Jul
12.95	Alexis DUNCAN (USA)	Cali (Pascual Guerrero)	16 Jul 15	13.04	Britany ANDERSON (JAM)	Kingston (NS), JAM	31 Mar
12.98	Cyrena SAMBA-MAYELA (FRA)	Nairobi	15 Jul 17	13.07	Daszay FREEMAN (JAM)	Nairobi	15 Jul
13.01	Dior HALL (USA)	Donetsk	11 Jul 13	13.18	Yoveini MOTA (VEN)	Nairobi	15 Jul
13.04	Maribel CAICEDO (ECU)	Cali (Pascual Guerrero)	16 Jul 15	13.20	Seval AYAZ (TUR)	Nairobi	15 Jul
13.04	Britany ANDERSON (JAM)	Kingston (NS), JAM	31 Mar 17	13.30	Shanette ALLISON (JAM)	Kingston (NS), JAM	28 Mar
13.07	Marisa VAZ CARVALHO (POR)	bilisi (New District Arena)	15 Jul 16	13.31	Markéta ŠTOLOVÁ (CZE)	Praha	19 May
13.07	Daszay FREEMAN (JAM)	Nairobi	15 Jul 17	13.38	Lateisha WILLIS (AUS)	Canberra (AISAT)	18 Feb
13.08	Adrianna LAMALLE (FRA)	ioszcz (Zdzislaw Krzyszkowiak)	18 Jul 99	13.38	Antoinette VAN DER MERWE (RSA)	Schweinfurt	24 Jun
13.11	Trinity WILSON (USA)	Lille	7 Jul 11	13.38	María VICENTE (ESP)	Getafe	25 Jun

RESULTS



100m Hurdles (76.2cm) Girls - Round 1

First 2 in each heat (Q) and the next 2 fastest (q) advance to the Final

RECORDS	RESULT	NAME	COUNTRY	AGE	VENUE	DATE
World U18 Best	WU18B	12.94 Yanique THOMPSON	JAM	17	Donetsk	11 Jul 2013
Championship Record	CR	12.94 Yanique THOMPSON	JAM	17	Donetsk	11 Jul 2013
World U18 Leading	WU18L	12.98 Cyrena SAMBA-MAYELA	FRA	17	Nairobi	15 Jul 2017

Heat 1		15 July 2017		11:34 START TIME		18° C TEMPERATURE		68 % HUMIDITY		+0.3m/s WIND		
PLACE	BIB	NAME	COUNTRY	DATE OF BIRTH	LANE	RESULT	REACTION	Fn				
1	1196	Britany ANDERSON	JAM	3 Jan 01	7	13.10	Q	0.207				
2	1367	Yoveini MOTA	VEN	20 Jun 00	2	13.18	Q	PB	0.208			
3	1037	Micaela DE MELLO	BRA	7 Mar 00	5	13.56	q	PB	0.176			
4	1153	Antonia BUSCHENDORF	GER	16 Nov 01	3	13.60			0.192			
5	1185	Cho Yan SHING	HKG	12 May 01	6	14.29			0.172			
6	1284	Andreea Mihaela CARACUDA	ROU	28 Aug 00	4	14.34			0.177			
7	1228	Nusra RUKIA	KEN	29 Aug 01	8	15.96		PB	0.183			

Heat 2		15 July 2017		11:41 START TIME		18° C TEMPERATURE		68 % HUMIDITY		+0.4m/s WIND		
PLACE	BIB	NAME	COUNTRY	DATE OF BIRTH	LANE	RESULT	REACTION	Fn				
1	1334	Sevval AYAZ	TUR	25 Sep 00	4	13.20	Q	PB	0.162			
2	1088	Markéta ŠTOLOVÁ	CZE	1 Oct 00	7	13.41	Q		0.203			
3	1140	Mathilde COQUILLAUD SALOMON	FRA	21 Nov 00	6	13.50	q	PB	0.213			
4	1311	Nika GLOJNARIC	SLO	29 Nov 00	3	13.58		SB	0.191			
5	1043	Nikol ANDONOVA	BUL	25 Jan 00	2	13.79		PB	0.150			
6	1292	Bianca Elena TOADER	ROU	18 May 01	5	14.15		PB	0.154			

Heat 3		15 July 2017		11:47 START TIME		18° C TEMPERATURE		68 % HUMIDITY		+1.2m/s WIND		
PLACE	BIB	NAME	COUNTRY	DATE OF BIRTH	LANE	RESULT	REACTION	Fn				
1	1149	Cyrena SAMBA-MAYELA	FRA	31 Oct 00	6	12.98	Q	WU18L	0.235			
2	1203	Daszay FREEMAN	JAM	25 Jan 00	4	13.07	Q	PB	0.222			
3	1113	Carla GARCÍA	ESP	9 Oct 01	7	13.77						
4	1366	Keidy MORLES	VEN	23 Jul 00	3	13.81		PB	0.160			
5	1338	Nefise KARATAY	TUR	25 Feb 00	5	13.96			0.154			
6	1101	Marianny OTAÑO	DOM	5 May 00	2	14.23			0.172			

ALL-TIME OUTDOOR TOP LIST				SEASON OUTDOOR TOP LIST			
RESULT	NAME	VENUE	DATE	RESULT	NAME	VENUE	2017
12.94	Yanique THOMPSON (JAM)	Donetsk	11 Jul 13	12.98	Cyrena SAMBA-MAYELA (FRA)	Nairobi	15 Jul
12.95	Alexis DUNCAN (USA)	Cali (Pascual Guerrero)	16 Jul 15	13.04	Britany ANDERSON (JAM)	Kingston (NS), JAM	31 Mar
12.98	Cyrena SAMBA-MAYELA (FRA)	Nairobi	15 Jul 17	13.07	Daszay FREEMAN (JAM)	Nairobi	15 Jul
13.01	Dior HALL (USA)	Donetsk	11 Jul 13	13.18	Yoveini MOTA (VEN)	Nairobi	15 Jul
13.04	Maribel CAICEDO (ECU)	Cali (Pascual Guerrero)	16 Jul 15	13.20	Sevval AYAZ (TUR)	Nairobi	15 Jul
13.04	Britany ANDERSON (JAM)	Kingston (NS), JAM	31 Mar 17	13.30	Shanette ALLISON (JAM)	Kingston (NS), JAM	28 Mar
13.07	Marisa VAZ CARVALHO (POR)	bilisi (New District Arena)	15 Jul 16	13.31	Markéta ŠTOLOVÁ (CZE)	Praha	19 May
13.07	Daszay FREEMAN (JAM)	Nairobi	15 Jul 17	13.38	Lateisha WILLIS (AUS)	Canberra (AISAT)	18 Feb
13.08	Adrianna LAMALLE (FRA)	ioszcz (Zdzislaw Krzyszkowiak)	18 Jul 99	13.38	Antoinette VAN DER MERWE (RSA)	Schweinfurt	24 Jun
13.11	Trinity WILSON (USA)	Lille	7 Jul 11	13.38	María VICENTE (ESP)	Getafe	25 Jun



RESULTS



400 Metres Hurdles Girls - Final

RECORDS	RESULT	NAME	COUNTRY	AGE	VENUE	DATE
World U18 Best	WU18B	54.15 Sydney MCLAUGHLIN	USA	17	Eugene (Hayward Field), OR	10 Jul 2016
Championship Record	CR	55.94 Sydney MCLAUGHLIN	USA	16	Calí (Pascual Guerrero)	18 Jul 2015
World U18 Leading	WU18L	57.27 Sanique WALKER	JAM	17	Kingston (NS), JAM	31 Mar 2017

15 July 2017 18:03 START TIME 24° C TEMPERATURE 50 % HUMIDITY

PLACE	BIB	NAME	COUNTRY	DATE OF BIRTH	LANE	RESULT	REACTION	Fn
1	1304	Zeney VAN DER WALT	RSA	22 May 00	5	58.23		
2	1206	Sanique WALKER	JAM	8 Apr 00	4	58.27		
3	1176	Gisele WENDER	GER	25 Apr 00	8	59.17	PB	
4	1240	Gabija GALVYDYTE	LTU	17 Jan 00	3	59.49		
5	1143	Shana GREBO	FRA	19 Nov 00	7	1:00.75		
6	1073	Valeria CABEZAS	COL	16 Jan 01	1	1:00.80		
7	1059	Jiadie MO	CHN	6 Jan 00	2	1:01.13		
8	1034	Chayenne DA SILVA	BRA	5 Feb 00	6	1:02.17		

ALL-TIME OUTDOOR TOP LIST				SEASON OUTDOOR TOP LIST			
RESULT	NAME	VENUE	DATE	RESULT	NAME	VENUE	2017
54.15	Sydney MCLAUGHLIN (USA)	Eugene (Hayward Field), OR	10 Jul 16	57.27	Sanique WALKER (JAM)	Kingston (NS), JAM	31 Mar
55.20	Leslie MAXIE (USA)	San Jose, CA	9 Jun 84	57.55	Masai RUSSELL (USA)	Sacramento (Hornet Stadium), CA	24 Jun
55.30	Rui LI (CHN)	Nanjing	26 Oct 95	57.94	Zeney VAN DER WALT (RSA)	Cape Town (Green Point)	8 Apr
55.43	Shui LI (CHN)	Shanghai	21 Oct 97	58.21	Gontse MORAKE (RSA)	Cape Town (Green Point)	8 Apr
55.96	Ebonv COLLINS (USA)	Marrakech (Sidi Youssef Ben Ali)	15 Jul 05	58.94	Gabija GALVYDYTE (LTU)	Nairobi	13 Jul
56.01	Radoshtina DIMITROVA (BUL)	Schwechat	28 Aug 83	59.15	Jiadie MO (CHN)	Guiyang	26 Jun
56.22	Claudia BARTL (GDR)	Cottbus	25 Aug 85	59.17	Gisele WENDER (GER)	Nairobi	15 Jul
56.23	Jana PITTMAN (AUS)	Sydney	18 Dec 99	59.26	Juli VERCUIEL (RSA)	Cape Town (Green Point)	8 Apr
56.43	Ionela TÂRLEA (ROU)	San Sebastián	1 Aug 93	59.28	Rogaíl JOSEPH (RSA)	Cape Town (Green Point)	8 Apr
56.50	Kate Chiwedu OBILOR (NGR)	Lagos, NGR	21 Jul 01	59.32	Sára MÁTÓ (HUN)	Szekszárd	13 May



RESULT PROGRESSION



400 Metres Hurdles Girls - Final

RECORDS	RESULT	NAME	COUNTRY	AGE	VENUE	DATE
World U18 Best	WU18B	54.15 Sydney MCLAUGHLIN	USA	17	Eugene (Hayward Field), OR	10 Jul 2016
Championship Record	CR	55.94 Sydney MCLAUGHLIN	USA	16	Cali (Pascual Guerrero)	18 Jul 2015
World U18 Leading	WU18L	57.27 Sanique WALKER	JAM	17	Kingston (NS), JAM	31 Mar 2017

15 July 2017

RANK	BIB	NAME	COUNTRY	DATE of BIRTH	PHASE	HEAT	LANE	PLACE	RESULT
1	1304	Zeney VAN DER WALT	RSA	22 May 00	Final	1	5	1	58.23
					Round 1	2	5	3	59.60 Q
2	1206	Sanique WALKER	JAM	8 Apr 00	Final	1	4	2	58.27
					Round 1	3	4	1	58.74 Q
3	1176	Gisele WENDER	GER	25 Apr 00	Final	1	8	3	59.17 PB
					Round 1	2	8	4	59.76 Q
4	1240	Gabija GALVYDYTE	LTU	17 Jan 00	Final	1	3	4	59.49
					Round 1	3	6	2	58.94 Q PB
5	1143	Shana GREBO	FRA	19 Nov 00	Final	1	7	5	1:00.75
					Round 1	1	5	7	1:00.11 Q PB
6	1073	Valeria CABEZAS	COL	16 Jan 01	Final	1	1	6	1:00.80
					Round 1	3	8	5	59.90 q
7	1059	Jiadie MO	CHN	6 Jan 00	Final	1	2	7	1:01.13
					Round 1	1	1	8	1:00.28 q
8	1034	Chayenne DA SILVA	BRA	5 Feb 00	Final	1	6	8	1:02.17
					Round 1	1	6	6	1:00.05 Q PB

ALL-TIME OUTDOOR TOP LIST					SEASON OUTDOOR TOP LIST				
RESULT	NAME		VENUE	DATE	RESULT	NAME		VENUE	2017
54.15	Sydney MCLAUGHLIN (USA)		Eugene (Hayward Field), OR	10 Jul 16	57.27	Sanique WALKER (JAM)		Kingston (NS), JAM	31 Mar
55.20	Leslie MAXIE (USA)		San Jose, CA	9 Jun 84	57.55	Masai RUSSELL (USA)		Sacramento (Hornet Stadium), CA	24 Jun
55.30	Rui LI (CHN)		Nanjing	26 Oct 95	57.94	Zeney VAN DER WALT (RSA)		Cape Town (Green Point)	8 Apr
55.43	Shuju LI (CHN)		Shanghai	21 Oct 97	58.21	Gontse MORAKE (RSA)		Cape Town (Green Point)	8 Apr
55.96	Ebony COLLINS (USA)		Marrakech (Sidi Youssef Ben Ali)	15 Jul 05	58.94	Gabija GALVYDYTE (LTU)		Nairobi	13 Jul
56.01	Radoshtina DIMITROVA (BUL)		Schwechat	28 Aug 83	59.15	Jiadie MO (CHN)		Guiyang	26 Jun
56.22	Claudia BARTL (GDR)		Cottbus	25 Aug 85	59.17	Gisele WENDER (GER)		Nairobi	15 Jul
56.23	Jana PITTMAN (AUS)		Sydney	18 Dec 99	59.26	Juli VERCUIEL (RSA)		Cape Town (Green Point)	8 Apr
56.43	Ionela TÂRLEA (ROU)		San Sebastián	1 Aug 93	59.28	Roqail JOSEPH (RSA)		Cape Town (Green Point)	8 Apr
56.50	Kate Chiwedu OBILOR (NGR)		Lagos, NGR	21 Jul 01	59.32	Sára MÁTÓ (HUN)		Szekszárd	13 May

RESULTS

Pole Vault Girls - Final



RECORDS	RESULT	NAME	COUNTRY	AGE	VENUE	DATE
World U18 Best	WU18B	4.50 Lisa GUNNARSSON	SWE	17	Pézenas	28 May 2016
World U18 Best	WU18B	4.50 Lisa GUNNARSSON	SWE	17	Angers	25 Jun 2016
Championship Record	CR	4.35 Vicky PARNOV	AUS	17	Ostrava	14 Jul 2007
World U18 Leading	WU18L	4.40 Olivia MCTAGGART	NZL	17	Hastings, NZL	14 Jan 2017

15 July 2017 17:33 START TIME 24° C 50 %
TEMPERATURE HUMIDITY
19:34 END TIME 21° C 56 %

PLACE	BIB	NAME	COUNTRY	DATE of BIRTH	ORDER	RESULT	3.60	3.75	3.90	4.00	4.10	4.15	4.20	4.30
1	1060	Chunge NIU	CHN	14 Feb 00	5	4.20 PB	-	0	0	0	0	0	0	XXX
2	1177	Leni Freyja WILDGRUBE	GER	15 Aug 01	8	4.15 PB	0	0	XO	XO	XXO	0	XXX	
3	1135	Anna AIRAULT	FRA	30 Sep 00	9	4.10 PB	0	0	0	0	XO	X-	XX	
4	1346	Mesure Tutku YILMAZ	TUR	1 Jan 00	7	4.00	-	XXO	0	XO	XXX			
5	1166	Lauré SCHEUTZOW	GER	23 Sep 00	4	4.00 PB	0	0	0	XXO	XXX			
6	1319	Lara ZUPANC	SLO	22 Mar 00	1	3.90 PB	0	0	0	XXX				
7	1277	Karolina WEJMAN	POL	13 Aug 01	6	3.90 PB	0	XO	XO	XXX				
8	1272	Anna LYKO	POL	30 May 01	3	3.60	XO	XXX						
	1062	Chenyao SHE	CHN	21 Aug 00	2	NM	-	XXX						

ALL-TIME OUTDOOR TOP LIST				SEASON OUTDOOR TOP LIST			
RESULT	NAME	VENUE	DATE	RESULT	NAME	VENUE	2017
4.50	Lisa GUNNARSSON (SWE)	Pézenas	28 May 16	4.40	Olivia MCTAGGART (NZL)	Hastings, NZL	14 Jan
4.47	Anjelica BENGTTSSON (SWE)	Moskva	22 May 10	4.33	Saqa ANDERSSON (FIN)	Somero	2 Jul
4.40	Valeriya VOLIK (RUS)	Kazan	8 Jul 06	4.25	Molly CAUDERY (GBR)	Cardiff	21 Jun
4.40	Yinqning ZHANG (CHN)	Osaka	5 May 07	4.20	Chunge NIU (CHN)	Nairobi	15 Jul
4.40	Vicky PARNOV (AUS)	Saulheim	30 Jun 07	4.15	Leni Freyja WILDGRUBE (GER)	Nairobi	15 Jul
4.40	Liz PARNOV (AUS)	Perth, AUS	17 Apr 10	4.11	Mackenzie HAYWARD (USA)	Arlington, TX	28 Apr
4.40	Robeilys PEINADO (VEN)	Medellín	25 Aug 13	4.11	Ariadni ADAMOPOÚLOU (GRE)	Trikala	25 Jun
4.40	Nina KENNEDY (AUS)	Eugene (Hayward Field), OR	24 Jul 14	4.10	Anna AIRAULT (FRA)	Nairobi	15 Jul
4.40	Olivia MCTAGGART (NZL)	Hastings, NZL	14 Jan 17	4.09	Nastassja CAMPBELL (USA)	Houston (New Caney HS), TX	6 Apr
4.36	Anjelica MOSER (SUI)	Nanjing (Olympic Stadium)	23 Aug 14	4.06	Victoria KALITTA (POL)	Torun	8 Jul

RESULTS

Triple Jump Girls - Final



RECORDS	RESULT	NAME	COUNTRY	AGE	VENUE	DATE
World U18 Best	WU18B	14.57	Qiyuan HUANG	CHN	17	Shanghai 19 Oct 1997
Championship Record	CR	13.86	Cristine SPATARU	ROU	17	Sherbrooke 11 Jul 2003
World U18 Leading	WU18L	13.64	Qiujiào TAN	CHN	17	Nairobi 15 Jul 2017

15 July 2017 16:53 START TIME 24° C 54 %
 TEMPERATURE HUMIDITY
 18:13 END TIME 24° C 50 %

PLACE	BIB	NAME	COUNTRY	DATE of BIRTH	ORDER	RESULT		1	2	3	ORDER	4	5	6
1	1065	Qiujiào TAN	CHN	28 May 00	3	13.64 0.0	WU18L	X 0.0	13.64 0.0	X +0.4	8	13.38 0.0	13.38 -0.6	13.47 -0.1
2	1046	Aleksandra NACHEVA	BUL	20 Aug 01	2	13.54 +0.5	PB	13.38 -1.5	12.90 -0.7	13.34 -1.0	7	13.17 +0.4	13.54 +0.5	13.32 +1.3
3	1082	Zulia HERNÁNDEZ	CUB	12 Dec 01	5	13.29 +1.6	PB	13.29 +1.6	X -0.7	X 0.0	6	12.57 -0.1	12.45 -0.5	12.36 +0.5
4	1061	Youqi PAN	CHN	10 Jul 00	7	13.11 +0.4	PB	12.62 +0.9	12.24 -1.5	13.08 +0.5	5	12.44 +0.2	13.11 +0.4	12.79 -1.6
5	1144	Victoria JOSSE	FRA	29 Oct 00	6	12.99 +2.7		X 0.0	12.42 -0.8	12.88 -3.0	4	12.40 -0.8	X -1.4	12.99 w +2.7
6	1317	Eva PEPELNAK	SLO	4 Oct 00	10	12.79 -0.1		X 0.0	12.60 +0.1	12.67 -0.4	2	12.77 -2.2	12.65 -0.2	12.79 -0.1
7	1139	Tene CISSÉ	FRA	3 Mar 00	4	12.73 -0.8	SB	12.73 -0.8	12.70 +1.7	11.17 +0.7	3	12.34 +0.1	12.30 +0.1	12.65 +1.5
8	1286	Diana Ana Maria ION	ROU	27 Nov 00	9	12.55 +0.9		12.55 +0.9	12.47 -0.4	12.25 w +2.3	1	12.40 +0.7	12.25 -0.2	12.38 0.0
9	1224	Gloria MULEI	KEN	28 Sep 00	8	12.46 +2.3		X 0.0	12.07 +1.3	12.46 w +2.3				
10	1091	Emma MAŠTALÍROVÁ	CZE	27 Nov 00	1	12.44 -0.8		12.39 +1.1	12.40 -0.9	12.44 -0.8				
11	1042	Nerisnelia SOUSA	BRA	24 Feb 01	11	12.44 +0.8		X 0.0	12.44 +0.8	12.40 -1.2				
12	1008	Yana ABRAHAMYAN	ARM	20 Oct 00	12	12.12 -1.1		12.12 -1.1	12.09 -0.9	11.90 -1.8				

ALL-TIME OUTDOOR TOP LIST				SEASON OUTDOOR TOP LIST			
RESULT	NAME	VENUE	DATE	RESULT	NAME	VENUE	2017
14.57	Qiyuan HUANG (CHN)	Shanghai	19 Oct 97	13.64	Qiujiào TAN (CHN)	Nairobi	15 Jul
14.29	Ruiping REN (CHN)	Beijing (NOCAS)	13 Sep 93	13.54	Aleksandra NACHEVA (BUL)	Nairobi	15 Jul
14.25	Dailenys ALCÁNTARA (CUB)	zcz (Zdzisław Krzyszkowiak)	10 Jul 08	13.38	Yanq YANG (CHN)	Dalian	8 Jul
14.17	Ana PELETEIRO (ESP)	Barcelona (Estadio Olímpico)	12 Jul 12	13.31	Heather ARNETON (FRA)	El Paso, TX	22 Apr
14.10	Zhuri WANG (CHN)	Shanghai	17 Oct 97	13.29	Jasmine MOORE (USA)	Greensboro, NC	17 Jun
14.08	Davisleydi VELAZCO (CUB)	bana (Estadio Panamericano)	28 May 16	13.29	Zulia HERNÁNDEZ (CUB)	Nairobi	15 Jul
14.07	Shaohua YU (CHN)	Deyang	14 May 02	13.21	María VICENTE (ESP)	Getafe	24 Jun
14.02	Jiahui LI (CHN)	Shijiazhuang	22 Sep 86	13.12	Thalía de la C. PEDROSO (CUB)	abana (Estadio Panamericano)	16 Jun
14.02	Mabel GAY (CUB)	La Habana	29 Jul 00	13.11	Youqi PAN (CHN)	Nairobi	15 Jul
13.93	Yanmei LI (CHN)	Wuhan	31 Oct 07	13.08	Yumileydís MARTÉN (CUB)	La Habana (Estadio Panamericano)	17 Feb

RESULTS



Hammer Throw Girls - Final

RECORDS	RESULT	NAME	COUNTRY	AGE	VENUE	DATE
World U18 Best	WU18B	76.04	Réka GYURÁTZ	HUN	17	Zalaegerszeg 23 Jun 2013
Championship Record	CR	73.20	Réka GYURÁTZ	HUN	17	Donetsk 13 Jul 2013
World U18 Leading	WU18L	71.12	Amanda ALMENDÁRIZ	CUB	17	Nairobi 15 Jul 2017

15 July 2017 16:34 START TIME 24° C 54 %
TEMPERATURE HUMIDITY
17:51 END TIME 24° C 50 %

PLACE	BIB	NAME	COUNTRY	DATE of BIRTH	ORDER	RESULT	1	2	3	ORDER	4	5	6
1	1078	Amanda ALMENDÁRIZ	CUB	19 Nov 00	4	71.12 WU18L	65.72	71.12	X	8	X	X	67.45
2	1083	Yaritza de la C. MARTÍNEZ	CUB	3 Feb 00	9	69.75	67.97	69.75	X	7	X	X	X
3	1026	Katsiaryna VALADKEVICH	BLR	20 Jan 00	7	68.17	66.05	64.61	62.93	5	64.66	68.17	X
4	1138	Juliette CIOFANI	FRA	5 Sep 00	5	67.54 PB	66.85	67.54	62.47	6	62.62	67.02	64.74
5	1025	Tatsiana RAMANOVICH	BLR	26 Mar 00	11	66.25	X	64.64	X	3	64.80	66.25	X
6	1343	Dünya Ezgi SAYAN	TUR	26 Feb 00	12	65.05 PB	X	64.74	63.04	4	64.55	65.05	63.63
7	1117	Natalia SÁNCHEZ	ESP	8 May 00	10	64.59	62.35	63.68	64.59	2	X	59.17	63.43
8	1116	Gema MARTÍ	ESP	19 Jul 00	8	64.43	64.43	X	63.82	1	X	X	X
9	1303	Tharina VAN DER WALT	RSA	22 Feb 00	2	61.45	X	X	61.45				
10	1266	Ximena ZORRILLA	PER	2 Nov 00	3	60.72	57.53	60.72	55.81				
11	1310	Lina CATER	SLO	5 Oct 00	1	58.70	58.70	X	54.89				
12	1270	Aleksandra KUFEL	POL	7 Sep 01	6	57.97	57.97	X	X				

ALL-TIME OUTDOOR TOP LIST				SEASON OUTDOOR TOP LIST			
RESULT	NAME	VENUE	DATE	RESULT	NAME	VENUE	2017
76.04	Réka GYURÁTZ (HUN)	Zalaegerszeg	23 Jun 13	71.12	Amanda ALMENDÁRIZ (CUB)	Nairobi	15 Jul
74.38	Helga VÖLGYI (HUN)	Zalaegerszeg	23 Jun 13	69.87	Yaritza de la C. MARTÍNEZ (CUB)	ana (Estadio Panamericano)	30 Jun
73.97	Zsófia BÁCISKAY (HUN)	Budapest	1 Mar 14	69.58	Ana Adela STANCIU (ROU)	Istanbul	3 Jun
73.33	Barbara ŠPILER (SLO)	Varaždin	5 Jul 08	69.04	Katsiaryna VALADKEVICH (BLR)	Grodno	16 Jun
71.68	Sofia PALKINA (RUS)	Adler (Stadion Yunost)	23 Feb 15	68.29	Neele KOOPMANN (GER)	Fränkisch-Crumbach	5 Jun
71.14	Alexandra HULLEY (AUS)	Adelaide (Santos Stadium)	6 Dec 14	68.00	Valeriya IVANENKO (UKR)	Bursa	7 May
71.12	Amanda ALMENDÁRIZ (CUB)	Nairobi	15 Jul 17	67.85	Zsanett NÉMETH (HUN)	Szombathely	29 Apr
71.01	Petra JAKELJIC (CRO)	Sokolac	29 Jul 12	67.81	Li JI (CHN)	Bangkok (National Stadium)	21 May
70.72	Grete AHLBERG (SWE)	Kalmar	23 Aug 15	67.54	Juliette CIOFANI (FRA)	Nairobi	15 Jul
70.27	Lucia PRINETTI ANZALAPAYA (ITA)	g (Olympic Stadium)	21 Aug 14	67.37	Gema MARTÍ (ESP)	Getafe	25 Jun

SUMMARY



Javelin Throw Girls - Qualification

With qualifying standard of 53.00 (Q) or at least the 12 best performers (q) advance to the Final

RECORDS	RESULT	NAME	COUNTRY	AGE	VENUE	DATE
World U18 Best WU18B	65.44	Marisleisys DUARTHE	CUB	17	La Habana (Estadio Panamericano)	25 May 2017
Championship Record CR	61.47	Mackenzie LITTLE	AUS	17	Donetsk	11 Jul 2013
World U18 Leading WU18L	65.44	Marisleisys DUARTHE	CUB	17	La Habana (Estadio Panamericano)	25 May 2017

15 July 2017

RANK	PLACE	GROUP	BIB	NAME	COUNTRY	DATE of BIRTH	RESULT	
1	1	B	1080	Marisleisys DUARTHE	CUB	17 Sep 00	57.29	Q
2	2	B	1024	Yuliya MAKEYEVA	BLR	5 Nov 00	56.47	Q PB
3	3	B	1052	Qianqian DAI	CHN	23 Aug 00	54.96	Q
4	1	A	1050	Qing CAI	CHN	8 Mar 00	54.87	Q
5	2	A	1305	Jana VAN SCHALKWYK	RSA	7 Mar 01	53.69	Q PB
6	3	A	1175	Julia ULBRICHT	GER	28 Nov 00	53.32	Q PB
7	4	B	1178	Lea Luis WIPPER	GER	14 Oct 01	52.75	q
8	5	B	1276	Maria SZRAMIAK	POL	5 Jul 00	51.42	q
9	4	A	1039	Alana MARANHÃO	BRA	25 Jan 01	50.97	q PB
10	5	A	1081	Melissa M. HERNÁNDEZ	CUB	16 Mar 01	50.96	q
11	6	A	1103	Yuleixi Anaí ANGULO	ECU	2 Jan 01	49.44	q
12	7	A	1022	Karyna BUTKEVICH	BLR	5 Oct 01	48.92	q
13	6	B	1076	Yiseth Magalí JIMÉNEZ	COL	19 Apr 00	47.56	
14	7	B	1309	Zoja ŠUŠTERŠIČ	SLO	29 May 00	46.81	
15	8	B	1235	Nikola OZOLA	LAT	2 Feb 01	44.49	
16	9	B	1360	Marianna SAVDZHY	UKR	10 Jul 01	42.64	
17	8	A	1267	Malgorzata CZARNATA	POL	24 Jan 01	41.46	
18	9	A	1213	Cynthia CHEBET	KEN	6 Jul 00	40.78	
19	10	A	1253	Mayela Guadalupe OROZCO	MEX	22 Jan 00	40.66	

ALL-TIME OUTDOOR TOP LIST				SEASON OUTDOOR TOP LIST			
RESULT	NAME	VENUE	DATE	RESULT	NAME	VENUE	2017
65.44	Marisleisys DUARTHE (CUB)	ina (Estadio Panamericano)	25 May 17	65.44	Marisleisys DUARTHE (CUB)	a Habana (Estadio Panamericano)	25 May
61.97	Yuzhen YU (CHN)	Doha (Hamad Bin Suhaim)	8 May 15	58.85	Kaja Mørch PETERSEN (NOR)	Skien	3 Jun
61.47	Mackenzie LITTLE (AUS)	Donetsk	11 Jul 13	58.30	Carolina VISCA (ITA)	Halle	21 May
60.89	Arianne DUARTE MORAIS (NOR)	isi (New District Arena)	17 Jul 16	57.03	Qing CAI (CHN)	Nanchang	19 Apr
60.39	Sofi FLINK (SWE)	Espoo	19 Aug 12	56.71	Julia VALTANEN (FIN)	Pihtipudas	29 Jun
60.35	Haruka KITAGUCHI (JPN)	Calí (Pascual Guerrero)	16 Jul 15	56.47	Yuliya MAKEYEVA (BLR)	Nairobi	15 Jul
60.09	Carolina VISCA (ITA)	Tbilisi (New District Arena)	1 Aug 15	56.29	Yu LIAO (CHN)	Bangkok (National Stadium)	22 May
59.94	Yulenmis AGUILAR (CUB)	Donetsk	11 Jul 13	55.98	Qianqian DAI (CHN)	Halle	21 May
59.52	Hanna TARASIUK (BLR)	Nanjing (Olympic Stadium)	25 Aug 14	55.98	Melissa M. HERNÁNDEZ (CUB)	labana (Estadio Panamericano)	25 May
59.07	Margaux NICOLLIN (FRA)	Lens	21 Jul 12	55.77	Jing ZHANG (CHN)	Nanchang	19 Apr



RESULTS



Javelin Throw Girls - Qualification

With qualifying standard of 53.00 (Q) or at least the 12 best performers (q) advance to the Final

RECORDS	RESULT	NAME	COUNTRY	AGE	VENUE	DATE
World U18 Best	WU18B	65.44	Marisleisys DUARTHE	CUB	17	La Habana (Estadio Panamericano) 25 May 2017
Championship Record	CR	61.47	Mackenzie LITTLE	AUS	17	Donetsk 11 Jul 2013
World U18 Leading	WU18L	65.44	Marisleisys DUARTHE	CUB	17	La Habana (Estadio Panamericano) 25 May 2017

Group A

15 July 2017 09:34 START TIME
14° C 88 %
TEMPERATURE HUMIDITY
10:03 END TIME
15° C 82 %

PLACE	BIB	NAME	COUNTRY	DATE OF BIRTH	ORDER	RESULT	1	2	3
1	1050	Qing CAI	CHN	8 Mar 00	10	54.87 Q	50.71	52.45	54.87
2	1305	Jana VAN SCHALKWYK	RSA	7 Mar 01	4	53.69 Q PE	53.69		
3	1175	Julia ULBRICHT	GER	28 Nov 00	3	53.32 Q PE	53.32		
4	1039	Alana MARANHÃO	BRA	25 Jan 01	6	50.97 q PE	45.23	X	50.97
5	1081	Melissa M. HERNÁNDEZ	CUB	16 Mar 01	1	50.96 q	50.16	50.96	48.35
6	1103	Yuleixi Anaí ANGULO	ECU	2 Jan 01	8	49.44 q	X	49.44	46.71
7	1022	Karyna BUTKEVICH	BLR	5 Oct 01	5	48.92 q	47.15	47.81	48.92
8	1267	Malgorzata CZARNATA	POL	24 Jan 01	9	41.46	X	X	41.46
9	1213	Cynthia CHEBET	KEN	6 Jul 00	7	40.78	40.78	X	X
10	1253	Mayela Guadalupe OROZCO	MEX	22 Jan 00	2	40.66	X	40.66	38.80

Group B

15 July 2017 10:40 START TIME
15° C 82 %
TEMPERATURE HUMIDITY
11:11 END TIME
18° C 68 %

PLACE	BIB	NAME	COUNTRY	DATE OF BIRTH	ORDER	RESULT	1	2	3
1	1080	Marisleisys DUARTHE	CUB	17 Sep 00	3	57.29 Q	57.29		
2	1024	Yuliya MAKEYEVA	BLR	5 Nov 00	9	56.47 Q PE	56.47		
3	1052	Qianqian DAI	CHN	23 Aug 00	6	54.96 Q	X	54.96	
4	1178	Lea Luis WIPPER	GER	14 Oct 01	8	52.75 q	46.69	X	52.75
5	1276	Maria SZRAMIAK	POL	5 Jul 00	2	51.42 q	49.51	51.42	47.67
6	1076	Yiseth Magalí JIMÉNEZ	COL	19 Apr 00	4	47.56	44.95	47.56	46.50
7	1309	Zoja ŠUŠTERŠIČ	SLO	29 May 00	1	46.81	42.38	46.81	45.08
8	1235	Nikola OZOLA	LAT	2 Feb 01	7	44.49	40.59	44.49	44.01
9	1360	Marianna SAVDZHY	UKR	10 Jul 01	5	42.64	X	37.10	42.64

ALL-TIME OUTDOOR TOP LIST

SEASON OUTDOOR TOP LIST

RESULT	NAME	VENUE	DATE	RESULT	NAME	VENUE	2017
65.44	Marisleisys DUARTHE (CUB)	ina (Estadio Panamericano)	25 May 17	65.44	Marisleisys DUARTHE (CUB)	a Habana (Estadio Panamericano)	25 May
61.97	Yuzhen YU (CHN)	Doha (Hamad Bin Suhaim)	8 May 15	58.85	Kaja Mørch PETTERSEN (NOR)	Skien	3 Jun
61.47	Mackenzie LITTLE (AUS)	Donetsk	11 Jul 13	58.30	Carolina VISCA (ITA)	Halle	21 May
60.89	Arianne DUARTE MORAIS (NOR)	isi (New District Arena)	17 Jul 16	57.03	Qing CAI (CHN)	Nanchang	19 Apr
60.39	Sofi FLINK (SWE)	Espoo	19 Aug 12	56.71	Julia VALTANEN (FIN)	Pihtipudas	29 Jun
60.35	Haruka KITAGUCHI (JPN)	Cali (Pascual Guerrero)	16 Jul 15	56.47	Yuliya MAKEYEVA (BLR)	Nairobi	15 Jul
60.09	Carolina VISCA (ITA)	Tbilisi (New District Arena)	1 Aug 15	56.29	Yu LIAO (CHN)	Bangkok (National Stadium)	22 May
59.94	Yulenmis AGUILAR (CUB)	Donetsk	11 Jul 13	55.98	Qianqian DAI (CHN)	Halle	21 May
59.52	Hanna TARASIUK (BLR)	Nanjing (Olympic Stadium)	25 Aug 14	55.98	Melissa M. HERNÁNDEZ (CUB)	labana (Estadio Panamericano)	25 May
59.07	Margaux NICOLLIN (FRA)	Lens	21 Jul 12	55.77	Jing ZHANG (CHN)	Nanchang	19 Apr

RESULTS



5000 Metres Race Walk Girls - Final

RECORDS	RESULT	NAME	COUNTRY	AGE	VENUE	DATE
World U18 Best	WU18B	20:28.05 Tatyana KALMYKOVA	RUS	17	Ostrava	12 Jul 2007
Championship Record	CR	20:28.05 Tatyana KALMYKOVA	RUS	17	Ostrava	12 Jul 2007
World U18 Leading	WU18L	22:11.07 Elvira KHASANOVA	RUS	17	Kazan (Central Stadion)	1 Jun 2017

15 July 2017 10:44 START TIME 15° C TEMPERATURE 82 % HUMIDITY

PLACE	BIB	NAME	COUNTRY	DATE OF BIRTH	ORDER	RESULT	RED CARDS
1	1106	Glenda MOREJÓN	ECU	30 May 00	4	22:32.30	~
2	1335	Meryem BEKMEZ	TUR	31 Jul 00	9	22:32.79	~
3	1005	Elvira KHASANOVA	ANA	10 Jan 00	12	22:35.72	
4	1070	Xiaole ZHANG	CHN	17 Jan 00	6	23:05.61	
5	1004	Ekaterina GORSHENINA	ANA	1 Jul 00	5	23:05.77	
6	1263	Mary Luz ANDÍA	PER	9 Oct 00	13	23:39.64	
7	1074	Laura Cristina CHALARCÁ	COL	20 Jun 00	3	23:54.01	PB
8	1279	Rachelle DE ORBETA	PUR	27 Mar 00	21	23:55.37	
9	1049	Xueying BAI	CHN	26 Apr 00	2	23:56.00	
10	1107	Paula TORRES	ECU	17 Oct 00	11	24:15.31	
11	1028	Hanna ZUBKOVA	BLR	4 Jul 01	7	24:29.52	
12	1114	Mariona GARCÍA	ESP	13 Mar 00	1	24:42.55	
13	1075	Yenny Valeria GONZÁLEZ	COL	20 Apr 01	8	24:44.98	~
14	1225	Lenah NANJALA	KEN	28 Jun 00	17	25:23.97	PL30 PB ~ ~ ~
15	1077	Noelia VARGAS	CRC	17 Apr 00	16	25:27.15	
16	1156	Josephine GRANDI	GER	25 Oct 00	14	25:28.30	
17	1123	Mare BETWE	ETH	10 Apr 00	25	25:31.68	~
18	1332	Karima GOUIDER	TUN	22 Aug 00	24	25:34.41	
19	1265	Emily VILLAFUERTE	PER	10 Jan 00	23	25:37.71	
20	1145	Manon LEFRESNE	FRA	31 Jan 00	15	25:43.33	
21	1007	Brenda Rocío PALMA	ARG	1 Apr 00	10	25:51.64	
22	1242	Austeja KAVALIAUSKAITE	LTU	25 May 00	18	26:10.66	>
23	1128	Sintayehu MASIRE	ETH	29 Apr 01	19	26:47.42	
24	1283	Andra Elena BOTEZ	ROU	15 Dec 00	22	26:54.06	
25	1331	Rihem BOUZID	TUN	24 Apr 00	20	27:18.78	> >
	1336	Kader DOST	TUR	1 Jan 00	26	DNF	

NOTE IAAF Rule PL30 - 30sec Pit Lane Penalty

INTERMEDIATE TIMES	1000m	1225 Lenah NANJALA	4:35.76
	2000m	1225 Lenah NANJALA	9:17.81
	3000m	1106 Glenda MOREJÓN	13:52.95
	4000m	1106 Glenda MOREJÓN	18:17.22

ALL-TIME OUTDOOR TOP LIST

RESULT	NAME	VENUE	DATE
20:28.05	Tatyana KALMYKOVA (RUS)	Ostrava	12 Jul 07
21:05.41	Irina STANKINA (RUS)	Lisboa (Estadio Universitario)	23 Jul 94
21:06.3	Anisya KIRDYAPKINA (RUS)	Saransk	10 Jun 06
21:11.01	Sabine KRANTZ (GER)	Mannheim	12 Jun 98
21:13.16	Yinqzi CUI (CHN)	Jinan	30 Oct 88
21:15.9	Oksana KIRILLOVA (RUS)	Saransk	19 Jun 05
21:18.05	Miao YU (CHN)	Zhengzhou	30 Aug 05
21:20.0	Tongjie ZHOU (CHN)	Nantong	16 Oct 06
21:21.14	Irina YUMANOVA (RUS)	Ostrava	12 Jul 07
21:23.54	Kelian GAO (CHN)	Chengdu	6 Sep 00

SEASON OUTDOOR TOP LIST

RESULT	NAME	VENUE	2017
22:11.07	Elvira KHASANOVA (RUS)	Kazan (Central Stadion)	1 Jun
22:32.30	Glenda MOREJÓN (ECU)	Nairobi	15 Jul
22:32.79	Meryem BEKMEZ (TUR)	Nairobi	15 Jul
22:53.65	Ekaterina GORSHENINA (RUS)	Kazan (Central Stadion)	1 Jun
22:54.73	Rachelle DE ORBETA (PUR)	Gurabo	10 Jun
23:05.61	Xiaole ZHANG (CHN)	Nairobi	15 Jul
23:19.67	Kader DOST (TUR)	Bursa	6 May
23:19.76	Mary Luz ANDÍA (PER)	Lima (VDN)	10 Jun
23:48.45	Hanna ZUBKOVA (BLR)	Grodno	16 Jun
23:54.01	Laura Cristina CHALARCÁ (COL)	Nairobi	15 Jul



RACE ANALYSIS



5000 Metres Race Walk Girls - Final

15 July 2017 10:44 START TIME 15° C TEMPERATURE 82 % HUMIDITY

PLACE	BIB	NAME	COUNTRY	DATE of BIRTH	RESULT	RED CARDS	
		1000m					
		2000m					
		3000m					
		4000m					
1	1106	Glenda MOREJÓN	ECU	30 May 00	22:32.30	~	
		4:35.77 (2)		9:17.96 (4) 4:42.19 (12)	13:52.95 (1) 4:34.99 (2)	18:17.22 (1) 4:24.27 (1)	4:15.08 (2)
2	1335	Meryem BEKMEZ	TUR	31 Jul 00	22:32.79	~	
		4:36.51 (9)		9:18.02 (5) 4:41.51 (2)	13:53.28 (4) 4:35.26 (5)	18:17.93 (2) 4:24.65 (2)	4:14.86 (1)
3	1005	Elvira KHASANOVA	ANA	10 Jan 00	22:35.72		
		4:36.26 (7)		9:18.17 (6) 4:41.91 (6)	13:52.99 (2) 4:34.82 (1)	18:18.20 (3) 4:25.21 (3)	4:17.52 (3)
4	1070	Xiaole ZHANG	CHN	17 Jan 00	23:05.61		
		4:36.08 (5)		9:18.20 (7) 4:42.12 (11)	13:53.23 (3) 4:35.03 (3)	18:19.75 (4) 4:26.52 (4)	4:45.86 (6)
5	1004	Ekaterina GORSHENINA	ANA	1 Jul 00	23:05.77		
		4:37.34 (15)		9:18.43 (8) 4:41.09 (1)	13:53.58 (5) 4:35.15 (4)	18:28.71 (5) 4:35.13 (5)	4:37.06 (4)
6	1263	Mary Luz ANDÍA	PER	9 Oct 00	23:39.64		
		4:36.45 (8)		9:18.54 (9) 4:42.09 (10)	14:06.17 (10) 4:47.63 (9)	18:54.92 (6) 4:48.75 (6)	4:44.72 (5)
7	1074	Laura Cristina CHALARCÁ	COL	20 Jun 00	23:54.01 PB		
		4:36.93 (12)		9:18.86 (10) 4:41.93 (8)	14:04.88 (8) 4:46.02 (8)	19:02.12 (9) 4:57.24 (7)	4:51.89 (7)
8	1279	Rachelle DE ORBETA	PUR	27 Mar 00	23:55.37		
		4:35.94 (4)		9:17.86 (2) 4:41.92 (7)	13:55.83 (7) 4:37.97 (7)	18:58.83 (7) 5:03.00 (8)	4:56.54 (9)
9	1049	Xueying BAI	CHN	26 Apr 00	23:56.00		
		4:36.78 (11)		9:19.06 (11) 4:42.28 (13)	13:55.61 (6) 4:36.55 (6)	18:59.04 (8) 5:03.43 (9)	4:56.96 (10)
10	1107	Paula TORRES	ECU	17 Oct 00	24:15.31		
		4:36.15 (6)		9:17.87 (3) 4:41.72 (4)	14:05.89 (9) 4:48.02 (10)	19:11.81 (10) 5:05.92 (11)	5:03.50 (12)
11	1028	Hanna ZUBKOVA	BLR	4 Jul 01	24:29.52		
		4:39.05 (18)		9:20.67 (14) 4:41.62 (3)	14:22.55 (11) 5:01.88 (12)	19:36.79 (11) 5:14.24 (13)	4:52.73 (8)
12	1114	Mariona GARCÍA	ESP	13 Mar 00	24:42.55		
		4:43.90 (25)		9:41.44 (18) 4:57.54 (16)	14:40.49 (15) 4:59.05 (11)	19:45.46 (13) 5:04.97 (10)	4:57.09 (11)
13	1075	Yenny Valeria GONZÁLEZ	COL	20 Apr 01	24:44.98	~	
		4:37.03 (13)		9:26.18 (15) 4:49.15 (15)	14:29.55 (12) 5:03.37 (13)	19:38.47 (12) 5:08.92 (12)	5:06.51 (14)
14	1225	Lenah NANJALA	KEN	28 Jun 00	25:23.97 PB	PL30 ~ ~ ~	
		4:35.76 (1)		9:17.81 (1) 4:42.05 (9)	14:48.40 (16) 5:30.59 (23)	20:08.37 (15) 5:19.97 (14)	5:15.60 (18)
15	1077	Noelia VARGAS	CRC	17 Apr 00	25:27.15		
		4:37.23 (14)		9:35.55 (17) 4:58.32 (18)	14:51.75 (17) 5:16.20 (18)	20:14.85 (16) 5:23.10 (18)	5:12.30 (17)
16	1156	Josephine GRANDI	GER	25 Oct 00	25:28.30		
		4:43.29 (23)		9:47.84 (22) 5:04.55 (22)	15:00.53 (18) 5:12.69 (14)	20:22.21 (17) 5:21.68 (15)	5:06.09 (13)
17	1123	Mare BETWE	ETH	10 Apr 00	25:31.68	~	
		4:37.50 (16)		9:19.24 (12) 4:41.74 (5)	14:32.17 (13) 5:12.93 (15)	19:59.57 (14) 5:27.40 (20)	5:32.11 (21)

RACE ANALYSIS
5000 Metres Race Walk Girls - Final

PLACE	BIB	NAME	COUNTRY	DATE of BIRTH	RESULT	RED CARDS
		1000m				
		2000m				
		3000m				
		4000m				
18	1332	Karima GOUIDER	TUN	22 Aug 00	25:34.41	
		4:40.63 (20)				
		9:41.67 (19)				
		5:01.04 (19)				
		15:00.80 (19)				
		5:19.13 (19)				
		20:23.09 (18)				
		5:22.29 (17)				
		5:11.32 (16)				
19	1265	Emily VILLAFUERTE	PER	10 Jan 00	25:37.71	
		4:36.73 (10)				
		9:34.77 (16)				
		4:58.04 (17)				
		15:01.97 (20)				
		5:27.20 (22)				
		20:29.56 (20)				
		5:27.59 (21)				
		5:08.15 (15)				
20	1145	Manon LEFRESNE	FRA	31 Jan 00	25:43.33	
		4:43.23 (22)				
		9:47.48 (21)				
		5:04.25 (21)				
		15:02.71 (21)				
		5:15.23 (17)				
		20:24.57 (19)				
		5:21.86 (16)				
		5:18.76 (20)				
21	1007	Brenda Rocío PALMA	ARG	1 Apr 00	25:51.64	
		4:41.58 (21)				
		9:48.54 (23)				
		5:06.96 (23)				
		15:09.81 (23)				
		5:21.27 (21)				
		20:34.94 (22)				
		5:25.13 (19)				
		5:16.70 (19)				
22	1242	Austeja KAVALIAUSKAITE	LTU	25 May 00	26:10.66	>
		4:43.48 (24)				
		9:47.04 (20)				
		5:03.56 (20)				
		15:08.22 (22)				
		5:21.18 (20)				
		20:38.37 (23)				
		5:30.15 (22)				
		5:32.29 (22)				
23	1128	Sintayehu MASIRE	ETH	29 Apr 01	26:47.42	
		4:35.88 (3)				
		9:19.79 (13)				
		4:43.91 (14)				
		14:33.34 (14)				
		5:13.55 (16)				
		20:31.53 (21)				
		5:58.19 (25)				
		6:15.89 (25)				
24	1283	Andra Elena BOTEZ	ROU	15 Dec 00	26:54.06	
		4:37.92 (17)				
		9:51.48 (24)				
		5:13.56 (24)				
		15:30.22 (24)				
		5:38.74 (24)				
		21:16.97 (24)				
		5:46.75 (23)				
		5:37.09 (24)				
25	1331	Rihem BOUZID	TUN	24 Apr 00	27:18.78	> >
		4:40.42 (19)				
		9:56.89 (25)				
		5:16.47 (25)				
		15:50.34 (25)				
		5:53.45 (25)				
		21:43.05 (25)				
		5:52.71 (24)				
		5:35.73 (23)				
	1336	Kader DOST	TUR	1 Jan 00	DNF	






NOTE IAAF Rule PL30 - 30sec Pit Lane Penalty

SUMMARY



Long Jump Girls - Heptathlon Girls

15 July 2017

RANK	PLACE	GROUP	BIB	NAME	COUNTRY	DATE of BIRTH	RESULT		WIND	
1	1	B	1118	María VICENTE	ESP	28 Mar 01	6.05		+1.4	865
2	1	A	1150	Margot TEMINES	FRA	25 Jul 00	5.88		+0.1	813
3	2	B	1239	Urte BACIANSKAITE	LTU	17 Sep 00	5.83		+0.3	798
4	3	B	1168	Johanna SIEBLER	GER	28 Jun 00	5.78		+0.7	783
5	4	B	1313	Lara KRNC	SLO	16 Sep 00	5.77		+0.6	780
6	5	B	1002	Asma Baya ARAIBIA	ALG	23 Mar 00	5.77		-0.3	780
7	2	A	1155	Marshella FORESHAW	GER	26 Nov 00	5.71		+1.4	762
8	6	B	1232	Eliza Marija KRAULE	LAT	26 Jun 01	5.70		+0.4	759
9	7	B	1353	Darya DIKHANOVA	UKR	23 Mar 00	5.61		0.0	732
10	3	A	1234	Luize OPALA	LAT	23 Apr 01	5.60		+1.5	729
11	4	A	1056	Jingyi LIU	CHN	4 Aug 00	5.48		-0.4	694
12	5	A	1352	Tetyana BILYK	UKR	7 Jul 00	5.27		+0.5	634
13	6	A	1241	Beatrice JUŠKEVICIUTE	LTU	10 Jan 00	5.26		+0.3	631



RESULTS

Long Jump Girls - Heptathlon Girls



Group A		15 July 2017	10:06	START TIME	15° C	82 %				POINTS	TOTAL
			10:29	END TIME	TEMPERATURE	HUMIDITY					
					15° C	82 %					
PLACE	BIB	NAME	COUNTRY	DATE of BIRTH	ORDER	RESULT	1	2	3		
1	1150	Margot TEMINES	FRA	25 Jul 00	5	5.88 +0.1	5.42 +0.1	5.88 +0.1	5.71 +0.7	813	4133
2	1155	Marshella FORESHAW	GER	26 Nov 00	3	5.71 +1.4	5.56 +1.1	5.46 +0.8	5.71 +1.4	762	4111
3	1234	Luize OPALA	LAT	23 Apr 01	6	5.60 +1.5	5.48 +0.4	5.60 +1.5	X +0.5	729	3078
4	1056	Jingyi LIU	CHN	4 Aug 00	1	5.48 -0.4	5.44 +0.9	5.48 +0.2	5.48 -0.4	694	3730
5	1352	Tetyana BILYK	UKR	7 Jul 00	4	5.27 +0.5	5.20 +0.6	5.19 +0.4	5.27 +0.5	634	3807
6	1241	Beatrice JUŠKEVICIUTE	LTU	10 Jan 00	2	5.26 +0.3	5.26 +0.3	X +0.7	X -0.9	631	3888

Group B		15 July 2017	10:07	START TIME	15° C	82 %				POINTS	TOTAL
			10:35	END TIME	TEMPERATURE	HUMIDITY					
					15° C	82 %					
PLACE	BIB	NAME	COUNTRY	DATE of BIRTH	ORDER	RESULT	1	2	3		
1	1118	María VICENTE	ESP	28 Mar 01	3	6.05 +1.4	6.05 +1.4	5.85 +1.7	5.99 +0.5	865	4465
2	1239	Urte BACIANSKAITE	LTU	17 Sep 00	4	5.83 +0.3	5.83 +0.3	X	X	798	4144
3	1168	Johanna SIEBLER	GER	28 Jun 00	7	5.78 +0.7	5.59 +0.5	5.66 -0.9	5.78 +0.7	783	4195
4	1313	Lara KRNC	SLO	16 Sep 00	1	5.77 +0.6	5.77 +0.6	5.73 +0.3	5.72 -0.1	780	3959
5	1002	Asma Baya ARAIBIA	ALG	23 Mar 00	5	5.77 -0.3	5.51 0.0	5.66 -1.8	5.77 -0.3	780	4077
6	1232	Eliza Marija KRAULE	LAT	26 Jun 01	6	5.70 +0.4	5.67 +0.9	5.40 -0.2	5.70 +0.4	759	4173
7	1353	Darya DIKHANOVA	UKR	23 Mar 00	2	5.61 0.0	X	5.61	X	732	3768

HEPTATHLON GIRLS SUMMARY AFTER 5 EVENTS

RECORDS	RESULT	NAME	COUNTRY	AGE	VENUE	DATE
World U18 Best	WU18B	6186 Alina SHUKH	UKR	17	Tbilisi (New District Arena)	15 Jul 2016
Championship Record	CR	6037 Géraldine RÜCKSTUHL	SUI	17	Cali (Pascual Guerrero)	18 Jul 2015
World U18 Leading	WU18L	5811 Erika WÄRFF	SWE	17	Kuortane	11 Jun 2017

14-15 July 2017



PLACE	BIB	NAME	COUNTRY	POINTS	POINTS BEHIND LEADER	100m Hurdles	High Jump	Shot Put (3kg)	200 Metres	Long Jump	Javelin Throw	800 Metres
1	1118	María VICENTE	ESP	4465		13.74 (+0.4) 1015(1)	1.73 891(2)	12.79 713(6)	24.00 (+0.6) 981(1)	6.05 (+1.4) 865(1)		
2	1168	Johanna SIEBLER	GER	4195	-270	13.82 (+0.4) 1004(2)	1.58 712(12)	14.94 857(2)	25.53 (+0.2) 839(5)	5.78 (+0.7) 783(4)		
3	1232	Eliza Marija KRAULE	LAT	4173	-292	13.86 (-1.0) 998(4)	1.79 966(1)	11.32 616(12)	25.58 (+0.2) 834(6)	5.70 (+0.4) 759(8)		
4	1239	Urte BACIANSKAITE	LTU	4144	-321	15.07 (-1.0) 832(10)	1.67 818(5)	15.65 904(1)	26.06 (+0.2) 792(11)	5.83 (+0.3) 798(9)		
5	1150	Margot TEMINES	FRA	4133	-332	14.26 (+0.4) 942(6)	1.70 855(3)	12.03 663(10)	25.29 (+0.6) 860(4)	5.88 (+0.1) 813(2)		
6	1155	Marshella FORESHAW	GER	4111	-354	13.94 (+0.4) 987(5)	1.61 747(10)	12.81 715(5)	24.86 (+0.2) 900(2)	5.71 (+1.4) 762(7)		
7	1002	Asma Baya ARAIBIA	ALG	4077	-388	13.83 (+0.4) 1003(3)	1.64 783(9)	12.29 680(8)	25.62 (+0.6) 831(7)	5.77 (-0.3) 780(6)		
8	1313	Lara KRNC	SLO	3959	-506	14.62 (-1.0) 892(8)	1.64 783(8)	12.19 674(9)	25.63 (+0.6) 830(8)	5.77 (+0.6) 780(5)		
9	1241	Beatrice JUŠKEVICIUTE	LTU	3888	-577	14.50 (+0.4) 909(7)	1.58 712(13)	13.58 766(3)	25.18 (+0.2) 870(3)	5.26 (+0.3) 631(13)		
10	1352	Tetyana BILYK	UKR	3807	-658	14.69 (+0.4) 883(9)	1.67 818(6)	12.37 686(7)	26.13 (+0.6) 786(12)	5.27 (+0.5) 634(12)		
11	1353	Darya DIKHANOVA	UKR	3768	-697	15.25 (-1.0) 809(12)	1.70 855(4)	10.60 569(13)	25.93 (+0.6) 803(9)	5.61 (0.0) 732(9)		
12	1056	Jingyi LIU	CHN	3730	-735	15.11 (-1.0) 827(11)	1.58 712(11)	13.51 761(4)	26.71 (+0.2) 736(13)	5.48 (-0.4) 694(11)		
13	1234	Luize OPALA	LAT	3078	-1387	22.93 (-1.0) 105(13)	1.67 818(7)	11.58 633(11)	26.05 (+0.6) 793(10)	5.60 (+1.5) 729(10)		

RESULTS



Javelin Throw Girls - Heptathlon Girls

15 July 2017 12:10 START TIME 20° C 64 %
12:49 END TIME TEMPERATURE HUMIDITY
20° C 64 %

PLACE	BIB	NAME	COUNTRY	DATE of BIRTH	ORDER	RESULT	1	2	3	POINTS	TOTAL
1	1056	Jingyi LIU	CHN	4 Aug 00	5	46.47	46.47	38.23	39.14	792	4522
2	1168	Johanna SIEBLER	GER	28 Jun 00	9	44.50	44.46	42.16	44.50	754	4949
3	1241	Beatrice JUŠKEVICIUTE	LTU	10 Jan 00	7	44.47	X	43.91	44.47	753	4641
4	1313	Lara KRNC	SLO	16 Sep 00	4	42.93 PB	42.93	36.89	X	724	4683
5	1239	Urte BACIANSKAITE	LTU	17 Sep 00	12	42.45 PB	39.44	36.50	42.45	714	4858
6	1234	Luize OPALA	LAT	23 Apr 01	2	39.23	33.19	39.23	36.97	653	3731
7	1155	Marshella FORESHAW	GER	26 Nov 00	11	36.58 PB	36.06	32.63	36.58	602	4713
8	1232	Eliza Marija KRAULE	LAT	26 Jun 01	3	34.92 PB	32.20	32.68	34.92	570	4743
9	1118	María VICENTE	ESP	28 Mar 01	8	30.90	X	26.15	30.90	494	4959
10	1353	Darya DIKHANOVA	UKR	23 Mar 00	10	30.85 PB	30.85	X	25.60	493	4261
11	1150	Margot TEMINES	FRA	25 Jul 00	1	25.84	X	25.81	25.84	398	4531
12	1352	Tetyana BILYK	UKR	7 Jul 00	13	22.56	22.56	X	21.00	337	4144
13	1002	Asma Baya ARAIBIA	ALG	23 Mar 00	6	19.62	19.62	X	X	282	4359

HEPTATHLON GIRLS SUMMARY AFTER 6 EVENTS

RECORDS	RESULT	NAME	COUNTRY	AGE	VENUE	DATE
World U18 Best	WU18B	6186 Alina SHUKH	UKR	17	Tbilisi (New District Arena)	15 Jul 2016
Championship Record	CR	6037 Géraldine RÜCKSTUHL	SUI	17	Cali (Pascual Guerrero)	18 Jul 2015
World U18 Leading	WU18L	5811 Erika WÄRFF	SWE	17	Kuortane	11 Jun 2017

14-15 July 2017



PLACE	BIB	NAME	COUNTRY	POINTS	POINTS BEHIND LEADER	100m Hurdles	High Jump	Shot Put (3kg)	200 Metres	Long Jump	Javelin Throw	800 Metres
1	1118	María VICENTE	ESP	4959		13.74 (+0.4) 1015(1)	1.73 891(2)	12.79 713(6)	24.00 (+0.6) 981(1)	6.05 (+1.4) 865(1)	30.90 494(9)	
2	1168	Johanna SIEBLER	GER	4949	-10	13.82 (+0.4) 1004(2)	1.58 712(12)	14.94 857(2)	25.53 (+0.2) 839(5)	5.78 (+0.7) 783(4)	44.50 754(2)	
3	1239	Urte BACIANSKAITE	LTU	4858	-101	15.07 (-1.0) 832(10)	1.67 818(5)	15.65 904(1)	26.06 (+0.2) 792(11)	5.83 (+0.3) 798(3)	42.45 714(5)	
4	1232	Eliza Marija KRAULE	LAT	4743	-216	13.86 (-1.0) 998(4)	1.79 966(1)	11.32 616(12)	25.58 (+0.2) 834(6)	5.70 (+0.4) 759(8)	34.92 570(8)	
5	1155	Marshella FORESHAW	GER	4713	-246	13.94 (+0.4) 987(5)	1.61 747(10)	12.81 715(5)	24.86 (+0.2) 900(2)	5.71 (+1.4) 762(7)	36.58 602(7)	
6	1313	Lara KRNC	SLO	4683	-276	14.62 (-1.0) 892(8)	1.64 783(8)	12.19 674(9)	25.63 (+0.6) 830(8)	5.77 (+0.6) 780(5)	42.93 724(4)	
7	1241	Beatrice JUŠKEVICIUTE	LTU	4641	-318	14.50 (+0.4) 909(7)	1.58 712(13)	13.58 766(3)	25.18 (+0.2) 870(3)	5.26 (+0.3) 631(13)	44.47 753(3)	
8	1150	Margot TEMINES	FRA	4531	-428	14.26 (+0.4) 942(6)	1.70 855(3)	12.03 663(10)	25.29 (+0.6) 860(4)	5.88 (+0.1) 813(2)	25.84 398(11)	
9	1056	Jingyi LIU	CHN	4522	-437	15.11 (-1.0) 827(11)	1.58 712(11)	13.51 761(4)	26.71 (+0.2) 736(13)	5.48 (-0.4) 694(11)	46.47 792(1)	
10	1002	Asma Baya ARAIBIA	ALG	4359	-600	13.83 (+0.4) 1003(3)	1.64 783(9)	12.29 680(8)	25.62 (+0.6) 831(7)	5.77 (-0.3) 780(6)	19.62 282(13)	
11	1353	Darya DIKHANOVA	UKR	4261	-698	15.25 (-1.0) 809(12)	1.70 855(4)	10.60 569(13)	25.93 (+0.6) 803(9)	5.61 (0.0) 732(9)	30.85 493(10)	
12	1352	Tetyana BILYK	UKR	4144	-815	14.69 (+0.4) 883(9)	1.67 818(6)	12.37 686(7)	26.13 (+0.6) 786(12)	5.27 (+0.5) 634(12)	22.56 337(12)	
13	1234	Luize OPALA	LAT	3731	-1228	22.93 (-1.0) 105(13)	1.67 818(7)	11.58 633(11)	26.05 (+0.6) 793(10)	5.60 (+1.5) 729(10)	39.23 653(6)	

RESULTS



800 Metres Girls - Heptathlon Girls

15 July 2017 19:09 START TIME 21° C 56 %
TEMPERATURE HUMIDITY

PLACE	BIB	NAME	COUNTRY	DATE of BIRTH	LANE	RESULT	POINTS	TOTAL
1	1352	Tetyana BILYK	UKR	7 Jul 00	9	2:22.09	795	4939
2	1353	Darya DIKHANOVA	UKR	23 Mar 00	2	2:23.05	783	5044
3	1241	Beatrice JUŠKEVICIUTE	LTU	10 Jan 00	1	2:24.19	767	5408
4	1155	Marshella FORESHAW	GER	26 Nov 00	8	2:28.10	717	5430
5	1234	Luize OPALA	LAT	23 Apr 01	12	2:29.72	696	4427
6	1168	Johanna SIEBLER	GER	28 Jun 00	11	2:33.19	653	5602
7	1118	María VICENTE	ESP	28 Mar 01	3	2:33.22	653	5612
8	1232	Eliza Marija KRAULE	LAT	26 Jun 01	10	2:36.21	617	5360
9	1239	Urte BACIANSKAITE	LTU	17 Sep 00	13	2:36.87	609	5467
10	1002	Asma Baya ARAIBIA	ALG	23 Mar 00	4	2:37.44	603	4962
11	1056	Jingyi LIU	CHN	4 Aug 00	5	2:38.39	591	5113
12	1313	Lara KRNC	SLO	16 Sep 00	6	2:41.10	560	5243
13	1150	Margot TEMINES	FRA	25 Jul 00	7	2:41.64	554	5085

INTERMEDIATE TIMES	400m	1353 Darya DIKHANOVA	1:09.60
--------------------	------	----------------------	---------



HEPTATHLON GIRLS FINAL RESULTS

RECORDS	RESULT NAME	COUNTRY	AGE	VENUE	DATE
World U18 Best WU18B	6186 Alina SHUKH	UKR	17	Tbilisi (New District Arena)	15 Jul 2016
Championship Record CR	6037 Géraldine RÜCKSTUHL	SUI	17	Cali (Pascual Guerrero)	18 Jul 2015
World U18 Leading WU18L	5811 Erika WÄRFF	SWE	17	Kuortane	11 Jun 2017

14-15 July 2017



PLACE	BIB	NAME	COUNTRY	POINTS	POINTS BEHIND LEADER	100m Hurdles	High Jump	Shot Put (3kg)	200 Metres	Long Jump	Javelin Throw	800 Metres
1	1118	María VICENTE	ESP	5612		13.74 (+0.4) 1015(1)	1.73 891(2)	12.79 713(6)	24.00 (+0.6) 981(1)	6.05 (+1.4) 865(1)	30.90 494(9)	2:33.22 653(7)
2	1168	Johanna SIEBLER	GER	5602	-10	13.82 (+0.4) 1004(2)	1.58 712(12)	14.94 857(2)	25.53 (+0.2) 839(5)	5.78 (+0.7) 783(4)	44.50 754(2)	2:33.19 653(6)
3	1239	Urte BACIANSKAITE	LTU	5467	-145	15.07 (-1.0) 832(10)	1.67 818(5)	15.65 904(1)	26.06 (+0.2) 792(11)	5.83 (+0.3) 798(3)	42.45 714(5)	2:36.87 609(9)
4	1155	Marshella FORESHAW	GER	5430	-182	13.94 (+0.4) 987(5)	1.61 747(10)	12.81 715(5)	24.86 (+0.2) 900(2)	5.71 (+1.4) 762(7)	36.58 602(7)	2:28.10 717(4)
5	1241	Beatrice JUŠKEVICIUTE	LTU	5408	-204	14.50 (+0.4) 909(7)	1.58 712(13)	13.58 766(3)	25.18 (+0.2) 870(3)	5.26 (+0.3) 631(13)	44.47 753(3)	2:24.19 767(3)
6	1232	Eliza Marija KRAULE	LAT	5360	-252	13.86 (-1.0) 998(4)	1.79 966(1)	11.32 616(12)	25.58 (+0.2) 834(6)	5.70 (+0.4) 759(8)	34.92 570(8)	2:36.21 617(8)
7	1313	Lara KRNC	SLO	5243	-369	14.62 (-1.0) 892(8)	1.64 783(8)	12.19 674(9)	25.63 (+0.6) 830(8)	5.77 (+0.6) 780(5)	42.93 724(4)	2:41.10 560(12)
8	1056	Jingyi LIU	CHN	5113	-499	15.11 (-1.0) 827(11)	1.58 712(11)	13.51 761(4)	26.71 (+0.2) 736(13)	5.48 (-0.4) 694(11)	46.47 792(1)	2:38.39 591(11)
9	1150	Margot TEMINES	FRA	5085	-527	14.26 (+0.4) 942(6)	1.70 855(3)	12.03 663(10)	25.29 (+0.6) 860(4)	5.88 (+0.1) 813(2)	25.84 398(11)	2:41.64 554(13)
10	1353	Darya DIKHAANOVA	UKR	5044	-568	15.25 (-1.0) 809(12)	1.70 855(4)	10.60 569(13)	25.93 (+0.6) 803(9)	5.61 (0.0) 732(9)	30.85 493(10)	2:23.05 783(2)
11	1002	Asma Baya ARAIBIA	ALG	4962	-650	13.83 (+0.4) 1003(3)	1.64 783(9)	12.29 680(8)	25.62 (+0.6) 831(7)	5.77 (-0.3) 780(6)	19.62 282(13)	2:37.44 603(10)
12	1352	Tetyana BILYK	UKR	4939	-673	14.69 (+0.4) 883(9)	1.67 818(6)	12.37 686(7)	26.13 (+0.6) 786(12)	5.27 (+0.5) 634(12)	22.56 337(12)	2:22.09 795(1)
13	1234	Luize OPALA	LAT	4427	-1185	22.93 (-1.0) 105(13)	1.67 818(7)	11.58 633(11)	26.05 (+0.6) 793(10)	5.60 (+1.5) 729(10)	39.23 653(6)	2:29.72 696(5)

SUMMARY



4 x 400 Metres Relay Mixed - Round 1

First 3 in each heat (Q) and the next 2 fastest (q) advance to the Final

RECORDS	RESULT TEAM	COUNTRY	VENUE	DATE
Championship Record CR	3:19.54 United States	USA	Cali (Pascual Guerrero)	19 Jul 2015

15 July 2017

RANK	PLACE	HEAT	LANE	BIB	TEAM	REACTION	RESULT	
1	1	1	6	KEN	KENYA	0.275	3:24.76	Q
2	2	1	5	JAM	JAMAICA	0.200	3:25.61	Q PB
3	3	1	3	BRA	BRAZIL	0.204	3:25.64	Q
4	1	2	6	UKR	UKRAINE	0.237	3:27.34	Q
5	2	2	4	RSA	SOUTH AFRICA	0.212	3:28.87	Q
6	3	2	7	ROU	ROMANIA	0.271	3:28.93	Q PB
7	4	1	7	GER	GERMANY	0.189	3:32.53	q
8	4	2	5	CHN	PR OF CHINA	0.267	3:32.79	q
9	5	1	4	BOT	BOTSWANA	0.190	3:33.42	
10	5	2	2	IND	INDIA	0.327	3:34.02	
11	6	2	8	ZIM	ZIMBABWE	0.248	3:36.87	
12	7	2	3	FRA	FRANCE	0.166	3:43.82	
		1	2	THA	THAILAND	0.402	DQ	170.20

NOTE	IAAF Rule 170.20 - Exchanging positions before takeover
-------------	---



RESULTS



4 x 400 Metres Relay Mixed - Round 1

First 3 in each heat (Q) and the next 2 fastest (q) advance to the Final

RECORDS	RESULT TEAM	COUNTRY	VENUE	DATE
Championship Record CR	3:19.54 United States	USA	Cali (Pascual Guerrero)	19 Jul 2015

Heat 1

2

15 July 2017 12:19 START TIME

20° C TEMPERATURE 64 % HUMIDITY

PLACE	TEAM	BIB	LANE	REACTION	RESULT	Fn
1	KENYA 342 Kelvin Sawe TAUTA (B) 1223 Gloria MULEE (G) 340 David SANAYEK (B) 1222 Mary MORAA (G)	KEN	6	0.275	3:24.76	Q
2	JAMAICA 319 Antonio WATSON (B) 1202 Shaquena FOOTE (G) 1204 Joanne REID (G) 316 Tyrese REID (B)	JAM	5	0.200	3:25.61	Q PB
3	BRAZIL 148 Bruno Benedito DA SILVA (B) 1038 Giovana Rosalia DOS SANTOS (G) 1041 Jéssica Vitoria MOREIRA (G) 150 Alison Brendom DOS SANTOS (B)	BRA	3	0.204	3:25.64	Q
4	GERMANY 262 Nick KOCEVAR (B) 1158 Laura KAUFMANN (G) 1157 Lavinja JÜRGENS (G) 268 Elias SCHREML (B)	GER	7	0.189	3:32.53	q
5	BOTSWANA 1029 Tlhomphang BASELE (G) 526 Kealeboga BALEMOGI (B) 1030 Naledi LOPANG (G) 145 Omphile NTAOLANG (B)	BOT	4	0.190	3:33.42	
	THAILAND 1328 Kitiya NGUPHIMAI (G) 463 Somchai CHANKAEW (B) 1327 Tawanchat CHANGBU (G) 465 Natchanon SONGPRAM (B)	THA	2	0.402	DQ	170.20

NOTE IAAF Rule 170.20 - Exchanging positions before takeover

RESULTS
4 x 400 Metres Relay Mixed - Round 1

Heat 2

2

15 July 2017

12:34 START TIME

20° C TEMPERATURE 64 % HUMIDITY

PLACE	TEAM	BIB	LANE	REACTION	RESULT	Fn
1	UKRAINE 1361 Maryana SHOSTAK (G) 501 Yaroslav HOLUB (B) 1351 Tetyana BEZSHYYKO (G) 500 Yaroslav DEMCHENKO (B)	UKR	6	0.237	3:27.34	Q
2	SOUTH AFRICA 1300 Gontse MORAKE (G) 433 Retshidisitswe MLENGA (B) 1304 Zeney VAN DER WALT (G) 437 Zazini SOKWAKHANA (B)	RSA	4	0.212	3:28.87	Q
3	ROMANIA 424 Alexandru VLAD (B) 1281 Bianca Georgiana ANTON (G) 1288 Maria SCROB (G) 425 Cristian Gabriel VOICU (B)	ROU	7	0.271	3:28.93	Q PB
4	PR OF CHINA 1055 Yina LIANG (G) 161 Hantao DENG (B) 1058 Xuejie MA (G) 179 Bo XU (B)	CHN	5	0.267	3:32.79	q
5	INDIA 288 Manish MANISH (B) 1190 Dandi JYOTHIKA SRI (G) 1187 Ankita CHAHAL (G) 291 Akshay NAIN (B)	IND	2	0.327	3:34.02	
6	ZIMBABWE 520 Alfred CHAWONZA (B) 1374 Masciline WATAMA (G) 523 Simbarashe MAKETA (B) 1373 Arage MUTOMBO (G)	ZIM	8	0.248	3:36.87	
7	FRANCE 252 Thomas WANAVREBECQ (B) 1137 Claire CARRERE (G) 1142 Berenice FULCHIRON (G) 244 Florian FOURRE (B)	FRA	3	0.166	3:43.82	

MEDAL TABLE

FINAL

PLACE	COUNTRY	TOTAL	W	M	X	GOLD				SILVER				BRONZE			
						TOTAL	W	M	X	TOTAL	W	M	X	TOTAL	W	M	X
1	RSA SOUTH AFRICA	11	1	9	1	5	1	4		3	3		3	2	1		
2	CHN PR OF CHINA	11	8	3		5	3	2		2	2		4	3	1		
3	CUB CUBA	8	5	3		5	3	2		2	1	1	1	1			
4	KEN KENYA	15	7	8		4	2	2		7	4	3	4	1	3		
5	ETH ETHIOPIA	12	6	6		4	2	2		3	1	2	5	3	2		
6	GER GERMANY	13	8	5		3	2	1		5	4	1	5	2	3		
7	JAM JAMAICA	8	4	3	1	3	1	2		2	1	1	3	2	1		
8	FRA FRANCE	7	3	4		2	2			1	1		4	2	2		
9	UKR UKRAINE	5	1	4		2	1	1		1	1		2	2			
10	TUR TURKEY	3	3			1	1			1	1		1	1			
11	ECU ECUADOR	2	1	1		1	1			1	1						
	ESP SPAIN	2	2			1	1			1	1						
13	BRA BRAZIL	2	1		1	1		1					1	1			
14	CHI CHILE	1		1		1	1										
	CZE CZECH REPUBLIC	1	1			1	1										
16	POL POLAND	2	2							2	2						
17	ANA AUTH. NEUTRAL ATHLETE	2	1	1						1	1		1	1			
	BLR BELARUS	2	1	1						1	1		1	1			
19	BUL BULGARIA	1	1							1	1						
	TPE CHINESE TAIPEI	1		1						1	1						
	CYP CYPRUS	1		1						1	1						
	GUY GUYANA	1		1						1	1						
	IND INDIA	1		1						1	1						
	LAT LATVIA	1		1						1	1						
25	COL COLOMBIA	1		1									1	1			
	LTU LITHUANIA	1	1										1	1			
	ROU ROMANIA	1		1									1	1			
	TKS TURKS AND CAICOS ISL.	1		1									1	1			

RECORDS SET

FINAL

Boys

Boys Total

0	3	0	0	0
---	---	---	---	---

110m Hurdles (91.4cm)

317	RUSSELL De'Jour - JAM	13.04	f		CR
317	RUSSELL De'Jour - JAM	13.08	h	1	CR

Triple Jump

195	DÍAZ Jordan A. - CUB	17.30	f		CR
-----	----------------------	-------	---	--	-----------

Girls

Girls Total

0	2	0	0	0
---	---	---	---	---

High Jump

1359	MAHUCHIKH Yaroslava - UKR	1.92	f		CR
------	---------------------------	------	---	--	-----------

Javelin Throw (500g)

1080	DUARTHE Marisleisys - CUB	62.92	f		CR
------	---------------------------	-------	---	--	-----------

BOYS + GIRLS Total

0	5	0	0	0
---	---	---	---	---



PLACING TABLE

FINAL

PLACE	POINTS	COUNTRY	Gold	Silver	Bronze	Fourth	Fifth	Sixth	Seventh	Eighth
1	131	GER GERMANY	3	5	5	4	3	1	2	3
2	124	KEN KENYA	4	7	4	3	1			
3	116	CHN PR OF CHINA	5	2	4	2	3	1	5	3
4	108	RSA SOUTH AFRICA	5	3	3	2	3	1	2	
5	100	ETH ETHIOPIA	4	3	5	2	1	1		
6	86	FRA FRANCE	2	1	4	3	3	1	4	1
7	75	JAM JAMAICA	3	2	3	1	2	1	1	1
8	73	CUB CUBA	5	2	1	1	2			
9	48	POL POLAND		2		3	1	3	2	2
10	47	BRA BRAZIL	1		1	4	1	1	2	2
11	46	TUR TURKEY	1	1	1	3	1	2		
12	43	UKR UKRAINE	2	1	2		1		2	
13	23	ESP SPAIN	1	1		1			1	1
14	22	ANA AUTH. NEUTRAL ATHLETE		1	1	1	1			
	22	BLR BELARUS		1	1		1	1		2
16	21	LAT LATVIA		1		1		2	1	1
17	20	UGA UGANDA				1	2	1	2	
18	19	LTU LITHUANIA			1	1	1		2	
	19	SLO SLOVENIA					1	3	2	2
20	18	CZE CZECH REPUBLIC	1				1	2		
	18	ROU ROMANIA			1		2		1	2
22	16	ECU ECUADOR	1	1						1
23	13	BAH BAHAMAS				1	1	1		1
	13	CHI CHILE	1			1				
	13	COL COLOMBIA			1			1	2	
	13	MAR MOROCCO					2	1		2
27	12	BUL BULGARIA		1				1	1	
	12	IND INDIA		1			1			1
29	11	GUY GUYANA		1			1			
30	7	BIH BOSNIA-HERZEGOVINA					1	1		
	7	TPE CHINESE TAIPEI		1						
	7	CYP CYPRUS		1						
33	6	PER PERU						2		
	6	TKS TURKS AND CAICOS ISL.			1					
35	5	ALG ALGERIA				1				
	5	CRC COSTA RICA				1				
	5	DEN DENMARK				1				
	5	LUX LUXEMBOURG						1	1	
	5	MEX MEXICO					1			1
	5	VEN VENEZUELA				1				
41	4	ARG ARGENTINA						1		1
	4	DOM DOMINICAN REPUBLIC						1		1
	4	GUA GUATEMALA					1			
	4	ISR ISRAEL						1		1
45	3	ARU ARUBA						1		
	3	BDI BURUNDI						1		
	3	GEO GEORGIA						1		
	3	IRI ISLAMIC REPUBLIC OF IRAN						1		
	3	QAT QATAR						1		
	3	SVK SLOVAK REPUBLIC						1		
	3	ZIM ZIMBABWE						1		

PLACE	POINTS	COUNTRY	Gold	Silver	Bronze	Fourth	Fifth	Sixth	Seventh	Eighth
52	2	CRO CROATIA							1	
	2	ERI ERITREA							1	
	2	NAM NAMIBIA							1	
	2	KSA SAUDI ARABIA							1	
	2	ZAM ZAMBIA							1	
57	1	ANT ANTIGUA & BARBUDA								1
	1	ARM ARMENIA								1
	1	CAY CAYMAN ISLANDS								1
	1	JOR JORDAN								1
	1	PUR PUERTO RICO								1
	1	SRB SERBIA								1

