

# SUMMARY



## 400 Metres Boys - Semi-Final

First 2 in each heat (Q) and the next 2 fastest (q) advance to the Final

RECORDS	RESULT	NAME	COUNTRY	AGE	VENUE	DATE
World U18 Best	<b>WU18B</b>	45.14 Obea MOORE	USA	16	Santiago de Chile	2 Sep 1995
Championship Record	<b>CR</b>	45.24 Kirani JAMES	GRN	17	Bressanone	10 Jul 2009
World U18 Leading	<b>WU18L</b>	45.38 Tyrese COOPER	USA	17	Albuquerque, NM	3 Jun 2017

13 July 2017

RANK	PLACE	HEAT	LANE	BIB	NAME	COUNTRY	DATE of BIRTH	RESULT	
1	1	2	5	311	Anthony COX	JAM	26 Aug 00	<b>46.86</b>	Q
2	1	3	3	148	Bruno Benedito DA SILVA	BRA	9 Apr 00	<b>46.87</b>	Q <b>PB</b>
3	2	3	4	319	Antonio WATSON	JAM	11 Sep 01	<b>47.05</b>	Q <b>PB</b>
4	2	2	4	388	Ivan Danny GELDENHUYS	NAM	9 Aug 01	<b>47.24</b>	Q <b>PB</b>
5	3	3	6	448	Gregor GRAHOVAC	SLO	24 Apr 00	<b>47.34</b>	q <b>PB</b>
6	1	1	5	468	Colby JENNINGS	TKS	28 Apr 00	<b>47.36</b>	Q <b>PB</b>
7	2	1	3	226	Melkamu ASSEFA	ETH	24 Feb 01	<b>47.43</b>	Q
8	3	2	6	277	Daniel WILLIAMS	GUY	2 Sep 00	<b>47.46</b>	q
9	3	1	6	342	Kelvin Sawe TAUTA	KEN	13 Dec 00	<b>47.55</b>	
10	4	2	3	340	David SANAYEK	KEN	20 May 00	<b>47.66</b>	
11	4	3	8	500	Yaroslav DEMCHENKO	UKR	22 Mar 00	<b>47.96</b>	<b>PB</b>
12	5	3	2	355	Reuben NICHOLS	LCA	6 Apr 01	<b>48.01</b>	<b>PB</b>
13	4	1	7	282	Elvin Josué CANALES	HON	5 Sep 01	<b>48.21</b>	
14	5	2	7	133	Mohammad Jahir RAYHAN	BAN	25 Apr 01	<b>48.22</b>	
15	5	1	1	442	Thiruben S/O THANA RAJAN	SGP	28 Oct 00	<b>48.40</b>	
16	6	1	4	154	Musa ISAH	BRN	26 Aug 00	<b>48.43</b>	
17	6	3	1	129	Correy SHERROD	BAH	16 Sep 00	<b>48.56</b>	
18	6	2	2	514	José ÁLVAREZ	VEN	24 Apr 00	<b>48.79</b>	
19	7	3	7	457	Thiran R. I. KALAVITIGODA PATHIRANNASRI		20 Apr 00	<b>48.89</b>	
20	7	1	2	179	Bo XU	CHN	15 May 00	<b>48.90</b>	
21	7	2	8	161	Hantao DENG	CHN	10 May 00	<b>49.12</b>	
22	8	2	1	130	Tyrell SIMMS	BAH	15 Oct 00	<b>49.38</b>	
23	8	1	8	146	Bernard OLESITSE	BOT	22 Sep 01	<b>50.54</b>	
		3	5	398	Antonio GRANT	PAN	30 Apr 00	<b>DQ</b>	163.3(a)

**NOTE** IAAF Rule 163.3(a) - Lane infringement

ALL-TIME OUTDOOR TOP LIST				SEASON OUTDOOR TOP LIST			
RESULT	NAME	VENUE	DATE	RESULT	NAME	VENUE	2017
45.14	Obea MOORE (USA)	Santiago de Chile	2 Sep 95	45.38	Tyrese COOPER (USA)	Albuquerque, NM	3 Jun
45.15	Riaan DEMPERS (RSA)	Secunda	6 May 94	46.07	Brian HERRON (USA)	Sacramento (Hornet Stadium), CA	24 Jun
45.17	William REED (USA)	Tucson, AZ	20 Jun 87	46.19	Sean BURRELL (USA)	Albuquerque, NM	3 Jun
45.22	Naqmeldin ALI ABUBAKR (SUD)	Abuja	13 Oct 03	46.20	Zazini SOKWAKHANA (RSA)	Durban (Kings Park)	31 Mar
45.23	Tyrese COOPER (USA)	Humble (Turner Stadium), TX	6 Aug 16	46.53	Anthony COX (JAM)	Nairobi	12 Jul
45.24	Kirani JAMES (GRN)	Bressanone	10 Jul 09	46.77	Tyquan THORNTON (USA)	irt Lauderdale (Calvary Christian), FL	27 Apr
45.27	Christopher TAYLOR (JAM)	Cali (Pascual Guerrero)	17 Jul 15	46.85	Melkamu ASSEFA (ETH)	Assela (Green Stadium)	16 Jun
45.35	Usain BOLT (JAM)	Kingston, JAM	5 Apr 03	46.87	Edoardo SCOTTI (ITA)	Rieti (Guidobaldi)	18 Jun
45.44	Nduka AWAZIE (NGR)	Dakar	20 Aug 98	46.87	Bruno Benedito DA SILVA (BRA)	Nairobi	13 Jul
45.46	Josephus LYLES (USA)	Cali (Pascual Guerrero)	17 Jul 15	46.91	Karson LIPPERT (USA)	Clovis (Veteran's Memorial), CA	3 Jun



# RESULTS



## 400 Metres Boys - Semi-Final

First 2 in each heat (Q) and the next 2 fastest (q) advance to the Final

RECORDS	RESULT	NAME	COUNTRY	AGE	VENUE	DATE
World U18 Best	<b>WU18B</b>	45.14 Obea MOORE	USA	16	Santiago de Chile	2 Sep 1995
Championship Record	<b>CR</b>	45.24 Kirani JAMES	GRN	17	Bressanone	10 Jul 2009
World U18 Leading	<b>WU18L</b>	45.38 Tyrese COOPER	USA	17	Albuquerque, NM	3 Jun 2017

### Heat 1

3

13 July 2017 18:46 START TIME

21° C TEMPERATURE 69% HUMIDITY

PLACE	BIB	NAME	COUNTRY	DATE OF BIRTH	LANE	RESULT	REACTION	Fn
1	468	Colby JENNINGS	TKS	28 Apr 00	5	47.36	Q PB 0.224	
2	226	Melkamu ASSEFA	ETH	24 Feb 01	3	47.43	Q 0.214	
3	342	Kelvin Sawe TAUTA	KEN	13 Dec 00	6	47.55	0.370	
4	282	Elvin Josué CANALES	HON	5 Sep 01	7	48.21	0.243	
5	442	Thiruben S/O THANA RAJAN	SGP	28 Oct 00	1	48.40	0.171	
6	154	Musa ISAH	BRN	26 Aug 00	4	48.43	0.187	
7	179	Bo XU	CHN	15 May 00	2	48.90	0.226	
8	146	Bernard OLESITSE	BOT	22 Sep 01	8	50.54	0.161	

### Heat 2

3

13 July 2017 18:53 START TIME

21° C TEMPERATURE 69% HUMIDITY

PLACE	BIB	NAME	COUNTRY	DATE OF BIRTH	LANE	RESULT	REACTION	Fn
1	311	Anthony COX	JAM	26 Aug 00	5	46.86	Q 0.266	
2	388	Ivan Danny GELDENHUYS	NAM	9 Aug 01	4	47.24	Q PB 0.181	
3	277	Daniel WILLIAMS	GUY	2 Sep 00	6	47.46	q 0.186	
4	340	David SANAYEK	KEN	20 May 00	3	47.66	0.199	
5	133	Mohammad Jahir RAYHAN	BAN	25 Apr 01	7	48.22	0.198	
6	514	José ÁLVAREZ	VEN	24 Apr 00	2	48.79	0.160	
7	161	Hantao DENG	CHN	10 May 00	8	49.12	0.185	
8	130	Tyrell SIMMS	BAH	15 Oct 00	1	49.38	0.167	

### Heat 3

3

13 July 2017 19:01 START TIME

21° C TEMPERATURE 69% HUMIDITY

PLACE	BIB	NAME	COUNTRY	DATE OF BIRTH	LANE	RESULT	REACTION	Fn
1	148	Bruno Benedito DA SILVA	BRA	9 Apr 00	3	46.87	Q PB 0.215	
2	319	Antonio WATSON	JAM	11 Sep 01	4	47.05	Q PB 0.000	
3	448	Gregor GRAHOVAC	SLO	24 Apr 00	6	47.34	q PB 0.183	
4	500	Yaroslav DEMCHENKO	UKR	22 Mar 00	8	47.96	PB 0.178	
5	355	Reuben NICHOLS	LCA	6 Apr 01	2	48.01	PB 0.215	
6	129	Correy SHERROD	BAH	16 Sep 00	1	48.56	0.211	
7	457	Thiran R. I. KALAVITIGODA PATHIRA	SRI	20 Apr 00	7	48.89	0.188	
398	Antonio GRANT	PAN	30 Apr 00	5	DQ 163.3(a)	0.203		

**NOTE** IAAF Rule 163.3(a) - Lane infringement

#### ALL-TIME OUTDOOR TOP LIST

RESULT	NAME	VENUE	DATE
45.14	Obea MOORE (USA)	Santiago de Chile	2 Sep 95
45.15	Riaan DEMPERS (RSA)	Secunda	6 May 94
45.17	William REED (USA)	Tucson, AZ	20 Jun 87
45.22	Naqmeldin ALI ABUBAKR (SUD)	Abuja	13 Oct 03
45.23	Tyrese COOPER (USA)	Humble (Turner Stadium), TX	6 Aug 16
45.24	Kirani JAMES (GRN)	Bressanone	10 Jul 09
45.27	Christopher TAYLOR (JAM)	Cali (Pascual Guerrero)	17 Jul 15
45.35	Usain BOLT (JAM)	Kingston, JAM	5 Apr 03
45.44	Nduka AWAZIE (NGR)	Dakar	20 Aug 98
45.46	Josephus LYLES (USA)	Cali (Pascual Guerrero)	17 Jul 15

#### SEASON OUTDOOR TOP LIST

RESULT	NAME	VENUE	2017
45.38	Tyrese COOPER (USA)	Albuquerque, NM	3 Jun
46.07	Brian HERRON (USA)	Sacramento (Hornet Stadium), CA	24 Jun
46.19	Sean BURRELL (USA)	Albuquerque, NM	3 Jun
46.20	Zazini SOKWAKHANA (RSA)	Durban (Kings Park)	31 Mar
46.53	Anthony COX (JAM)	Nairobi	12 Jul
46.77	Tyquan THORNTON (USA)	irt Lauderdale (Calvary Christian), FL	27 Apr
46.85	Melkamu ASSEFA (ETH)	Assela (Green Stadium)	16 Jun
46.87	Edoardo SCOTTI (ITA)	Rieti (Guidobaldi)	18 Jun
46.87	Bruno Benedito DA SILVA (BRA)	Nairobi	13 Jul
46.91	Karson LIPPERT (USA)	Clovis (Veteran's Memorial), CA	3 Jun

# SUMMARY



## 800 Metres Boys - Semi-Final

First 3 in each heat (Q) and the next 2 fastest (q) advance to the Final

RECORDS	RESULT	NAME	COUNTRY	AGE	VENUE	DATE
World U18 Best	<b>WU18B</b>	1:43.37 Mohammed AMAN	ETH	17	Rieti (Guidobaldi)	10 Sep 2011
Championship Record	<b>CR</b>	1:44.08 Leonard Kirwa KOSENCHA	KEN	17	Lille	9 Jul 2011
World U18 Leading	<b>WU18L</b>	1:47.20 Tolesa BODENA	ETH	17	Assela (Green Stadium)	16 Jun 2017

13 July 2017

RANK	PLACE	HEAT	LANE	BIB	NAME	COUNTRY	DATE of BIRTH	RESULT	
1	1	2	6	229	Tolesa BODENA	ETH	18 Feb 00	<b>1:49.37</b>	<b>Q</b>
2	2	2	5	343	Japheth Kibiwott TOROITICH	KEN	17 May 00	<b>1:50.03</b>	<b>Q</b>
3	3	2	4	367	Abdellah MOUZLIB	MAR	7 Jan 00	<b>1:50.56</b>	<b>Q</b>
4	4	2	8	358	Eduardas Rimas SURVILAS	LTU	28 Jul 00	<b>1:51.41</b>	q <b>PB</b>
5	1	1	5	238	Melese NBERET	ETH	29 Jan 01	<b>1:51.50</b>	<b>Q</b>
6	2	1	4	370	Charaf ZAHIR	MAR	4 Sep 01	<b>1:51.66</b>	<b>Q</b> <b>PB</b>
7	3	1	8	192	Juan Diego CASTRO	CRC	17 May 00	<b>1:51.68</b>	<b>Q</b> <b>PB</b>
8	4	1	3	330	Noah KIPRONO	KEN	11 Apr 01	<b>1:51.72</b>	q
9	5	2	3	402	Marco VILCA	PER	2 Dec 00	<b>1:51.95</b>	<b>PB</b>
10	6	2	7	425	Cristian Gabriel VOICU	ROU	14 Feb 01	<b>1:52.19</b>	<b>PB</b>
11	5	1	2	493	Joshua KIBET	UGA	13 Nov 01	<b>1:52.31</b>	<b>PB</b>
12	7	2	1	451	Rok MARKELJ	SLO	14 Apr 00	<b>1:52.39</b>	<b>PB</b>
13	6	1	7	452	Jan VUKOVIC	SLO	14 Jun 00	<b>1:52.89</b>	
14	7	1	6	210	William DEVANTIER	DEN	16 Apr 00	<b>1:53.07</b>	
15	8	2	2	387	Jenito Acirio GUEZANE	MOZ	10 Dec 01	<b>1:53.40</b>	<b>PB</b>
16	8	1	1	520	Alfred CHAWONZA	ZIM	7 Feb 00	<b>1:55.77</b>	

### ALL-TIME OUTDOOR TOP LIST

RESULT	NAME	VENUE	DATE
1:43.37	Mohammed AMAN (ETH)	Rieti (Guidobaldi)	10 Sep 11
1:44.08	Leonard Kirwa KOSENCHA (KEN)	Lille	9 Jul 11
1:44.34	Belal Ali MANSOOR (BRN)	Conegliano Veneto	17 Jun 05
1:44.51	Willy Kiplimo TARBEI (KEN)	Nairobi (Nyayo Stadium)	17 Jun 15
1:44.55	Kipyegon BETT (KEN)	Nairobi (Nyayo Stadium)	17 Jun 15
1:44.98	Timothy KITUM (KEN)	Lille	9 Jul 11
1:45.78	Abubaker KAKI (SUD)	Rabat	10 Jun 06
1:45.8	Jackson Mumbwa KIVUVA (KEN)	Nairobi	1 Jul 06
1:46.25	Benson Marrianyi ESHO (KEN)	Pergine Valsugana	23 Jul 04
1:46.39	Hamza DRIOUCH (QAT)	Lille	9 Jul 11

### SEASON OUTDOOR TOP LIST

RESULT	NAME	VENUE	2017
1:47.20	Tolesa BODENA (ETH)	Assela (Green Stadium)	16 Jun
1:47.81	Noah KIPRONO (KEN)	Nairobi (Nyayo Stadium)	14 Jun
1:47.97	Japheth Kibiwott TOROITICH (KEN)	Nairobi (Nyayo Stadium)	14 Jun
1:48.17	Melese NBERET (ETH)	Assela (Green Stadium)	16 Jun
1:49.42	Max BURGIN (GBR)	Stretford	27 Jun
1:49.53	Ahmed HASAN (ETH)	Assela (Green Stadium)	16 Jun
1:49.61	Oussama CHERRAD (ALG)	Alger (SATO)	9 Jun
1:49.69	Ntuthuko NDIMANDE (RSA)	Cape Town (Green Point)	8 Apr
1:49.83	Rabi Mohamed MUBARAK (QAT)	Doha (Hamad Bin Suhaim)	5 May
1:49.97	Alex BOTTERILL (GBR)	Loughborough	8 Jul

# RESULTS



## 800 Metres Boys - Semi-Final

First 3 in each heat (Q) and the next 2 fastest (q) advance to the Final

RECORDS	RESULT	NAME	COUNTRY	AGE	VENUE	DATE	
World U18 Best	<b>WU18B</b>	1:43.37	Mohammed AMAN	ETH	17	Rieti (Guidobaldi)	10 Sep 2011
Championship Record	<b>CR</b>	1:44.08	Leonard Kirwa KOSENCHA	KEN	17	Lille	9 Jul 2011
World U18 Leading	<b>WU18L</b>	1:47.20	Tolesa BODENA	ETH	17	Assela (Green Stadium)	16 Jun 2017

### Heat 1

2

13 July 2017 17:41 START TIME

25° C TEMPERATURE 51% HUMIDITY

PLACE	BIB	NAME	COUNTRY	DATE OF BIRTH	LANE	RESULT	
1	238	Melese NBERET	ETH	29 Jan 01	5	1:51.50	Q
2	370	Charaf ZAHIR	MAR	4 Sep 01	4	1:51.66	Q PB
3	192	Juan Diego CASTRO	CRC	17 May 00	8	1:51.68	Q PB
4	330	Noah KIPRONO	KEN	11 Apr 01	3	1:51.72	q
5	493	Joshua KIBET	UGA	13 Nov 01	2	1:52.31	PB
6	452	Jan VUKOVIC	SLO	14 Jun 00	7	1:52.89	
7	210	William DEVANTIER	DEN	16 Apr 00	6	1:53.07	
8	520	Alfred CHAWONZA	ZIM	7 Feb 00	1	1:55.77	

INTERMEDIATE TIMES	400m	330 Noah KIPRONO	56.46
--------------------	------	------------------	-------

### Heat 2

2

13 July 2017 17:49 START TIME

25° C TEMPERATURE 51% HUMIDITY

PLACE	BIB	NAME	COUNTRY	DATE OF BIRTH	LANE	RESULT	
1	229	Tolesa BODENA	ETH	18 Feb 00	6	1:49.37	Q
2	343	Japheth Kibiwott TOROITICH	KEN	17 May 00	5	1:50.03	Q
3	367	Abdellah MOUZLIB	MAR	7 Jan 00	4	1:50.56	Q
4	358	Eduardas Rimas SURVILAS	LTU	28 Jul 00	8	1:51.41	q PB
5	402	Marco VILCA	PER	2 Dec 00	3	1:51.95	PB
6	425	Cristian Gabriel VOICU	ROU	14 Feb 01	7	1:52.19	PB
7	451	Rok MARKELJ	SLO	14 Apr 00	1	1:52.39	PB
8	387	Jenito Acirio GUEZANE	MOZ	10 Dec 01	2	1:53.40	PB

INTERMEDIATE TIMES	400m	229 Tolesa BODENA	55.07
--------------------	------	-------------------	-------

### ALL-TIME OUTDOOR TOP LIST

RESULT	NAME	VENUE	DATE
1:43.37	Mohammed AMAN (ETH)	Rieti (Guidobaldi)	10 Sep 11
1:44.08	Leonard Kirwa KOSENCHA (KEN)	Lille	9 Jul 11
1:44.34	Belat Ali MANSOOR (BRN)	Conegliano Veneto	17 Jun 05
1:44.51	Willy Kiplimo TARBEI (KEN)	Nairobi (Nyayo Stadium)	17 Jun 15
1:44.55	Kipyegon BETT (KEN)	Nairobi (Nyayo Stadium)	17 Jun 15
1:44.98	Timothy KITUM (KEN)	Lille	9 Jul 11
1:45.78	Abubaker KAKI (SUD)	Rabat	10 Jun 06
1:45.8	Jackson Mumbwa KIVUVA (KEN)	Nairobi	1 Jul 06
1:46.25	Benson Marrianyi ESHO (KEN)	Pergine Valsugana	23 Jul 04
1:46.39	Hamza DRIOUCH (QAT)	Lille	9 Jul 11

### SEASON OUTDOOR TOP LIST

RESULT	NAME	VENUE	2017
1:47.20	Tolesa BODENA (ETH)	Assela (Green Stadium)	16 Jun
1:47.81	Noah KIPRONO (KEN)	Nairobi (Nyayo Stadium)	14 Jun
1:47.97	Japheth Kibiwott TOROITICH (KEN)	Nairobi (Nyayo Stadium)	14 Jun
1:48.17	Melese NBERET (ETH)	Assela (Green Stadium)	16 Jun
1:49.42	Max BURGIN (GBR)	Stretford	27 Jun
1:49.53	Ahmed HASAN (ETH)	Assela (Green Stadium)	16 Jun
1:49.61	Oussama CHERRAD (ALG)	Alger (SATO)	9 Jun
1:49.69	Ntuthuko NDIMANDE (RSA)	Cape Town (Green Point)	8 Apr
1:49.83	Rabi Mohamed MUBARAK (QAT)	Doha (Hamad Bin Suhaim)	5 May
1:49.97	Alex BOTTERILL (GBR)	Loughborough	8 Jul

# SUMMARY



## 3000 Metres Boys - Round 1

First 5 in each heat (Q) and the next 5 fastest (q) advance to the Final

RECORDS	RESULT	NAME	COUNTRY	AGE	VENUE	DATE
World U18 Best	<b>WU18B</b>	7:32.37 Abreham CHERKOS	ETH	17	Lausanne (Pontaise)	11 Jul 2006
Championship Record	<b>CR</b>	7:40.10 William Malel SITONIK	KEN	17	Lille	10 Jul 2011
World U18 Leading	<b>WU18L</b>	7:43.73 Jacob KIPLIMO	UGA	17	Doha (Hamad Bin Suhaim)	5 May 2017

13 July 2017

RANK	PLACE	HEAT	BIB	NAME	COUNTRY	DATE of BIRTH	RESULT	
1	1	1	228	Selemon BAREGA	ETH	20 Jan 00	<b>7:55.73</b>	Q <b>PB</b>
2	2	1	344	Stanley Mburu WAITHAKA	KEN	9 Apr 00	<b>7:59.54</b>	Q
3	1	2	346	Edward ZAKAYO	KEN	25 Nov 01	<b>8:04.85</b>	Q
4	2	2	237	Milkesa MENGESHA	ETH	16 Apr 00	<b>8:05.87</b>	Q <b>PB</b>
5	3	1	490	Oscar CHELIMO	UGA	12 Dec 01	<b>8:08.09</b>	Q <b>PB</b>
6	4	1	218	Meron GOITOM	ERI	30 Mar 01	<b>8:08.88</b>	Q <b>PB</b>
7	5	1	134	Léonce BUKURU	BDI	14 May 01	<b>8:16.87</b>	Q <b>PB</b>
8	3	2	219	Bereket MICHAEL	ERI	31 Dec 00	<b>8:24.54</b>	Q
9	6	1	366	Fouad MESSAOUDI	MAR	7 Jan 01	<b>8:34.43</b>	q
10	4	2	497	Titus Given KWEMOI	UGA	8 May 00	<b>8:37.67</b>	Q
11	5	2	518	Noor Aldeen AL-HUMAIIDHA	YEM	4 Jun 00	<b>8:43.73</b>	Q
12	7	1	324	Sharif ELATAWNEH	JOR	20 Aug 00	<b>8:45.59</b>	q
13	8	1	174	Zelang TAO	CHN	26 Jul 00	<b>8:47.23</b>	q
14	6	2	102	Saber ABED	ALG	22 Feb 00	<b>8:49.97</b>	q
15	7	2	136	Belmin MRKANOVIC	BIH	12 Jan 00	<b>8:50.75</b>	q
16	9	1	110	Yazid SLIM	ALG	17 Jun 00	<b>8:55.09</b>	
17	10	1	474	Ayetullah ASLANHAN	TUR	1 Jan 01	<b>8:59.75</b>	
18	8	2	458	Kbashi Mohamedkhir AHMED	SUD	12 Jan 01	<b>9:00.99</b>	
19	9	2	309	Zemenu MUCHIE	ISR	5 Dec 00	<b>9:01.06</b>	
20	10	2	209	Oliver BJØRSLEV	DEN	7 Jul 00	<b>9:04.81</b>	
21	11	2	486	Muhammed Taha TANAS	TUR	21 Feb 00	<b>9:26.37</b>	

ALL-TIME OUTDOOR TOP LIST				SEASON OUTDOOR TOP LIST			
RESULT	NAME	VENUE	DATE	RESULT	NAME	VENUE	2017
7:32.37	Abreham CHERKOS (ETH)	Lausanne (Pontaise)	11 Jul 06	7:43.73	Jacob KIPLIMO (UGA)	Doha (Hamad Bin Suhaim)	5 May
7:36.28	Yomif KEJELCHA (ETH)	Ostrava (Mestský Stadion)	17 Jun 14	7:53.8	Edward ZAKAYO (KEN)	Nairobi (Nyayo Stadium)	14 Jun
7:36.82	Augustine Kiprono CHOGE (KEN)	Rieti	5 Sep 04	7:55.73	Selemon BAREGA (ETH)	Nairobi	13 Jul
7:39.22	Hillary CHENONGE (KEN)	Bruxelles	30 Aug 02	7:56.0	Stanley Mburu WAITHAKA (KEN)	Nairobi (Nyayo Stadium)	14 Jun
7:40.10	William Malel SITONIK (KEN)	Lille	10 Jul 11	8:00.21	Tim VAN DE VELDE (BEL)	Herentals	1 May
7:40.47	Patrick Mutunqa MWIKYA (KEN)	Lille	10 Jul 11	8:05.87	Milkesa MENGESHA (ETH)	Nairobi	13 Jul
7:40.89	Abrar OSMAN (ERI)	Lille	10 Jul 11	8:06.0	Leonard Kipkemai BETT (KEN)	Eldoret (Kipchoge Keino)	25 May
7:41.38	Japhet Kipyegon KORIR (KEN)	je (Naimette-Xhovémont)	13 Jul 10	8:06.37	Edwin KOSKEI (KEN)	Dar es Salaam	13 May
7:42.10	Solomon DEKSISA (ETH)	Lille	10 Jul 11	8:08.09	Oscar CHELIMO (UGA)	Nairobi	13 Jul
7:42.30	Bado WORKU (ETH)	Rieti	28 Aug 05	8:08.88	Meron GOITOM (ERI)	Nairobi	13 Jul

# RACE ANALYSIS



## 3000 Metres Boys - Round 1

First 5 in each heat (Q) and the next 5 fastest (q) advance to the Final

**Heat 2** **2**

13 July 2017 10:04 START TIME

16° C TEMPERATURE 88 % HUMIDITY

PLACE	BIB	NAME	COUNTRY	DATE of BIRTH	RESULT
<b>1000m</b>		<b>2000m</b>			
<b>1</b>	346	<b>Edward ZAKAYO</b>	KEN	25 Nov 01	<b>8:04.85</b>
		2:51.80 (1) 5:33.31 (1) 2:41.51 (3) 2:31.54 (1)			
<b>2</b>	237	<b>Milkesa MENGESHA</b>	ETH	16 Apr 00	<b>8:05.87</b> <b>PB</b>
		2:51.98 (2) 5:33.43 (2) 2:41.45 (2) 2:32.44 (2)			
<b>3</b>	219	<b>Bereket MICHAEL</b>	ERI	31 Dec 00	<b>8:24.54</b>
		2:52.18 (4) 5:33.55 (3) 2:41.37 (1) 2:50.99 (3)			
<b>4</b>	497	<b>Titus Given KWEMOI</b>	UGA	8 May 00	<b>8:37.67</b>
		2:52.31 (5) 5:38.29 (4) 2:45.98 (4) 2:59.38 (7)			
<b>5</b>	518	<b>Noor Aldeen AL-HUMAIHDA</b>	YEM	4 Jun 00	<b>8:43.73</b>
		2:53.06 (8) 5:45.87 (5) 2:52.81 (5) 2:57.86 (5)			
<b>6</b>	102	<b>Saber ABED</b>	ALG	22 Feb 00	<b>8:49.97</b>
		2:52.04 (3) 5:50.77 (6) 2:58.73 (6) 2:59.20 (6)			
<b>7</b>	136	<b>Belmin MRKANOVIC</b>	BIH	12 Jan 00	<b>8:50.75</b>
		2:53.18 (9) 5:53.93 (8) 3:00.75 (7) 2:56.82 (4)			
<b>8</b>	458	<b>Kbashi Mohamedkhir AHMED</b>	SUD	12 Jan 01	<b>9:00.99</b>
		2:52.64 (6) 5:53.71 (7) 3:01.07 (8) 3:07.28 (10)			
<b>9</b>	309	<b>Zemenu MUCHIE</b>	ISR	5 Dec 00	<b>9:01.06</b>
		2:53.83 (10) 5:59.64 (10) 3:05.81 (11) 3:01.42 (8)			
<b>10</b>	209	<b>Oliver BJØRSLEV</b>	DEN	7 Jul 00	<b>9:04.81</b>
		2:54.42 (11) 6:00.05 (11) 3:05.63 (10) 3:04.76 (9)			
<b>11</b>	486	<b>Muhammed Taha TANAS</b>	TUR	21 Feb 00	<b>9:26.37</b>
		2:52.67 (7) 5:55.73 (9) 3:03.06 (9) 3:30.64 (11)			

# RESULTS



## 3000 Metres Boys - Round 1

First 5 in each heat (Q) and the next 5 fastest (q) advance to the Final

RECORDS	RESULT	NAME	COUNTRY	AGE	VENUE	DATE
World U18 Best	<b>WU18B</b>	7:32.37	Abreham CHERKOS	ETH	17	Lausanne (Pontaise) 11 Jul 2006
Championship Record	<b>CR</b>	7:40.10	William Malel SITONIK	KEN	17	Lille 10 Jul 2011
World U18 Leading	<b>WU18L</b>	7:43.73	Jacob KIPLIMO	UGA	17	Doha (Hamad Bin Suhaim) 5 May 2017

### Heat 1

2

13 July 2017 09:49 START TIME

15° C TEMPERATURE 94% HUMIDITY

PLACE	BIB	NAME	COUNTRY	DATE OF BIRTH	ORDER	RESULT	
1	228	Selemon BAREGA	ETH	20 Jan 00	7	7:55.73	Q <b>PB</b>
2	344	Stanley Mburu WAITHAKA	KEN	9 Apr 00	1	7:59.54	Q
3	490	Oscar CHELIMO	UGA	12 Dec 01	8	8:08.09	Q <b>PB</b>
4	218	Meron GOITOM	ERI	30 Mar 01	5	8:08.88	Q <b>PB</b>
5	134	Léonce BUKURU	BDI	14 May 01	6	8:16.87	Q <b>PB</b>
6	366	Fouad MESSAOUDI	MAR	7 Jan 01	9	8:34.43	q
7	324	Sharif ELATAWNEH	JOR	20 Aug 00	10	8:45.59	q
8	174	Zelang TAO	CHN	26 Jul 00	2	8:47.23	q
9	110	Yazid SLIM	ALG	17 Jun 00	3	8:55.09	
10	474	Ayetullah ASLANHAN	TUR	1 Jan 01	4	8:59.75	

INTERMEDIATE TIMES	1000m	228 Selemon BAREGA	2:38.74
	2000m	228 Selemon BAREGA	5:21.66

### Heat 2

2

13 July 2017 10:04 START TIME

16° C TEMPERATURE 88% HUMIDITY

PLACE	BIB	NAME	COUNTRY	DATE OF BIRTH	ORDER	RESULT	
1	346	Edward ZAKAYO	KEN	25 Nov 01	1	8:04.85	Q
2	237	Milkesa MENGESHA	ETH	16 Apr 00	3	8:05.87	Q <b>PB</b>
3	219	Bereket MICHAEL	ERI	31 Dec 00	10	8:24.54	Q
4	497	Titus Given KWEMOI	UGA	8 May 00	9	8:37.67	Q
5	518	Noor Aldeen AL-HUMAIIDHA	YEM	4 Jun 00	7	8:43.73	Q
6	102	Saber ABED	ALG	22 Feb 00	2	8:49.97	q
7	136	Belmin MRKANOVIC	BIH	12 Jan 00	4	8:50.75	q
8	458	Kbashi Mohamedkhir AHMED	SUD	12 Jan 01	5	9:00.99	
9	309	Zemenu MUCHIE	ISR	5 Dec 00	11	9:01.06	
10	209	Oliver BJØRSLEV	DEN	7 Jul 00	6	9:04.81	
11	486	Muhammed Taha TANAS	TUR	21 Feb 00	8	9:26.37	

INTERMEDIATE TIMES	1000m	346 Edward ZAKAYO	2:51.80
	2000m	346 Edward ZAKAYO	5:33.31

ALL-TIME OUTDOOR TOP LIST				SEASON OUTDOOR TOP LIST			
RESULT	NAME	VENUE	DATE	RESULT	NAME	VENUE	2017
7:32.37	Abreham CHERKOS (ETH)	Lausanne (Pontaise)	11 Jul 06	7:43.73	Jacob KIPLIMO (UGA)	Doha (Hamad Bin Suhaim)	5 May
7:36.28	Yomif KEJELCHA (ETH)	Ostrava (Mestský Stadion)	17 Jun 14	7:53.8	Edward ZAKAYO (KEN)	Nairobi (Nyayo Stadium)	14 Jun
7:36.82	Augustine Kiprono CHOGE (KEN)	Rieti	5 Sep 04	7:55.73	Selemon BAREGA (ETH)	Nairobi	13 Jul
7:39.22	Hillary CHENONGE (KEN)	Bruxelles	30 Aug 02	7:56.0	Stanley Mburu WAITHAKA (KEN)	Nairobi (Nyayo Stadium)	14 Jun
7:40.10	William Malel SITONIK (KEN)	Lille	10 Jul 11	8:00.21	Tim VAN DE VELDE (BEL)	Herentals	1 May
7:40.47	Patrick Mutunqa MWIKYA (KEN)	Lille	10 Jul 11	8:05.87	Milkesa MENGESHA (ETH)	Nairobi	13 Jul
7:40.89	Abrar OSMAN (ERI)	Lille	10 Jul 11	8:06.0	Leonard Kipkemai BETT (KEN)	Eldoret (Kipchoge Keino)	25 May
7:41.38	Japhet Kipyegon KORIR (KEN)	ጆ (Naimette-Xhovémont)	13 Jul 10	8:06.37	Edwin KOSKEI (KEN)	Dar es Salaam	13 May
7:42.10	Solomon DEKSISA (ETH)	Lille	10 Jul 11	8:08.09	Oscar CHELIMO (UGA)	Nairobi	13 Jul
7:42.30	Bado WORKU (ETH)	Rieti	28 Aug 05	8:08.88	Meron GOITOM (ERI)	Nairobi	13 Jul



# SUMMARY



## 110m Hurdles (91.4cm) Boys - Round 1

First 3 in each heat (Q) and the next 4 fastest (q) advance to the Semi-Finals

RECORDS	RESULT	NAME	COUNTRY	AGE	VENUE	DATE
World U18 Best	<b>WU18B</b>	12.96 Jaheel HYDE	JAM	17	Nanjing (Olympic Stadium)	23 Aug 2014
Championship Record	<b>CR</b>	13.08 De'Jour RUSSELL	JAM	17	Nairobi	13 Jul 2017
World U18 Leading	<b>WU18L</b>	13.08 De'Jour RUSSELL	JAM	17	Nairobi	13 Jul 2017

13 July 2017

RANK	PLACE	HEAT	LANE	BIB	NAME	COUNTRY	DATE of BIRTH	RESULT		WIND
1	1	1	5	317	De'Jour RUSSELL	JAM	1 Apr 00	13.08	Q <b>CR</b>	+0.5
2	1	2	2	224	Enrique LLOPIS	ESP	15 Oct 00	13.47	Q <b>PB</b>	-0.4
3	2	1	4	132	Denvaughn WHYMNS	BAH	9 Dec 00	13.56	Q <b>PB</b>	+0.5
4	1	3	3	470	Hao-hua LU	TPE	13 Sep 00	13.57	Q	+0.4
5	2	2	5	420	Alexandru Ionut ICONARU	ROU	17 Jul 00	13.66	Q	-0.4
6	1	4	8	416	Saoud AL-HUMAIIDI	QAT	21 Jun 00	13.72	Q	+1.3
7	3	2	6	252	Thomas WANAVBERCQ	FRA	25 Mar 00	13.73	Q	-0.4
8	3	1	2	378	Carlos ESQUER	MEX	18 Feb 00	13.81 (.808)	Q	+0.5
9	4	1	7	272	Stefan VOLZER	GER	16 Aug 00	13.81 (.810)	q	+0.5
10	5	1	6	447	Filip Jakob DEMŠAR	SLO	3 Apr 00	13.83 (.821)	q	+0.5
11	4	2	7	318	Brithton SENIOR	JAM	7 Oct 00	13.83 (.827)	q	-0.4
12	2	3	2	383	José Roberto RADILLA	MEX	22 Apr 00	13.86	Q <b>PB</b>	+0.4
13	3	3	7	274	Robert WITKOWSKI	GER	25 Jul 00	13.87	Q	+0.4
14	5	2	8	157	Rasheem BROWN	CAY	22 Mar 00	13.89	q <b>PB</b>	-0.4
15	6	1	3	502	Daniyil KASHCHENKO	UKR	11 Feb 00	13.92	<b>PB</b>	+0.5
16	6	2	4	184	Shenglong ZHU	CHN	25 Jan 00	13.96		-0.4
17	4	3	4	438	Roelof VAN DER WALT	RSA	6 Jan 00	13.97		+0.4
18	2	4	1	417	Alin Ionut ANTON	ROU	1 Jan 00	14.07	Q	+1.3
19	5	3	5	296	Abhishek UBHE	IND	11 May 00	14.09	<b>PB</b>	+0.4
20	6	3	8	440	Chong Wei GUAN	SGP	8 May 00	14.10 (.098)		+0.4
20	7	2	3	360	Xin XU	MAC	1 Aug 00	14.10 (.098)	<b>PB</b>	-0.4
22	3	4	4	427	Julian BOGNER	RSA	25 Feb 00	14.12	Q	+1.3
23	4	4	2	208 <b>Y</b>	Antonín WIJAS	CZE	30 Mar 01	14.18		+1.3
24	7	1	8	295	Punga SOREN	IND	7 Apr 01	14.34		+0.5
25	8	2	1	350	Mohammad ALENEZI	KUW	8 Apr 00	14.41		-0.4
26	5	4	7	280	Lok Hei Addis WONG	HKG	9 Jun 01	14.42		+1.3
27	6	4	6	488	Zayed AL SHAMSI	UAE	26 Dec 00	14.70		+1.3
28	7	4	3	345	Peter WAMBUA	KEN	27 Apr 00	14.86	<b>PB</b>	+1.3
		3	6	169	Xiaohan NING	CHN	24 Jan 00	DNF		+0.4
		4	5	479	Atakan GÜNES	TUR	12 Jan 00	DQ	162.7	+1.3

**NOTE** IAAF Rule 162.7 - False Start  
**Y** Yellow Card - BIB 208 - 162.5(c) Disturbing the start

ALL-TIME OUTDOOR TOP LIST				SEASON OUTDOOR TOP LIST			
RESULT	NAME	VENUE	DATE	RESULT	NAME	VENUE	2017
12.96	Jaheel HYDE (JAM)	Nanjing (Olympic Stadium)	23 Aug 14	13.08	De'Jour RUSSELL (JAM)	Nairobi	13 Jul
13.08	De'Jour RUSSELL (JAM)	Nairobi	13 Jul 17	13.40	Hao-hua LU (TPE)	Bangkok (National Stadium)	20 May
13.12	Wilhem BELOCIAN (FRA)	Lens	21 Jul 12	13.43	Zayed AL SHAMSI (UAE)	Dubai (Police Stadium)	25 May
13.18	Wayne C. DAVIS II (USA)	Ostrava	12 Jul 07	13.47	Enrique LLOPIS (ESP)	Nairobi	13 Jul
13.22	Konstadinos DOUVALÍDIS (GRE)	Skópelos	2 Oct 04	13.51	Jack SUMNERS (GBR)	Bedford, GBR	27 May
13.24	Marlon HUMPHREY (USA)	Donetsk	12 Jul 13	13.51	Alexandru Ionut ICONARU (ROU)	Pitesti (Dobrin Stadium)	24 Jun
13.25	Penqfei CHU (CHN)	Huaiian	17 Jul 10	13.53	Pedro Pablo GUTIÉRREZ (CUB)	abana (Estadio Panamericano)	15 Jun
13.26	Ladji DOUCOURÉ (FRA)	gdgoszcz (Zdzislaw Krzyszkowiak)	16 Jul 99	13.56	Denvaughn WHYMNS (BAH)	Nairobi	13 Jul
13.26	Yordan L. O'FARRILL (CUB)	ana (Estadio Panamericano)	3 Jul 10	13.58	Julian BOGNER (RSA)	Pretoria (Tuks)	18 Mar
13.27	Nassim Mezian BRAHIMI (QAT)	Debrecen	14 Jul 01	13.58	Thomas WANAVBERCQ (FRA)	Pontoise	20 Jun



# RESULTS



## 110m Hurdles (91.4cm) Boys - Round 1

First 3 in each heat (Q) and the next 4 fastest (q) advance to the Semi-Finals

RECORDS	RESULT	NAME	COUNTRY	AGE	VENUE	DATE
World U18 Best	<b>WU18B</b>	12.96	Jaheel HYDE	JAM	17	Nanjing (Olympic Stadium) 23 Aug 2014
Championship Record	<b>CR</b>	13.08	De'Jour RUSSELL	JAM	17	Nairobi 13 Jul 2017
World U18 Leading	<b>WU18L</b>	13.08	De'Jour RUSSELL	JAM	17	Nairobi 13 Jul 2017

### Heat 1

4

13 July 2017 12:19 START TIME

18° C TEMPERATURE 83 % HUMIDITY

+0.5m/s WIND

PLACE	BIB	NAME	COUNTRY	DATE OF BIRTH	LANE	RESULT	REACTION	Fn
1	317	De'Jour RUSSELL	JAM	1 Apr 00	5	13.08	Q <b>CR</b> 0.221	
2	132	Denvaughn WHYMNS	BAH	9 Dec 00	4	13.56	Q <b>PB</b> 0.167	
3	378	Carlos ESQUER	MEX	18 Feb 00	2	13.81	[.808] Q 0.186	
4	272	Stefan VOLZER	GER	16 Aug 00	7	13.81	[.810] q 0.225	
5	447	Filip Jakob DEMŠAR	SLO	3 Apr 00	6	13.83	[.821] q 0.182	
6	502	Daniyil KASHCHENKO	UKR	11 Feb 00	3	13.92	<b>PB</b> 0.186	
7	295	Punga SOREN	IND	7 Apr 01	8	14.34	0.223	

### Heat 2

4

13 July 2017 12:26 START TIME

18° C TEMPERATURE 83 % HUMIDITY

-0.4m/s WIND

PLACE	BIB	NAME	COUNTRY	DATE OF BIRTH	LANE	RESULT	REACTION	Fn
1	224	Enrique LLOPIS	ESP	15 Oct 00	2	13.47	Q <b>PB</b> 0.181	
2	420	Alexandru Ionut ICONARU	ROU	17 Jul 00	5	13.66	Q 0.202	
3	252	Thomas WANAVERBECQ	FRA	25 Mar 00	6	13.73	Q 0.188	
4	318	Brithton SENIOR	JAM	7 Oct 00	7	13.83	[.827] q 0.194	
5	157	Rasheem BROWN	CAY	22 Mar 00	8	13.89	q <b>PB</b> 0.202	
6	184	Shenglong ZHU	CHN	25 Jan 00	4	13.96	0.166	
7	360	Xin XU	MAC	1 Aug 00	3	14.10	[.098] <b>PB</b> 0.174	
8	350	Mohammad ALENEZI	KUW	8 Apr 00	1	14.41	0.194	

### Heat 3

4

13 July 2017 12:34 START TIME

18° C TEMPERATURE 83 % HUMIDITY

+0.4m/s WIND

PLACE	BIB	NAME	COUNTRY	DATE OF BIRTH	LANE	RESULT	REACTION	Fn
1	470	Hao-hua LU	TPE	13 Sep 00	3	13.57	Q 0.177	
2	383	José Roberto RADILLA	MEX	22 Apr 00	2	13.86	Q <b>PB</b> 0.183	
3	274	Robert WITKOWSKI	GER	25 Jul 00	7	13.87	Q 0.249	
4	438	Roelof VAN DER WALT	RSA	6 Jan 00	4	13.97	0.185	
5	296	Abhishek UBHE	IND	11 May 00	5	14.09	<b>PB</b> 0.175	
6	440	Chong Wei GUAN	SGP	8 May 00	8	14.10	[.098] 0.180	
169		Xiaohan NING	CHN	24 Jan 00	6	DNF	0.194	

### Heat 4

4

13 July 2017 12:40 START TIME

18° C TEMPERATURE 83 % HUMIDITY

+1.3m/s WIND

PLACE	BIB	NAME	COUNTRY	DATE OF BIRTH	LANE	RESULT	REACTION	Fn
1	416	Saoud AL-HUMAIIDI	QAT	21 Jun 00	8	13.72	Q 0.186	
2	417	Alin Ionut ANTON	ROU	1 Jan 00	1	14.07	Q 0.178	
3	427	Julian BOGNER	RSA	25 Feb 00	4	14.12	Q 0.178	
4	208	Antonín WIJAS	CZE	30 Mar 01	2	14.18	0.153	
5	280	Lok Hei Addis WONG	HKG	9 Jun 01	7	14.42	0.197	
6	488	Zayed AL SHAMSI	UAE	26 Dec 00	6	14.70	0.193	
7	345	Peter WAMBUA	KEN	27 Apr 00	3	14.86	<b>PB</b> 0.193	
479		Atakan GÜNES	TUR	12 Jan 00	5	DQ 162.7		F1

NOTE IAAF Rule 162.7 - False Start  
**Y** Yellow Card - BIB 208 - 162.5(c) Disturbing the start

**RESULTS**  
**110m Hurdles (91.4cm) Boys - Round 1**

ALL-TIME OUTDOOR TOP LIST				SEASON OUTDOOR TOP LIST			
RESULT	NAME	VENUE	DATE	RESULT	NAME	VENUE	2017
12.96	Jaheel HYDE (JAM)	Nanjing (Olympic Stadium)	23 Aug 14	13.08	De'Jour RUSSELL (JAM)	Nairobi	13 Jul
13.08	De'Jour RUSSELL (JAM)	Nairobi	13 Jul 17	13.40	Hao-hua LU (TPE)	Bangkok (National Stadium)	20 May
13.12	Wilhem BELOCIAN (FRA)	Lens	21 Jul 12	13.43	Zayed AL SHAMSI (UAE)	Dubai (Police Stadium)	25 May
13.18	Wayne C. DAVIS II (USA)	Ostrava	12 Jul 07	13.47	Enrique LLOPIS (ESP)	Nairobi	13 Jul
13.22	Konstadinos DOUVALÍDIS (GRE)	Skópelos	2 Oct 04	13.51	Jack SUMNERS (GBR)	Bedford, GBR	27 May
13.24	Marlon HUMPHREY (USA)	Donetsk	12 Jul 13	13.51	Alexandru Ionut ICONARU (ROU)	Pitesti (Dobrin Stadium)	24 Jun
13.25	Pengfei CHU (CHN)	Huaian	17 Jul 10	13.53	Pedro Pablo GUTIÉRREZ (CUB)	Havana (Estadio Panamericano)	15 Jun
13.26	Ladji DOUCOURÉ (FRA)	Włocławek (Zdzisław Krzyszkowiak)	16 Jul 99	13.56	Denvauqhn WHYMNS (BAH)	Nairobi	13 Jul
13.26	Yordan L. O'FARRILL (CUB)	Havana (Estadio Panamericano)	3 Jul 10	13.58	Julian BOGNER (RSA)	Pretoria (Tuks)	18 Mar
13.27	Nassim Mezian BRAHIMI (QAT)	Debrecen	14 Jul 01	13.58	Thomas WANAVBERECQ (FRA)	Pontoise	20 Jun

# SUMMARY



## 400m hurdles (83.8cm) Boys - Round 1

First 2 in each heat (Q) and the next 2 fastest (q) advance to the Final

RECORDS	RESULT	NAME	COUNTRY	AGE	VENUE	DATE
World U18 Best	<b>WU18B</b>	48.84	Zazini SOKWAKHANA	RSA	17	Pretoria (Tuks) 17 Mar 2017
Championship Record	<b>CR</b>	49.01	William WYNNE	USA	17	Ostrava 15 Jul 2007
World U18 Leading	<b>WU18L</b>	48.84	Zazini SOKWAKHANA	RSA	17	Pretoria (Tuks) 17 Mar 2017

13 July 2017

RANK	PLACE	HEAT	LANE	BIB	NAME	COUNTRY	DATE of BIRTH	RESULT	
1	1	2	4	437	Zazini SOKWAKHANA	RSA	23 Sep 00	49.63	Q
2	1	1	6	320	Rovane WILLIAMS	JAM	18 May 00	51.94	Q <b>PB</b>
3	2	1	2	337	Moitalel Mpoke NAADOKILA	KEN	8 Feb 01	52.40	Q <b>PB</b>
4	1	3	2	150	Alison Brendom DOS SANTOS	BRA	3 Jun 00	52.95	Q
5	2	3	3	247	Fabien LAROPPE	FRA	12 Aug 00	53.06	Q <b>PB</b>
6	3	1	8	176	Daojun WANG	CHN	2 Jun 00	53.21	q
7	4	1	3	528	Baptiste CHRISTOPHE	FRA	17 Feb 00	53.24	q
8	2	2	3	401	Luis ELESURU	PER	17 Jan 01	53.57	Q
9	3	2	7	469	Ting Hsuan HUANG	TPE	22 Apr 00	53.74	
10	3	3	5	162	Chenggui DING	CHN	4 May 00	54.02	
11	5	1	4	455	Tihomir DJORDJEVIC	SRB	25 Apr 00	54.30	
12	4	2	5	445	Jahnaza FRANCIS	SKN	21 Dec 00	54.67	
13	6	1	1	108	Ayoub MAHROU	ALG	21 Jan 00	54.83	
14	4	3	6	107	Yacine KHEDIM	ALG	12 Nov 00	54.87	
15	5	3	8	511	Andriy VASYLEVSKYY	UKR	30 Sep 00	55.10	
16	5	2	8	373	Ruslem Zikry Putra ROSELI	MAS	13 Mar 00	55.46	
17	6	3	1	365	Ismail MANYANI	MAR	28 May 00	55.62	
18	6	2	2	364	Oussama HAMMI	MAR	10 Feb 00	55.80	
19	7	2	6	352	Aleksandrs KUCS	LAT	20 Sep 00	56.22	
20	7	1	7	131	Matthew THOMPSON	BAH	21 Dec 00	57.78	
21	8	1	5	283	Halomoan Edwin BINSAR	INA	20 Dec 00	1:08.62	
		3	4	341	David SARUNI	KEN	1 Jul 00	DQ	163.3(a)
		3	7	206	Filip LICMAN	CZE	19 Jan 00	DNS	

**NOTE** IAAF Rule 163.3(a) - Lane infringement

ALL-TIME OUTDOOR TOP LIST				SEASON OUTDOOR TOP LIST			
RESULT	NAME	VENUE	DATE	RESULT	NAME	VENUE	2017
48.84	Zazini SOKWAKHANA (RSA)	Pretoria (Tuks)	17 Mar 17	48.84	Zazini SOKWAKHANA (RSA)	Pretoria (Tuks)	17 Mar
49.01	William WYNNE (USA)	Ostrava	15 Jul 07	51.44	Jeremy FARR (JAM)	Kingston (NS), JAM	31 Mar
49.11	Norman GRIMES (USA)	Calí (Pascual Guerrero)	18 Jul 15	51.64	Rasheeme GRIFFITH (BAR)	Willemstad (Hato Stadium)	16 Apr
49.86	Marnus KRITZINGER (RSA)	szcz (Zdzislaw Krzyszkowiak)	18 Jul 99	51.83	Ismail MANYANI (MAR)	Rabat (Prince Moulay Abdellah)	26 Apr
49.91	Jason RICHARDSON (USA)	Sherbrooke	12 Jul 03	51.84	Dashinelle DYER (JAM)	Kingston (NS), JAM	4 Mar
49.95	Sergio HIERREZUELO (CUB)	zcz (Zdzislaw Krzyszkowiak)	18 Jul 99	51.85	Halomoan Edwin BINSAR (INA)	Jakarta	23 Apr
50.14	Norge SOTOMAYOR (CUB)	Habana (Estadio Panamericano)	23 Jun 10	51.94	Rovane WILLIAMS (JAM)	Nairobi	13 Jul
50.25	Minás ALOZÍDIS (SYR)	Debrecen	14 Jul 01	52.02	Lindokuhle GORA (RSA)	Pretoria (Tuks)	17 Mar
50.30	L.J. VAN ZYL (RSA)	Pretoria	13 Apr 02	52.06	Marcos A. MARTÍNEZ (CUB)	La Habana (Estadio Panamericano)	25 Feb
50.33	Reginald WYATT (USA)	Ostrava	15 Jul 07	52.17	Adam MAYO (RSA)	Durban (Kings Park)	1 Apr
50.33	Ryusei FUJII (JPN)	Calí (Pascual Guerrero)	18 Jul 15				

# RESULTS



## 400m hurdles (83.8cm) Boys - Round 1

First 2 in each heat (Q) and the next 2 fastest (q) advance to the Final

RECORDS	RESULT	NAME	COUNTRY	AGE	VENUE	DATE
World U18 Best	<b>WU18B</b>	<b>48.84</b>	Zazini SOKWAKHANA	RSA	17	Pretoria (Tuks) 17 Mar 2017
Championship Record	<b>CR</b>	<b>49.01</b>	William WYNNE	USA	17	Ostrava 15 Jul 2007
World U18 Leading	<b>WU18L</b>	<b>48.84</b>	Zazini SOKWAKHANA	RSA	17	Pretoria (Tuks) 17 Mar 2017

### Heat 1

3

13 July 2017 16:40 START TIME

24° C TEMPERATURE 57% HUMIDITY

PLACE	BIB	NAME	COUNTRY	DATE of BIRTH	LANE	RESULT	REACTION	Fn
1	320	Rovane WILLIAMS	JAM	18 May 00	6	<b>51.94</b>	Q <b>PB</b> 0.304	
2	337	Moitalel Mpoke NAADOKILA	KEN	8 Feb 01	2	<b>52.40</b>	Q <b>PB</b> 0.303	
3	176	Daojun WANG	CHN	2 Jun 00	8	<b>53.21</b>	q 0.245	
4	528	Baptiste CHRISTOPHE	FRA	17 Feb 00	3	<b>53.24</b>	q 0.190	
5	455	Tihomir DJORDJEVIC	SRB	25 Apr 00	4	<b>54.30</b>		
6	108	Ayoub MAHROU	ALG	21 Jan 00	1	<b>54.83</b>	0.175	
7	131	Matthew THOMPSON	BAH	21 Dec 00	7	<b>57.78</b>	0.201	
8	283	Halomoan Edwin BINSAR	INA	20 Dec 00	5	<b>1:08.62</b>	0.184	

### Heat 2

3

13 July 2017 16:47 START TIME

24° C TEMPERATURE 57% HUMIDITY

PLACE	BIB	NAME	COUNTRY	DATE of BIRTH	LANE	RESULT	REACTION	Fn
1	437	Zazini SOKWAKHANA	RSA	23 Sep 00	4	<b>49.63</b>	Q 0.199	
2	401	Luis ELESURU	PER	17 Jan 01	3	<b>53.57</b>	Q 0.168	
3	469	Ting Hsuan HUANG	TPE	22 Apr 00	7	<b>53.74</b>	0.208	
4	445	Jahnaza FRANCIS	SKN	21 Dec 00	5	<b>54.67</b>	0.201	
5	373	Ruslem Zikry Putra ROSELI	MAS	13 Mar 00	8	<b>55.46</b>	0.236	
6	364	Oussama HAMMI	MAR	10 Feb 00	2	<b>55.80</b>	0.258	
7	352	Aleksandrs KUCS	LAT	20 Sep 00	6	<b>56.22</b>	0.218	

### Heat 3

3

13 July 2017 16:54 START TIME

25° C TEMPERATURE 51% HUMIDITY

PLACE	BIB	NAME	COUNTRY	DATE of BIRTH	LANE	RESULT	REACTION	Fn
1	150	Alison Brendom DOS SANTOS	BRA	3 Jun 00	2	<b>52.95</b>	Q 0.193	
2	247	Fabien LAROPPE	FRA	12 Aug 00	3	<b>53.06</b>	Q <b>PB</b> 0.176	
3	162	Chenggui DING	CHN	4 May 00	5	<b>54.02</b>	0.223	
4	107	Yacine KHEDIM	ALG	12 Nov 00	6	<b>54.87</b>	0.209	
5	511	Andriy VASYLEVSKYY	UKR	30 Sep 00	8	<b>55.10</b>	0.198	
6	365	Ismail MANYANI	MAR	28 May 00	1	<b>55.62</b>	0.168	
	341	David SARUNI	KEN	1 Jul 00	4	<b>DQ</b> 163.3[a]	0.200	
	206	Filip LICMAN	CZE	19 Jan 00	7	<b>DNS</b>		

**NOTE** IAAF Rule 163.3[a] - Lane infringement

#### ALL-TIME OUTDOOR TOP LIST

RESULT	NAME	COUNTRY	VENUE	DATE
48.84	Zazini SOKWAKHANA	(RSA)	Pretoria (Tuks)	17 Mar 17
49.01	William WYNNE	(USA)	Ostrava	15 Jul 07
49.11	Norman GRIMES	(USA)	Calí (Pascual Guerrero)	18 Jul 15
49.86	Marnus KRITZINGER	(RSA)	szcz (Zdzisław Krzyszkowiak)	18 Jul 99
49.91	Jason RICHARDSON	(USA)	Sherbrooke	12 Jul 03
49.95	Sergio HIERREZUELO	(CUB)	zcz (Zdzisław Krzyszkowiak)	18 Jul 99
50.14	Norqe SOTOMAYOR	(CUB)	sbana (Estadio Panamericano)	23 Jun 10
50.25	Minás ALOZÍDIS	(SYR)	Debrecen	14 Jul 01
50.30	L.J. VAN ZYL	(RSA)	Pretoria	13 Apr 02
50.33	Requinald WYATT	(USA)	Ostrava	15 Jul 07
50.33	Ryusei FUJII	(JPN)	Calí (Pascual Guerrero)	18 Jul 15

#### SEASON OUTDOOR TOP LIST

RESULT	NAME	COUNTRY	VENUE	2017
48.84	Zazini SOKWAKHANA	(RSA)	Pretoria (Tuks)	17 Mar
51.44	Jeremy FARR	(JAM)	Kingston (NS), JAM	31 Mar
51.64	Rasheeme GRIFFITH	(BAR)	Willemstad (Hato Stadium)	16 Apr
51.83	Ismail MANYANI	(MAR)	Rabat (Prince Moulay Abdellah)	26 Apr
51.84	Dashinelle DYER	(JAM)	Kingston (NS), JAM	4 Mar
51.85	Halomoan Edwin BINSAR	(INA)	Jakarta	23 Apr
51.94	Rovane WILLIAMS	(JAM)	Nairobi	13 Jul
52.02	Lindokuhle GORA	(RSA)	Pretoria (Tuks)	17 Mar
52.06	Marcos A. MARTÍNEZ	(CUB)	La Habana (Estadio Panamericano)	25 Feb
52.17	Adam MAYO	(RSA)	Durban (Kings Park)	1 Apr

# RESULTS

## Long Jump Boys - Final



RECORDS	RESULT	NAME	COUNTRY	AGE	VENUE	DATE	
World U18 Best	<b>WU18B</b>	<b>8.28</b>	Maykel MASSÓ	CUB	17	La Habana (Estadio Panamericano)	28 May 2016
Championship Record	<b>CR</b>	<b>8.05</b>	Maykel MASSÓ	CUB	16	Cali (Pascual Guerrero)	16 Jul 2015
World U18 Leading	<b>WU18L</b>	<b>7.88</b>	Maikel Y. VIDAL	CUB	17	Nairobi	13 Jul 2017

**13 July 2017** 16:39 START TIME 24° C 57 %  
 18:10 END TIME 25° C 51 %

PLACE	BIB	NAME	COUNTRY	DATE of BIRTH	ORDER	RESULT	1	2	3	ORDER	4	5	6
1	198	Maikel Y. VIDAL	CUB	6 Jan 00	2	<b>7.88</b> -0.5	7.34 +1.5	X 0.0	7.88 -0.5	8	X 0.0	X 0.0	X 0.0
2	197	Lester A. LESCAY	CUB	15 Oct 01	7	<b>7.79</b> +1.3	7.49 -0.7	7.28 +0.1	X 0.0	7	7.54 +0.6	X 0.0	7.79 +1.3
3	418	Andreas Samuel BUCSA	ROU	4 May 00	12	<b>7.47</b> +2.8	7.38 -1.1	X 0.0	7.26 -0.8	5	7.38 -1.4	X 0.0	7.47 w +2.8
4	427	Julian BOGNER	RSA	25 Feb 00	13	<b>7.40</b> +1.4	X 0.0	X 0.0	7.40 +1.4	6	X 0.0	7.15 +0.6	X 0.0
5	164	Xilong HE	CHN	24 Feb 00	3	<b>7.38</b> +0.2	X +1.7	7.38 +0.2	X 0.0	4	7.14 -2.5	X 0.0	7.18 +0.6
6	315	Wayne PINNOCK	JAM	24 Oct 00	8	<b>7.27</b> +0.9	7.27 +0.9	6.92 -1.4	6.99 +0.5	3	7.11 +0.5	X 0.0	X 0.0
7	193	Marko CEKO	CRO	3 Aug 00	14	<b>7.24</b> -1.2	7.24 -1.2	7.00 0.0	X 0.0	2	7.06 -0.7	X 0.0	6.20 0.0
8	132	Denvaughn WHYMNS	BAH	9 Dec 00	4	<b>7.20</b> +0.1	7.05 +1.9	7.20 +0.1	7.06 +0.5	1	7.00 -0.4	7.04 -0.3	7.15 +0.5
9	258	Ole GRAMMANN	GER	5 Sep 00	11	<b>7.12</b> +0.8	6.97 +0.2	7.12 +0.8	6.91 -0.4				
10	190	Juan David MORENO	COL	13 Apr 00	10	<b>7.10</b> +0.3	7.09 +0.4	7.10 +0.3	6.83 +0.5				
11	372	Muhammad Nazri MUSTAFA	MAS	10 Jun 00	9	<b>7.08</b> +3.4	6.71 +1.0	6.61 +1.2	7.08 w +3.4				
12	121	Matías PELLEGRINO	ARG	14 Apr 00	1	<b>7.04</b> -1.7	7.04 -1.7	6.96 -2.1	5.22 -0.1				
13	336	Musyoka MWEMA	KEN	28 Feb 00	5	<b>6.95</b> +2.4	6.95 w +2.4	6.70 -1.7	X 0.0				
14	259	Luka HERDEN	GER	9 Feb 00	6	<b>6.75</b> +0.3	X +1.7	X 0.0	6.75 +0.3				

ALL-TIME OUTDOOR TOP LIST				SEASON OUTDOOR TOP LIST			
RESULT	NAME	VENUE	DATE	RESULT	NAME	VENUE	2017
8.28	Maykel MASSÓ (CUB)	La Habana (Estadio Panamericano)	28 May 16	7.88	Maikel Y. VIDAL (CUB)	Nairobi	13 Jul
8.25	Luis Alberto BUENO (CUB)	La Habana	28 Sep 86	7.79	Lester A. LESCAY (CUB)	Nairobi	13 Jul
8.17	Xiaoyi ZHANG (CHN)	Chongqing	23 Apr 06	7.77	Jarod BIYA (SUI)	Geneve (Bout-du-Monde)	10 Jun
8.12	Ahmed Fayez AL-DOSARI (KSA)	Al-Qatif	27 Mar 02	7.63	Andreas Samuel BUCSA (ROU)	Pitesti (Dobrin Stadium)	25 Jun
8.05	Kareem STREETE-THOMPSON (CAY)	Orlando, FL	20 Jul 90	7.53	Hua Yu WEN (TPE)	Bangkok	12 Jun
8.05	Juan Miquel ECHEVARRÍA (CUB)	Estadio Panamericano	15 May 15	7.50	Julian BOGNER (RSA)	Cape Town (Green Point)	8 Apr
8.04	Jianan WANG (CHN)	Kunshan	22 Sep 12	7.50	Luka HERDEN (GER)	Regensburg	11 Jun
8.03	Chenq WANG (CHN)	Shanghai	22 Oct 97	7.49	Seunqjun LEE (KOR)	Bangkok (National Stadium)	21 May
8.02	Penq CAI (CHN)	Xinxiang	24 May 99	7.45	Xilong HE (CHN)	Nanchang	19 Apr
8.01	Darcy ROPER (AUS)	Cali (Pascual Guerrero)	16 Jul 15	7.43	Davide ROSSI (ITA)	Rieti (Guidobaldi)	17 Jun

# RESULTS



## Shot Put (5kg) Boys - Final

RECORDS	RESULT	NAME	COUNTRY	AGE	VENUE	DATE
World U18 Best	<b>WU18B</b>	24.45 Jacko GILL	NZL	17	Auckland (North Shore)	19 Dec 2011
Championship Record	<b>CR</b>	24.35 Jacko GILL	NZL	17	Lille	7 Jul 2011
World U18 Leading	<b>WU18L</b>	20.72 Timo NORTHOFF	GER	17	Nairobi	13 Jul 2017

13 July 2017 17:34 START TIME 25° C 51 %  
TEMPERATURE HUMIDITY  
18:44 END TIME 22° C 65 %

PLACE	BIB	NAME	COUNTRY	DATE of BIRTH	ORDER	RESULT	1	2	3	ORDER	4	5	6
1	266	Timo NORTHOFF	GER	18 Jan 00	3	<b>20.72</b> <b>WU18L</b>	20.12	20.50	X	8	X	X	20.72
2	139	Mikhail SAMUSEU	BLR	25 Apr 00	12	<b>19.99</b>	19.44	19.20	X	6	19.88	19.99	19.23
3	429	Jonathan DE LACEY LACEY	RSA	5 Jan 00	10	<b>19.93</b> <b>PB</b>	18.87	19.93	X	7	18.79	X	19.87
4	160	Claudio ROMERO	CHI	10 Jul 00	11	<b>19.22</b> <b>PB</b>	17.84	X	18.97	4	X	18.95	19.22
5	135	Nermin ŠTITKOVAC	BIH	14 Sep 00	4	<b>19.06</b>	18.36	18.87	19.06	5	18.28	18.84	X
6	483	Alperen KARAHAN	TUR	27 Oct 00	2	<b>18.57</b>	17.74	18.26	18.57	3	17.48	18.49	18.39
7	185	Yingxu ZHU	CHN	20 Oct 00	7	<b>18.53</b>	18.20	18.20	18.47	1	18.53	X	X
8	163	Jian GAO	CHN	6 Jan 00	9	<b>18.51</b>	18.51	X	17.86	2	17.91	17.88	X
9	289	Mohit MOHIT	IND	28 Dec 00	6	<b>18.41</b>	17.47	16.79	18.41				
10	205	Jakub HÉŽA	CZE	23 May 00	8	<b>18.40</b>	18.40	X	X				
11	285	Kartikay KARTIKAY	IND	18 Jan 01	1	<b>16.95</b>	X	16.95	X				
12	406	Michal SKOPINSKI	POL	5 Sep 00	5	<b>16.80</b>	X	X	16.80				

ALL-TIME OUTDOOR TOP LIST				SEASON OUTDOOR TOP LIST			
RESULT	NAME	VENUE	DATE	RESULT	NAME	VENUE	2017
24.45	Jacko GILL (NZL)	Auckland (North Shore)	19 Dec 11	20.72	Timo NORTHOFF (GER)	Nairobi	13 Jul
23.23	Krzysztof BRZOZOWSKI (POL)	Singapore	23 Aug 10	20.62	Nermin ŠTITKOVAC (BIH)	Split	25 Jun
23.17	Konrad BUKOWIECKI (POL)	Nanjing (Olympic Stadium)	24 Aug 14	20.52	Arttu KORKEASALO (FIN)	Hämeenkyrö	28 May
22.79	Marin PREMERU (CRO)	Varaždin	13 Oct 07	20.51	Jonas TESCH (GER)	Schweinfurt	24 Jun
22.44	Mykyta NESTERENKO (UKR)	Kyiv (Koncha Zaspal)	20 May 08	20.37	Mikhail SAMUSEU (BLR)	Grodno	16 Jun
22.10	Like WANG (CHN)	Huizhou	22 Jul 06	20.01	Alexander KOLESNIKOFF (AUS)	Sydney (SOPAC)	11 Mar
22.05	Rosen KARAMFILOV (BUL)	Halle	21 May 06	19.97	Nick PALMER (NZL)	Sydney (SOPAC)	28 Mar
22.02	Patrick MÜLLER (GER)	Donetsk	10 Jul 13	19.93	Jonathan DE LACEY LACEY (RSA)	Nairobi	13 Jul
22.00	Adrian PIPERI III (USA)	Cali (Pascual Guerrero)	15 Jul 15	19.85	Bryan F. PÉREZ (CUB)	La Habana (Estadio Panamericano)	15 Jun
21.94	Henning PRÜFER (GER)	Donetsk	10 Jul 13	19.61	Nico MAIER (GER)	Schweinfurt	24 Jun

## SUMMARY



### Shot Put (5kg) Boys - Qualification

With qualifying standard of 19.25 (Q) or at least the 12 best performers (q) advance to the Final

RECORDS	RESULT	NAME	COUNTRY	AGE	VENUE	DATE
World U18 Best	<b>WU18B</b>	24.45 Jacko GILL	NZL	17	Auckland (North Shore)	19 Dec 2011
Championship Record	<b>CR</b>	24.35 Jacko GILL	NZL	17	Lille	7 Jul 2011
World U18 Leading	<b>WU18L</b>	20.62 Nermin ŠTITKOVAC	BIH	17	Split	25 Jun 2017

13 July 2017

RANK	PLACE	GROUP	BIB	NAME	COUNTRY	DATE of BIRTH	RESULT	
1	1	A	135	Nermin ŠTITKOVAC	BIH	14 Sep 00	<b>19.60</b>	<b>Q</b>
2	2	A	266	Timo NORTHOFF	GER	18 Jan 00	<b>19.37</b>	<b>Q</b>
3	1	B	483	Alperen KARAHAN	TUR	27 Oct 00	<b>19.00</b>	<b>q</b>
4	2	B	185	Yingxu ZHU	CHN	20 Oct 00	<b>18.87</b>	<b>q</b> <b>SB</b>
5	3	B	139	Mikhail SAMUSEU	BLR	25 Apr 00	<b>18.79</b>	<b>q</b>
6	3	A	205	Jakub HÉŽA	CZE	23 May 00	<b>18.41</b>	<b>q</b>
7	4	A	429	Jonathan DE LACEY LACEY	RSA	5 Jan 00	<b>18.29</b>	<b>q</b>
8	4	B	160	Claudio ROMERO	CHI	10 Jul 00	<b>18.02</b>	<b>q</b> <b>SB</b>
9	5	A	285	Kartikay KARTIKAY	IND	18 Jan 01	<b>17.87</b>	<b>q</b>
10	6	A	406	Michal SKOPINSKI	POL	5 Sep 00	<b>17.86</b>	<b>q</b>
11	7	A	163	Jian GAO	CHN	6 Jan 00	<b>17.76</b>	<b>q</b>
12	5	B	289	Mohit MOHIT	IND	28 Dec 00	<b>17.55</b>	<b>q</b>
13	6	B	298	AmirHossein DARVISHI	IRI	12 Sep 00	<b>17.33</b>	
14	7	B	386	Risto DROBNJAK	MNE	16 Feb 00	<b>17.13</b>	
15	8	B	409	Kornel WARSZAWSKI	POL	11 Jan 00	<b>16.81</b>	
16	8	A	302	Mohammadtaghi MEHRALI	IRI	5 Dec 00	<b>16.31</b>	
17	9	A	371	Samuel Ling JENG YI	MAS	28 Jan 00	<b>15.89</b>	
18	9	B	339	Joseph Nyakundi NYAANGA	KEN	10 Mar 00	<b>13.02</b>	<b>PB</b>
		B	270	Jonas TESCH	GER	29 Oct 00	<b>DNS</b>	

#### ALL-TIME OUTDOOR TOP LIST

RESULT	NAME	VENUE	DATE
24.45	Jacko GILL (NZL)	Auckland (North Shore)	19 Dec 11
23.23	Krzysztof BRZOZOWSKI (POL)	Singapore	23 Aug 10
23.17	Konrad BUKOWIECKI (POL)	Nanjing (Olympic Stadium)	24 Aug 14
22.79	Marin PREMERU (CRO)	Varaždin	13 Oct 07
22.44	Mykyta NESTERENKO (UKR)	Kyiv (Koncha Zaspal)	20 May 08
22.10	Like WANG (CHN)	Huizhou	22 Jul 06
22.05	Rosen KARAMFILOV (BUL)	Halle	21 May 06
22.02	Patrick MÜLLER (GER)	Donetsk	10 Jul 13
22.00	Adrian PIPERI III (USA)	Cali (Pascual Guerrero)	15 Jul 15
21.94	Henning PRÜFER (GER)	Donetsk	10 Jul 13

#### SEASON OUTDOOR TOP LIST

RESULT	NAME	VENUE	2017
20.62	Nermin ŠTITKOVAC (BIH)	Split	25 Jun
20.52	Arttu KORKEASALO (FIN)	Hämeenkyrö	28 May
20.51	Jonas TESCH (GER)	Schweinfurt	24 Jun
20.47	Timo NORTHOFF (GER)	Hagen	17 Jun
20.37	Mikhail SAMUSEU (BLR)	Grodno	16 Jun
20.01	Alexander KOLESNIKOFF (AUS)	Sydney (SOPAC)	11 Mar
19.97	Nick PALMER (NZL)	Sydney (SOPAC)	28 Mar
19.85	Bryan F. PÉREZ (CUB)	La Habana (Estadio Panamericano)	15 Jun
19.70	Jonathan DE LACEY LACEY (RSA)	Germiston	4 Mar
19.61	Nico MAIER (GER)	Schweinfurt	24 Jun

# RESULTS



## Shot Put (5kg) Boys - Qualification

With qualifying standard of 19.25 (Q) or at least the 12 best performers (q) advance to the Final

RECORDS	RESULT	NAME	COUNTRY	AGE	VENUE	DATE
World U18 Best	<b>WU18B</b>	24.45	Jacko GILL	NZL	17	Auckland (North Shore) 19 Dec 2011
Championship Record	<b>CR</b>	24.35	Jacko GILL	NZL	17	Lille 7 Jul 2011
World U18 Leading	<b>WU18L</b>	20.62	Nermin ŠTITKOVAC	BIH	17	Split 25 Jun 2017

### Group A

13 July 2017 09:46 START TIME 15° C 94 %  
TEMPERATURE HUMIDITY  
10:24 END TIME 16° C 88 %

PLACE	BIB	NAME	COUNTRY	DATE OF BIRTH	ORDER	RESULT	1	2	3
1	135	Nermin ŠTITKOVAC	BIH	14 Sep 00	2	<b>19.60</b> Q	19.60		
2	266	Timo NORTHOFF	GER	18 Jan 00	9	<b>19.37</b> Q	17.08	17.53	19.37
3	205	Jakub HÉŽA	CZE	23 May 00	6	<b>18.41</b> q	17.74	17.41	18.41
4	429	Jonathan DE LACEY LACEY	RSA	5 Jan 00	7	<b>18.29</b> q	17.87	17.80	18.29
5	285	Kartikay KARTIKAY	IND	18 Jan 01	4	<b>17.87</b> q	17.67	17.87	X
6	406	Michał SKOPINSKI	POL	5 Sep 00	8	<b>17.86</b> q	17.24	17.86	X
7	163	Jian GAO	CHN	6 Jan 00	1	<b>17.76</b> q	17.11	17.37	17.76
8	302	Mohammadtaghi MEHRALI	IRI	5 Dec 00	3	<b>16.31</b>	15.69	X	16.31
9	371	Samuel Ling JENG YI	MAS	28 Jan 00	5	<b>15.89</b>	15.89	X	X

### Group B

13 July 2017 09:45 START TIME 15° C 94 %  
TEMPERATURE HUMIDITY  
10:23 END TIME 16° C 88 %

PLACE	BIB	NAME	COUNTRY	DATE OF BIRTH	ORDER	RESULT	1	2	3
1	483	Alperen KARAHAN	TUR	27 Oct 00	9	<b>19.00</b> q	17.82	19.00	18.54
2	185	Yingxu ZHU	CHN	20 Oct 00	2	<b>18.87</b> q <b>SB</b>	18.83	18.68	18.87
3	139	Mikhail SAMUSEU	BLR	25 Apr 00	6	<b>18.79</b> q	17.38	X	18.79
4	160	Claudio ROMERO	CHI	10 Jul 00	7	<b>18.02</b> q <b>SB</b>	17.49	18.02	X
5	289	Mohit MOHIT	IND	28 Dec 00	1	<b>17.55</b> q	X	17.47	17.55
6	298	AmirHossein DARVISHI	IRI	12 Sep 00	10	<b>17.33</b>	16.19	17.33	17.25
7	386	Risto DROBNJAK	MNE	16 Feb 00	3	<b>17.13</b>	17.13	X	16.33
8	409	Kornel WARSZAWSKI	POL	11 Jan 00	8	<b>16.81</b>	X	X	16.81
9	339	Joseph Nyakundi NYAANGA	KEN	10 Mar 00	4	<b>13.02</b> <b>PB</b>	12.97	13.02	12.50
	270	Jonas TESCH	GER	29 Oct 00	5	<b>DNS</b>			

#### ALL-TIME OUTDOOR TOP LIST

RESULT	NAME	VENUE	DATE
24.45	Jacko GILL (NZL)	Auckland (North Shore)	19 Dec 11
23.23	Krzysztof BRZOZOWSKI (POL)	Singapore	23 Aug 10
23.17	Konrad BUKOWIECKI (POL)	Nanjing (Olympic Stadium)	24 Aug 14
22.79	Marin PREMERU (CRO)	Varaždin	13 Oct 07
22.44	Mykyta NESTERENKO (UKR)	Kyiv (Koncha Zaspas)	20 May 08
22.10	Like WANG (CHN)	Huizhou	22 Jul 06
22.05	Rosen KARAMFILOV (BUL)	Halle	21 May 06
22.02	Patrick MÜLLER (GER)	Donetsk	10 Jul 13
22.00	Adrian PIPERI III (USA)	Calí (Pascual Guerrero)	15 Jul 15
21.94	Henning PRÜFER (GER)	Donetsk	10 Jul 13

#### SEASON OUTDOOR TOP LIST

RESULT	NAME	VENUE	2017
20.62	Nermin ŠTITKOVAC (BIH)	Split	25 Jun
20.52	Arttu KORKEASALO (FIN)	Hämeenkyrö	28 May
20.51	Jonas TESCH (GER)	Schweinfurt	24 Jun
20.47	Timo NORTHOFF (GER)	Hagen	17 Jun
20.37	Mikhail SAMUSEU (BLR)	Grodno	16 Jun
20.01	Alexander KOLESNIKOFF (AUS)	Sydney (SOPAC)	11 Mar
19.97	Nick PALMER (NZL)	Sydney (SOPAC)	28 Mar
19.85	Bryan F. PÉREZ (CUB)	La Habana (Estadio Panamericano)	15 Jun
19.70	Jonathan DE LACEY LACEY (RSA)	Germiston	4 Mar
19.61	Nico MAIER (GER)	Schweinfurt	24 Jun



# RESULTS



## Javelin Throw (700g) Boys - Final

RECORDS	RESULT	NAME	COUNTRY	AGE	VENUE	DATE
World U18 Best	<b>WU18B</b>	89.34 Braian TOLEDO	ARG	17	Mar del Plata	6 Mar 2010
Championship Record	<b>CR</b>	83.16 Morné MOOLMAN	RSA	17	Lille	9 Jul 2011
World U18 Leading	<b>WU18L</b>	81.48 Dawid WEGNER	POL	17	Gdansk	20 May 2017

13 July 2017 18:01 START TIME 25° C 51 %  
 TEMPERATURE HUMIDITY  
 19:45 END TIME 21° C 69 %

PLACE	BIB	NAME	COUNTRY	DATE of BIRTH	ORDER	RESULT	1	2	3	ORDER	4	5	6
1	168	Zhekai LIU	CHN	18 Aug 00	9	<b>77.54</b> PB	73.32	77.54	X	8	75.23	76.96	X
2	436	Johannes SCHLEBUSCH	RSA	26 Aug 00	2	<b>75.68</b> PB	72.31	70.83	72.61	7	70.34	74.00	75.68
3	171	Qingshu SONG	CHN	23 Dec 00	5	<b>73.64</b>	69.78	X	66.97	5	62.84	70.64	73.64
4	410	Dawid WEGNER	POL	23 Apr 00	12	<b>70.56</b>	70.56	X	61.85	6	66.81	70.34	59.28
5	377	Jaime Ulises ARROYO	MEX	4 Dec 00	7	<b>69.81</b>	X	68.50	61.04	4	68.50	69.81	63.78
6	120	Gustavo Agustín OSORIO	ARG	2 Feb 01	16	<b>69.01</b>	67.54	65.37	67.14	2	69.01	67.52	X
7	251	Teura'itera'i TUPAIA	FRA	6 Feb 00	4	<b>68.54</b>	68.16	66.73	57.78	3	63.64	X	68.54
8	353	Krišjanis SUNTAŽS	LAT	19 Dec 00	6	<b>66.90</b>	54.60	57.95	66.90	1	62.00	63.98	X
9	331	Ita Nao LESHAN	KEN	20 Jun 01	11	<b>64.66</b> PB	46.78	64.66	61.24				
10	422	Denis Cristian TICLE	ROU	14 Jun 00	13	<b>64.06</b>	56.43	63.59	64.06				
11	475	Ömer Faruk AVAN	TUR	15 May 00	8	<b>63.38</b>	63.38	62.23	X				
12	297	Avinash YADAV	IND	24 Dec 00	15	<b>61.62</b>	61.62	61.50	60.61				
13	484	Abdullah KARATAS	TUR	16 Jan 00	1	<b>60.77</b>	60.77	60.60	54.02				
14	432	Joshua MAAS	RSA	28 Aug 00	14	<b>59.55</b>	59.55	X	57.98				
15	408	Oskar TREJGO	POL	2 May 00	10	<b>57.84</b>	X	57.84	46.53				
16	122	Edgar Fernando URQUIZA	ARG	4 Sep 00	3	<b>55.86</b>	49.71	55.86	X				

ALL-TIME OUTDOOR TOP LIST				SEASON OUTDOOR TOP LIST			
RESULT	NAME	VENUE	DATE	RESULT	NAME	VENUE	2017
89.34	Braian TOLEDO (ARG)	Mar del Plata	6 Mar 10	81.48	Dawid WEGNER (POL)	Gdansk	20 May
83.94	Niklas KAUL (GER)	Halle	17 May 15	81.14	Atte SAILOLA (FIN)	Pihtipudas	29 Jun
83.86	Brendon SKINNER (RSA)	Mookgophong	14 Oct 16	77.57	Neil JANSE (AUS)	Sydney (SOPAC)	28 Mar
83.42	Yuriy KUSHNIRUK (UKR)	Trabzon	29 Jul 11	77.54	Zhekai LIU (CHN)	Nairobi	13 Jul
83.29	Toni KERÄNEN (FIN)	Liminka	19 Aug 15	76.50	Tyriq HORSFORD (TTO)	Willemstad (Hato Stadium)	16 Apr
83.16	Morné MOOLMAN (RSA)	Lille	9 Jul 11	76.36	Qinqshu SONG (CHN)	Nanchang	19 Apr
83.02	Valeriy IORDAN (RUS)	Vladimir	17 May 09	76.11	Rohit YADAV (IND)	Gachibowli (GMC Balayogi)	23 Apr
82.96	Reinhard VAN ZYL (RSA)	Lille	10 Jul 11	75.68	Johannes SCHLEBUSCH (RSA)	Nairobi	13 Jul
81.85	Teemu WIRKKALA (FIN)	Alavieska	27 Jul 01	75.45	Teura'itera'i TUPAIA (FRA)	Sydney (SOPAC)	28 Mar
81.50	Cyprian MRZYGLÓD (POL)	Stargard Szczecinski	3 Oct 15	75.06	Jaime Ulises ARROYO (MEX)	Monterrey (Chico Rivera)	18 Feb



# RACE ANALYSIS



## 1500 Metres Boys - Decathlon U18

13 July 2017 19:11 START TIME 21° C TEMPERATURE 69 % HUMIDITY

PLACE	BIB	NAME	COUNTRY	DATE of BIRTH	RESULT
		<b>400m</b>			
		<b>800m</b>			
		<b>1200m</b>			
1	243	Steven FAUVEL CLINCH	FRA	10 Apr 00	4:48.61
		3:57.55 (1)			
		51.06 (1)			
2	119	Damián MORETTA	ARG	22 May 00	4:48.63
3	244	Florian FOURRE	FRA	12 Mar 00	4:54.48
4	359	Lex DAMIT	LUX	22 Feb 00	4:55.29
		1:19.30 (1)			
		3:35.99 (1)			
5	265	Leo NEUGEBAUER	GER	19 Jun 00	4:59.67
		2:42.78 (1)			
		2:16.89 (1)			
6	223	Jorge DÁVILA	ESP	11 May 00	5:01.42
7	307	Hussein Ali MOHAMMEDAWI	IRQ	18 Oct 00	5:12.21 <b>PB</b>
8	300	Reza KEFAYATI	IRI	20 Apr 00	5:12.24 <b>PB</b>
9	351	Olegs KOZJAKOV	LAT	13 Jan 01	5:12.82
10	357	Tomas SABAŠINSKAS	LTU	15 Mar 00	5:29.47
11	172	Qihao SUN	CHN	18 Feb 00	5:32.63
	512	Roman VOYTESHUK	UKR	23 Oct 00	DQ 163.3(b)

**NOTE** IAAF Rule 163.3(b) - Infringement of the inside border

# RESULTS



## 1500 Metres Boys - Decathlon U18

13 July 2017 19:11 START TIME 21° C 69 %  
TEMPERATURE HUMIDITY

PLACE	BIB	NAME	COUNTRY	DATE of BIRTH	ORDER	RESULT	POINTS	TOTAL
1	243	Steven FAUVEL CLINCH	FRA	10 Apr 00	5	<b>4:48.61</b>	<b>627</b>	7559
2	119	Damián MORETTA	ARG	22 May 00	8	<b>4:48.63</b>	<b>627</b>	6755
3	244	Florian FOURRE	FRA	12 Mar 00	1	<b>4:54.48</b>	<b>592</b>	7099
4	359	Lex DAMIT	LUX	22 Feb 00	9	<b>4:55.29</b>	<b>587</b>	6805
5	265	Leo NEUGEBAUER	GER	19 Jun 00	2	<b>4:59.67</b>	<b>562</b>	7204
6	223	Jorge DÁVILA	ESP	11 May 00	4	<b>5:01.42</b>	<b>552</b>	6234
7	307	Hussein Ali MOHAMMEDAWI	IRQ	18 Oct 00	3	<b>5:12.21</b>	<b>491</b>	5320
8	300	Reza KEFAYATI	IRI	20 Apr 00	10	<b>5:12.24</b>	<b>491</b>	5381
9	351	Olegs KOZJAKOV	LAT	13 Jan 01	11	<b>5:12.82</b>	<b>488</b>	7377
10	357	Tomas SABAŠINSKAS	LTU	15 Mar 00	12	<b>5:29.47</b>	<b>402</b>	6757
11	172	Qihao SUN	CHN	18 Feb 00	7	<b>5:32.63</b>	<b>386</b>	6959
	512	Roman VOYTSESHUK	UKR	23 Oct 00	6	<b>DQ</b> 163.3(b)	<b>0</b>	5609

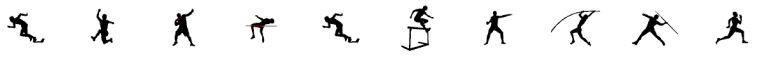
**NOTE** IAAF Rule 163.3(b) - Infringement of the inside border

INTERMEDIATE TIMES	400m	800m	1200m
	359 Lex DAMIT	265 Leo NEUGEBAUER	243 Steven FAUVEL CLINCH
	1:19.30	2:42.78	3:57.55

## DECATHLON U18 SUMMARY AFTER 10 EVENTS

RECORDS	RESULT	NAME	COUNTRY	AGE	VENUE	DATE
World U18 Best	<b>WU18B</b>	8104 Valter KÜLVET	URS	17	Viimsi	23 Aug 1981
Championship Record	<b>CR</b>	8002 Niklas KAUL	GER	17	Cali (Pascual Guerrero)	16 Jul 2015
World U18 Leading	<b>WU18L</b>	7559 Ashley MOLONEY	AUS	17	Sydney (SOPAC)	30 Mar 2017

12-13 July 2017



PLACE	BIB	NAME	COUNTRY	POINTS	POINTS BEHIND LEADER	100 Metres	Long Jump	Shot Put (5kg)	High Jump	400 Metres	110m Hurdles	Discus Throw	Pole Vault	Javelin Throw	1500 Metres
1	243	Steven FAUVEL CLINCH	FRA	<b>7559</b>		10.82 (+1.3) 901(1)	7.38 (+0.3) 905(1) <b>1806(1)</b>	14.09 734(7) <b>2540(1)</b>	1.87 687(6) <b>3227(2)</b>	49.09 857(1) <b>4084(1)</b>	13.94 (+0.1) 982(1) <b>5066(1)</b>	34.14 546(10) <b>5612(2)</b>	4.50 760(3) <b>6372(1)</b>	48.08 560(5) <b>6932(1)</b>	4:48.61 627(1) <b>7559(1)</b>
2	351	Olegs KOZJAKOV	LAT	<b>7377</b>	-182	11.56 (+0.7) 740(9)	6.89 (-0.5) 788(3) <b>1528(4)</b>	18.06 979(1) <b>2507(2)</b>	1.99 794(1) <b>3301(1)</b>	51.39 752(4) <b>4053(2)</b>	15.46 (+0.1) 795(8) <b>4848(2)</b>	48.17 832(2) <b>5680(1)</b>	3.70 535(7) <b>6215(2)</b>	55.76 674(2) <b>6889(2)</b>	5:12.82 488(9) <b>7377(2)</b>
3	265	Leo NEUGEBAUER	GER	<b>7204</b>	-355	11.46 (+1.3) 761(7)	7.25 (+0.2) 874(2) <b>1635(2)</b>	14.51 760(6) <b>2395(3)</b>	1.93 740(3) <b>3135(3)</b>	52.41 707(7) <b>3842(3)</b>	14.86 (+0.1) 867(4) <b>4709(3)</b>	45.02 767(3) <b>5476(3)</b>	4.20 673(5) <b>6149(3)</b>	43.47 493(9) <b>6642(3)</b>	4:59.67 562(5) <b>7204(3)</b>
4	244	Florian FOURRE	FRA	<b>7099</b>	-460	11.32 (+1.3) 791(3)	6.67 (-0.3) 736(7) <b>1527(5)</b>	12.94 664(9) <b>2191(8)</b>	1.78 610(11) <b>2801(8)</b>	51.72 737(5) <b>3538(7)</b>	14.98 (+0.1) 852(5) <b>4390(7)</b>	38.62 637(6) <b>5027(8)</b>	4.70 819(1) <b>5846(5)</b>	54.89 661(4) <b>6507(5)</b>	4:54.48 592(3) <b>7099(4)</b>
5	172	Qihao SUN	CHN	<b>6959</b>	-600	11.77 (+0.7) 697(12)	6.63 (+0.3) 727(8) <b>1424(9)</b>	15.26 806(4) <b>2230(7)</b>	1.96 767(2) <b>2997(5)</b>	53.61 656(9) <b>3653(5)</b>	15.51 (-0.2) 789(9) <b>4442(6)</b>	42.16 709(4) <b>5151(6)</b>	4.50 760(2) <b>5911(4)</b>	54.93 662(3) <b>6573(4)</b>	5:32.63 386(11) <b>6959(5)</b>
6	359	Lex DAMIT	LUX	<b>6805</b>	-754	11.35 (+0.7) 784(4)	6.69 (+0.4) 741(6) <b>1525(6)</b>	12.42 632(12) <b>2157(9)</b>	1.81 636(10) <b>2793(9)</b>	52.93 685(8) <b>3478(9)</b>	14.64 (+0.1) 894(3) <b>4372(8)</b>	39.21 649(5) <b>5021(9)</b>	4.20 673(4) <b>5694(6)</b>	45.62 524(6) <b>6218(7)</b>	4:55.29 587(4) <b>6805(6)</b>
7	357	Tomas SABAŠINSKAS	LTU	<b>6757</b>	-802	11.53 (+1.3) 746(8)	6.70 (+0.6) 743(5) <b>1489(7)</b>	15.86 843(3) <b>2332(5)</b>	1.84 661(8) <b>2993(6)</b>	55.04 597(12) <b>3590(6)</b>	16.08 (-0.2) 724(11) <b>4314(9)</b>	48.60 841(1) <b>5155(5)</b>	3.40 457(9) <b>5612(8)</b>	60.31 743(1) <b>6355(6)</b>	5:29.47 402(10) <b>6757(7)</b>
8	119	Damián MORETTA	ARG	<b>6755</b>	-804	11.19 (+1.3) 819(2)	6.25 (+0.4) 641(10) <b>1460(8)</b>	12.66 647(11) <b>2107(10)</b>	1.78 610(12) <b>2717(10)</b>	50.05 812(2) <b>3529(8)</b>	14.18 (+0.1) 951(2) <b>4480(5)</b>	37.71 618(7) <b>5098(7)</b>	3.80 562(6) <b>5660(7)</b>	41.81 468(10) <b>6128(8)</b>	4:48.63 627(2) <b>6755(8)</b>
9	223	Jorge DÁVILA	ESP	<b>6234</b>	-1325	11.43 (+1.3) 767(5)	6.88 (+0.7) 785(4) <b>1552(3)</b>	15.10 796(5) <b>2348(4)</b>	1.93 740(4) <b>3088(4)</b>	51.36 753(3) <b>3841(4)</b>	15.80 (-0.2) 755(10) <b>4596(4)</b>	35.89 582(9) <b>5178(4)</b>	NM 0 <b>5178(10)</b>	44.27 504(7) <b>5682(9)</b>	5:01.42 552(6) <b>6234(9)</b>
10	512	Roman VOYTSESHUK	UKR	<b>5609</b>	-1950	11.83 (+0.7) 685(13)	6.05 (+0.8) 597(12) <b>1282(12)</b>	13.87 720(8) <b>2002(11)</b>	1.90 714(5) <b>2716(11)</b>	53.79 648(10) <b>3364(10)</b>	15.39 (+0.1) 803(7) <b>4167(10)</b>	33.21 528(11) <b>4695(10)</b>	3.70 535(8) <b>5230(9)</b>	35.59 379(11) <b>5609(10)</b>	DQ 0 <b>5609(10)</b>
11	300	Reza KEFAYATI	IRI	<b>5381</b>	-2178	11.67 (+0.7) 717(11)	6.11 (-1.0) 610(11) <b>1327(11)</b>	12.83 657(10) <b>1984(12)</b>	1.81 636(9) <b>2620(12)</b>	51.93 728(6) <b>3348(11)</b>	16.77 (-0.2) 648(12) <b>3996(11)</b>	29.13 447(12) <b>4443(11)</b>	2.90 333(10) <b>4776(11)</b>	16.45 114(12) <b>4890(11)</b>	5:12.24 491(8) <b>5381(11)</b>
12	307	Hussein Ali MOHAMMEDAWI	IRQ	<b>5320</b>	-2239	11.99 (+0.7) 653(14)	5.51 (+0.4) 483(13) <b>1136(13)</b>	11.55 579(13) <b>1715(13)</b>	1.75 585(13) <b>2300(13)</b>	54.91 602(11) <b>2902(13)</b>	15.25 (-0.2) 820(6) <b>3722(12)</b>	37.08 605(8) <b>4327(12)</b>	NM 0 <b>4327(12)</b>	44.08 502(8) <b>4829(12)</b>	5:12.21 491(7) <b>5320(12)</b>
	199	Georgios KANARIS	CYP	<b>DNF</b>		11.58 (+0.7) 736(10)	6.36 (+0.5) 666(9) <b>1402(10)</b>	16.21 864(2) <b>2266(6)</b>	1.87 687(7) <b>2953(7)</b>	DQ 0 <b>2953(12)</b>	DNS				
	261	Maximilian KLUTH	GER	<b>DNF</b>		11.44 (+1.3) 765(6)	DNS								

## SUMMARY



### 110m Hurdles (91.4cm) Boys - Decathlon U18

13 July 2017

RANK	PLACE	HEAT	LANE	BIB	NAME	COUNTRY	DATE of BIRTH	RESULT		WIND	
1	1	2	7	243	Steven FAUVEL CLINCH	FRA	10 Apr 00	<b>13.94</b>		+0.1	<b>982</b>
2	2	2	5	119	Damián MORETTA	ARG	22 May 00	<b>14.18</b>	PB	+0.1	<b>951</b>
3	3	2	2	359	Lex DAMIT	LUX	22 Feb 00	<b>14.64</b>	PB	+0.1	<b>894</b>
4	4	2	6	265	Leo NEUGEBAUER	GER	19 Jun 00	<b>14.86</b>	PB	+0.1	<b>867</b>
5	5	2	4	244	Florian FOURRE	FRA	12 Mar 00	<b>14.98</b>	PB	+0.1	<b>852</b>
6	1	1	7	307	Hussein Ali MOHAMMEDAWI	IRQ	18 Oct 00	<b>15.25</b>	PB	-0.2	<b>820</b>
7	6	2	3	512	Roman VOYTSESHUK	UKR	23 Oct 00	<b>15.39</b>		+0.1	<b>803</b>
8	7	2	8	351	Olegs KOZJAKOV	LAT	13 Jan 01	<b>15.46</b>		+0.1	<b>795</b>
9	2	1	3	172	Qihao SUN	CHN	18 Feb 00	<b>15.51</b>		-0.2	<b>789</b>
10	3	1	6	223	Jorge DÁVILA	ESP	11 May 00	<b>15.80</b>	PB	-0.2	<b>755</b>
11	4	1	5	357	Tomas SABAŠINSKAS	LTU	15 Mar 00	<b>16.08</b>	PB	-0.2	<b>724</b>
12	5	1	4	300	Reza KEFAYATI	IRI	20 Apr 00	<b>16.77</b>	PB	-0.2	<b>648</b>
		1	2	199	Georgios KANARIS	CYP	4 Oct 00	<b>DNS</b>		-0.2	



# RESULTS



## 110m Hurdles (91.4cm) Boys - Decathlon U18

**Heat 1**

2

13 July 2017 09:31 START TIME

15° C TEMPERATURE 94 % HUMIDITY

-0.2m/s WIND

PLACE	BIB	NAME	COUNTRY	DATE of BIRTH	LANE	RESULT	REACTION	F <sub>n</sub>	POINTS	TOTAL
1	307	Hussein Ali MOHAMMEDAWI	IRQ	18 Oct 00	7	<b>15.25</b>	PB	0.160	<b>820</b>	3722
2	172	Qihao SUN	CHN	18 Feb 00	3	<b>15.51</b>		0.185	<b>789</b>	4442
3	223	Jorge DÁVILA	ESP	11 May 00	6	<b>15.80</b>	PB	0.197	<b>755</b>	4596
4	357	Tomas SABAŠINSKAS	LTU	15 Mar 00	5	<b>16.08</b>	PB	0.200	<b>724</b>	4314
5	300	Reza KEFAYATI	IRI	20 Apr 00	4	<b>16.77</b>	PB	0.187	<b>648</b>	3996
	199	Georgios KANARIS	CYP	4 Oct 00	2	<b>DNS</b>				0

**Heat 2**

2

13 July 2017 09:39 START TIME

15° C TEMPERATURE 94 % HUMIDITY


+0.1m/s WIND

PLACE	BIB	NAME	COUNTRY	DATE of BIRTH	LANE	RESULT	REACTION	F <sub>n</sub>	POINTS	TOTAL
1	243	Steven FAUVEL CLINCH	FRA	10 Apr 00	7	<b>13.94</b>		0.165	<b>982</b>	5066
2	119	Damián MORETTA	ARG	22 May 00	5	<b>14.18</b>	PB	0.186	<b>951</b>	4480
3	359	Lex DAMIT	LUX	22 Feb 00	2	<b>14.64</b>	PB	0.201	<b>894</b>	4372
4	265	Leo NEUGEBAUER	GER	19 Jun 00	6	<b>14.86</b>	PB	0.250	<b>867</b>	4709
5	244	Florian FOURRE	FRA	12 Mar 00	4	<b>14.98</b>	PB	0.185	<b>852</b>	4390
6	512	Roman VOYTSESHUK	UKR	23 Oct 00	3	<b>15.39</b>		0.203	<b>803</b>	4167
7	351	Olegs KOZJAKOV	LAT	13 Jan 01	8	<b>15.46</b>		0.281	<b>795</b>	4848

## DECATHLON U18 SUMMARY AFTER 6 EVENTS

RECORDS	RESULT	NAME	COUNTRY	AGE	VENUE	DATE
World U18 Best	<b>WU18B</b>	8104 Valter KÜLVET	URS	17	Viimsi	23 Aug 1981
Championship Record	<b>CR</b>	8002 Niklas KAUL	GER	17	Cali (Pascual Guerrero)	16 Jul 2015
World U18 Leading	<b>WU18L</b>	7559 Ashley MOLONEY	AUS	17	Sydney (SOPAC)	30 Mar 2017

12-13 July 2017



PLACE	BIB	NAME	COUNTRY	POINTS	POINTS BEHIND LEADER	100 Metres	Long Jump	Shot Put (5kg)	High Jump	400 Metres	110m Hurdles	Discus Throw	Pole Vault	Javelin Throw	1500 Metres
1	243	Steven FAUVEL CLINCH	FRA	<b>5066</b>		10.82 (+1.3) 901(1)	7.38 (+0.3) 905(1)	14.09 734(7)	1.87 687(6)	49.09 857(1)	13.94 (+0.1) 982(1)				
							<b>1806(1)</b>	<b>2540(1)</b>	<b>3227(2)</b>	<b>4084(1)</b>	<b>5066(1)</b>				
2	351	Olegs KOZJAKOV	LAT	<b>4848</b>	-218	11.56 (+0.7) 740(9)	6.89 (-0.5) 788(3)	18.06 979(1)	1.99 794(1)	51.39 752(4)	15.46 (+0.1) 795(8)				
							<b>1528(4)</b>	<b>2507(2)</b>	<b>3301(1)</b>	<b>4053(2)</b>	<b>4848(2)</b>				
3	265	Leo NEUGEBAUER	GER	<b>4709</b>	-357	11.46 (+1.3) 761(7)	7.25 (+0.2) 874(2)	14.51 760(6)	1.93 740(3)	52.41 707(7)	14.86 (+0.1) 867(4)				
							<b>1635(2)</b>	<b>2395(3)</b>	<b>3135(3)</b>	<b>3842(3)</b>	<b>4709(3)</b>				
4	223	Jorge DÁVILA	ESP	<b>4596</b>	-470	11.43 (+1.3) 767(5)	6.88 (+0.7) 785(4)	15.10 796(5)	1.93 740(4)	51.36 753(3)	15.80 (-0.2) 755(10)				
							<b>1552(3)</b>	<b>2348(4)</b>	<b>3088(4)</b>	<b>3841(4)</b>	<b>4596(4)</b>				
5	119	Damián MORETTA	ARG	<b>4480</b>	-586	11.19 (+1.3) 819(2)	6.25 (+0.4) 641(10)	12.66 647(11)	1.78 610(12)	50.05 812(2)	14.18 (+0.1) 951(2)				
							<b>1460(8)</b>	<b>2107(10)</b>	<b>2717(10)</b>	<b>3529(8)</b>	<b>4480(5)</b>				
6	172	Qihao SUN	CHN	<b>4442</b>	-624	11.77 (+0.7) 697(12)	6.63 (+0.3) 727(8)	15.26 806(4)	1.96 767(2)	53.61 656(9)	15.51 (-0.2) 789(9)				
							<b>1424(9)</b>	<b>2230(7)</b>	<b>2997(5)</b>	<b>3653(5)</b>	<b>4442(6)</b>				
7	244	Florian FOURRE	FRA	<b>4390</b>	-676	11.32 (+1.3) 791(3)	6.67 (-0.3) 736(7)	12.94 664(9)	1.78 610(11)	51.72 737(5)	14.98 (+0.1) 852(5)				
							<b>1527(5)</b>	<b>2191(8)</b>	<b>2801(8)</b>	<b>3538(7)</b>	<b>4390(7)</b>				
8	359	Lex DAMIT	LUX	<b>4372</b>	-694	11.35 (+0.7) 784(4)	6.69 (+0.4) 741(6)	12.42 632(12)	1.81 636(10)	52.93 685(8)	14.64 (+0.1) 894(3)				
							<b>1525(6)</b>	<b>2157(9)</b>	<b>2793(9)</b>	<b>3478(9)</b>	<b>4372(8)</b>				
9	357	Tomas SABAŠINSKAS	LTU	<b>4314</b>	-752	11.53 (+1.3) 746(8)	6.70 (+0.6) 743(5)	15.86 843(3)	1.84 661(8)	55.04 597(12)	16.08 (-0.2) 724(11)				
							<b>1489(7)</b>	<b>2332(5)</b>	<b>2993(6)</b>	<b>3590(6)</b>	<b>4314(9)</b>				
10	512	Roman VOYTSESHUK	UKR	<b>4167</b>	-899	11.83 (+0.7) 685(13)	6.05 (+0.8) 597(12)	13.87 720(8)	1.90 714(5)	53.79 648(10)	15.39 (+0.1) 803(7)				
							<b>1282(12)</b>	<b>2002(11)</b>	<b>2716(11)</b>	<b>3364(10)</b>	<b>4167(10)</b>				
11	300	Reza KEFAYATI	IRI	<b>3996</b>	-1070	11.67 (+0.7) 717(11)	6.11 (-1.0) 610(11)	12.83 657(10)	1.81 636(9)	51.93 728(6)	16.77 (-0.2) 648(12)				
							<b>1327(11)</b>	<b>1984(12)</b>	<b>2620(12)</b>	<b>3348(11)</b>	<b>3996(11)</b>				
12	307	Hussein Ali MOHAMMEDAWI	IRQ	<b>3722</b>	-1344	11.99 (+0.7) 653(14)	5.51 (+0.4) 483(13)	11.55 579(13)	1.75 585(13)	54.91 602(11)	15.25 (-0.2) 820(6)				
							<b>1136(13)</b>	<b>1715(13)</b>	<b>2300(13)</b>	<b>2902(13)</b>	<b>3722(12)</b>				
	199	Georgios KANARIS	CYP	<b>DNF</b>		11.58 (+0.7) 736(10)	6.36 (+0.5) 666(9)	16.21 864(2)	1.87 687(7)	DQ 0	DNS				
							<b>1402(10)</b>	<b>2266(6)</b>	<b>2953(7)</b>	<b>2953(12)</b>					
	261	Maximilian KLUTH	GER	<b>DNF</b>		11.44 (+1.3) 765(6)	DNS								

# RESULTS



## Discus Throw (1.500kg) Boys - Decathlon U18

13 July 2017 10:25 START TIME 16° C 88 %  
11:09 END TIME TEMPERATURE 17° C HUMIDITY 88 %

PLACE	BIB	NAME	COUNTRY	DATE of BIRTH	ORDER	RESULT	1	2	3	POINTS	TOTAL
1	357	Tomas SABAŠINSKAS	LTU	15 Mar 00	10	<b>48.60</b>	48.59	48.60	X	<b>841</b>	5155
2	351	Olegs KOZJAKOVŠ	LAT	13 Jan 01	6	<b>48.17</b>	43.16	X	48.17	<b>832</b>	5680
3	265	Leo NEUGEBAUER	GER	19 Jun 00	3	<b>45.02</b>	37.70	45.02	35.19	<b>767</b>	5476
4	172	Qihao SUN	CHN	18 Feb 00	4	<b>42.16</b>	X	37.92	42.16	<b>709</b>	5151
5	359	Lex DAMIT	LUX	22 Feb 00	12	<b>39.21</b>	39.08	38.32	39.21	<b>649</b>	5021
6	244	Florian FOURRE	FRA	12 Mar 00	11	<b>38.62</b>	38.62	X	X	<b>637</b>	5027
7	119	Damián MORETTA	ARG	22 May 00	2	<b>37.71</b>	34.85	35.78	37.71	<b>618</b>	5098
8	307	Hussein Ali MOHAMMEDAWI	IRQ	18 Oct 00	1	<b>37.08</b> PB	34.67	X	37.08	<b>605</b>	4327
9	223	Jorge DÁVILA	ESP	11 May 00	7	<b>35.89</b>	35.89	X	30.35	<b>582</b>	5178
10	243	Steven FAUVEL CLINCH	FRA	10 Apr 00	8	<b>34.14</b>	34.14	X	X	<b>546</b>	5612
11	512	Roman VOYTSESHUK	UKR	23 Oct 00	13	<b>33.21</b>	X	32.29	33.21	<b>528</b>	4695
12	300	Reza KEFAYATI	IRI	20 Apr 00	9	<b>29.13</b> PB	X	29.13	X	<b>447</b>	4443
	199	Georgios KANARIS	CYP	4 Oct 00	5	<b>DNS</b>					0






## DECATHLON U18 SUMMARY AFTER 7 EVENTS

RECORDS	RESULT	NAME	COUNTRY	AGE	VENUE	DATE
World U18 Best	<b>WU18B</b>	8104 Valtter KÜLVET	URS	17	Viimsi	23 Aug 1981
Championship Record	<b>CR</b>	8002 Niklas KAUL	GER	17	Cali (Pascual Guerrero)	16 Jul 2015
World U18 Leading	<b>WU18L</b>	7559 Ashley MOLONEY	AUS	17	Sydney (SOPAC)	30 Mar 2017

12-13 July 2017



PLACE	BIB	NAME	COUNTRY	POINTS	POINTS BEHIND LEADER	100 Metres	Long Jump	Shot Put (5kg)	High Jump	400 Metres	110m Hurdles	Discus Throw	Pole Vault	Javelin Throw	1500 Metres
1	351	Olegs KOZJAKOV	LAT	5680		11.56 (+0.7) 740(9)	6.89 (-0.5) 788(3) 1528(4)	18.06 979(1) 2507(2)	1.99 794(1) 3301(1)	51.39 752(4) 4053(2)	15.46 (+0.1) 795(8) 4848(2)	48.17 832(2) 5680(1)			
2	243	Steven FAUVEL CLINCH	FRA	5612	-68	10.82 (+1.3) 901(1)	7.38 (+0.3) 905(1) 1806(1)	14.09 734(7) 2540(1)	1.87 687(6) 3227(2)	49.09 857(1) 4084(1)	13.94 (+0.1) 982(1) 5066(1)	34.14 546(10) 5612(2)			
3	265	Leo NEUGEBAUER	GER	5476	-204	11.46 (+1.3) 761(7)	7.25 (+0.2) 874(2) 1635(2)	14.51 760(6) 2395(3)	1.93 740(3) 3135(3)	52.41 707(7) 3842(3)	14.86 (+0.1) 867(4) 4709(3)	45.02 767(3) 5476(3)			
4	223	Jorge DÁVILA	ESP	5178	-502	11.43 (+1.3) 767(5)	6.88 (+0.7) 785(4) 1552(3)	15.10 796(5) 2348(4)	1.93 740(4) 3088(4)	51.36 753(3) 3841(4)	15.80 (-0.2) 755(10) 4596(4)	35.89 582(9) 5178(4)			
5	357	Tomas SABAŠINSKAS	LTU	5155	-525	11.53 (+1.3) 746(8)	6.70 (+0.6) 743(5) 1489(7)	15.86 843(3) 2332(5)	1.84 661(8) 2993(6)	55.04 597(12) 3590(6)	16.08 (-0.2) 724(11) 4314(9)	48.60 841(1) 5155(5)			
6	172	Qihao SUN	CHN	5151	-529	11.77 (+0.7) 697(12)	6.63 (+0.3) 727(8) 1424(9)	15.26 806(4) 2230(7)	1.96 767(2) 2997(5)	53.61 656(9) 3653(5)	15.51 (-0.2) 789(9) 4442(6)	42.16 709(4) 5151(6)			
7	119	Damián MORETTA	ARG	5098	-582	11.19 (+1.3) 819(2)	6.25 (+0.4) 641(10) 1460(8)	12.66 647(11) 2107(10)	1.78 610(12) 2717(10)	50.05 812(2) 3529(8)	14.18 (+0.1) 951(2) 4480(5)	37.71 618(7) 5098(7)			
8	244	Florian FOURRE	FRA	5027	-653	11.32 (+1.3) 791(3)	6.67 (-0.3) 736(7) 1527(5)	12.94 664(9) 2191(8)	1.78 610(11) 2801(8)	51.72 737(5) 3538(7)	14.98 (+0.1) 852(5) 4390(7)	38.62 637(6) 5027(8)			
9	359	Lex DAMIT	LUX	5021	-659	11.35 (+0.7) 784(4)	6.69 (+0.4) 741(6) 1525(6)	12.42 632(12) 2157(9)	1.81 636(10) 2793(9)	52.93 685(8) 3478(9)	14.64 (+0.1) 894(3) 4372(8)	39.21 649(5) 5021(9)			
10	512	Roman VOYTSESHUK	UKR	4695	-985	11.83 (+0.7) 685(13)	6.05 (+0.8) 597(12) 1282(12)	13.87 720(8) 2002(11)	1.90 714(5) 2716(11)	53.79 648(10) 3364(10)	15.39 (+0.1) 803(7) 4167(10)	33.21 528(11) 4695(10)			
11	300	Reza KEFAYATI	IRI	4443	-1237	11.67 (+0.7) 717(11)	6.11 (-1.0) 610(11) 1327(11)	12.83 657(10) 1984(12)	1.81 636(9) 2620(12)	51.93 728(6) 3348(11)	16.77 (-0.2) 648(12) 3996(11)	29.13 447(12) 4443(11)			
12	307	Hussein Ali MOHAMMEDAWI	IRQ	4327	-1353	11.99 (+0.7) 653(14)	5.51 (+0.4) 483(13) 1136(13)	11.55 579(13) 1715(13)	1.75 585(13) 2300(13)	54.91 602(11) 2902(13)	15.25 (-0.2) 820(6) 3722(12)	37.08 605(8) 4327(12)			
	199	Georgios KANARIS	CYP	DNF		11.58 (+0.7) 736(10)	6.36 (+0.5) 666(9) 1402(10)	16.21 864(2) 2266(6)	1.87 687(7) 2953(7)	DQ 0 2953(12)	DNS				
	261	Maximilian KLUTH	GER	DNF		11.44 (+1.3) 765(6)	DNS								

# SUMMARY



## Pole Vault Boys - Decathlon U18

13 July 2017

RANK	PLACE	GROUP	BIB	NAME	COUNTRY	DATE of BIRTH	RESULT	
1	1	A	244	Florian FOURRE	FRA	12 Mar 00	<b>4.70</b>	819
2	2	A	172	Qihao SUN	CHN	18 Feb 00	<b>4.50</b> <span>PB</span>	760
3	3	A	243	Steven FAUVEL CLINCH	FRA	10 Apr 00	<b>4.50</b>	760
4	4	A	359	Lex DAMIT	LUX	22 Feb 00	<b>4.20</b>	673
5	5	A	265	Leo NEUGEBAUER	GER	19 Jun 00	<b>4.20</b>	673
6	1	B	119	Damián MORETTA	ARG	22 May 00	<b>3.80</b> <span>PB</span>	562
7	2	B	351	Olegs KOZJAKOVS	LAT	13 Jan 01	<b>3.70</b> <span>PB</span>	535
8	3	B	512	Roman VOYTSESHUK	UKR	23 Oct 00	<b>3.70</b> <span>PB</span>	535
9	4	B	357	Tomas SABAŠINSKAS	LTU	15 Mar 00	<b>3.40</b> <span>PB</span>	457
10	5	B	300	Reza KEFAYATI	IRI	20 Apr 00	<b>2.90</b> <span>PB</span>	333
		B	307	Hussein Ali MOHAMMEDAWI	IRQ	18 Oct 00	<b>NM</b>	0
		A	223	Jorge DÁVILA	ESP	11 May 00	<b>NM</b>	0
		A	199	Georgios KANARIS	CYP	4 Oct 00	<b>DNS</b>	



# RESULTS

## Pole Vault Boys - Decathlon U18



### Group A

13 July 2017 12:02 START TIME 18° C 83 %  
14:19 END TIME TEMPERATURE HUMIDITY  
22° C 65 %

PLACE	BIB	NAME	COUNTRY	DATE of BIRTH	ORDER	RESULT	2.70	2.80	2.90	3.00	3.10	3.20	3.30	3.40	3.50	3.60	3.70	POINTS	TOTAL
							3.80	3.90	4.00	4.10	4.20	4.30	4.40	4.50	4.60	4.70	4.80		
1	244	Florian FOURRE	FRA	12 Mar 00	4	4.70	-	-	-	-	-	-	-	-	-	-	-	819	5846
							-	-	0	-	0	0	0	0	0	XXO	XXX		
2	172	Qihao SUN	CHN	18 Feb 00	6	4.50	PB	-	-	-	-	-	-	-	-	-	-	760	5911
							-	-	0	0	-	XO	XXO	XO	XXX				
3	243	Steven FAUVEL CLINCH	FRA	10 Apr 00	1	4.50	-	-	-	-	-	-	-	-	-	0	-	760	6372
							0	-	0	0	0	0	XXO	XXO	X				
4	359	Lex DAMIT	LUX	22 Feb 00	7	4.20	-	-	-	-	-	-	-	-	-	-	-	673	5694
							0	-	0	0	XXO	XXX							
5	265	Leo NEUGEBAUER	GER	19 Jun 00	5	4.20	-	-	-	-	-	-	-	-	-	-	0	673	6149
							-	0	XXO	0	XXO	XXX							
	223	Jorge DÁVILA	ESP	11 May 00	2	NM	-	-	-	-	-	-	-	XXX				0	5178
	199	Georgios KANARIS	CYP	4 Oct 00	3	DNS													0

### Group B

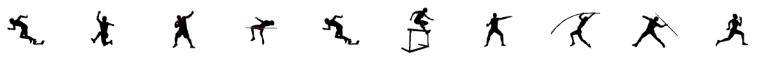
13 July 2017 12:04 START TIME 18° C 83 %  
13:52 END TIME TEMPERATURE HUMIDITY  
20° C 73 %

PLACE	BIB	NAME	COUNTRY	DATE of BIRTH	ORDER	RESULT	2.70	2.80	2.90	3.00	3.10	3.20	3.30	3.40	3.50	3.60	3.70	POINTS	TOTAL	
							3.80	3.90	4.00	4.10	4.20	4.30	4.40							
1	119	Damián MORETTA	ARG	22 May 00	6	3.80	PB	-	-	-	0	0	-	-	0	-	0	562	5660	
							XO	XXX												
2	351	Olegs KOZJAKOV	LAT	13 Jan 01	2	3.70	PB	-	-	-	0	-	-	0	-	XXO	-	0	535	6215
							-	XXX												
3	512	Roman VOYTSESHUK	UKR	23 Oct 00	3	3.70	PB	-	-	-	-	-	0	0	XO	XO	XXO	535	5230	
							XXX													
4	357	Tomas SABAŠINSKAS	LTU	15 Mar 00	1	3.40	PB	0	0	XO	0	XXO	XO	XO	XO	XXX		457	5612	
5	300	Reza KEFAYATI	IRI	20 Apr 00	5	2.90	PB	XXO	-	XO	XXX							333	4776	
	307	Hussein Ali MOHAMMEDAWI	IRQ	18 Oct 00	4	NM												0	4327	

## DECATHLON U18 SUMMARY AFTER 8 EVENTS

RECORDS	RESULT	NAME	COUNTRY	AGE	VENUE	DATE
World U18 Best	<b>WU18B</b>	8104 Valtter KÜLVET	URS	17	Viimsi	23 Aug 1981
Championship Record	<b>CR</b>	8002 Niklas KAUL	GER	17	Cali (Pascual Guerrero)	16 Jul 2015
World U18 Leading	<b>WU18L</b>	7559 Ashley MOLONEY	AUS	17	Sydney (SOPAC)	30 Mar 2017

12-13 July 2017



PLACE	BIB	NAME	COUNTRY	POINTS	POINTS BEHIND LEADER	100 Metres	Long Jump	Shot Put (5kg)	High Jump	400 Metres	110m Hurdles	Discus Throw	Pole Vault	Javelin Throw	1500 Metres
1	243	Steven FAUVEL CLINCH	FRA	<b>6372</b>		10.82 (+1.3) 901(1)	7.38 (+0.3) 905(1) <b>1806(1)</b>	14.09 734(7) <b>2540(1)</b>	1.87 687(6) <b>3227(2)</b>	49.09 857(1) <b>4084(1)</b>	13.94 (+0.1) 982(1) <b>5066(1)</b>	34.14 546(10) <b>5612(2)</b>	4.50 760(3) <b>6372(1)</b>		
2	351	Olegs KOZJAKOV	LAT	<b>6215</b>	-157	11.56 (+0.7) 740(9)	6.89 (-0.5) 788(3) <b>1528(4)</b>	18.06 979(1) <b>2507(2)</b>	1.99 794(1) <b>3301(1)</b>	51.39 752(4) <b>4053(2)</b>	15.46 (+0.1) 795(8) <b>4848(2)</b>	48.17 832(2) <b>5680(1)</b>	3.70 535(7) <b>6215(2)</b>		
3	265	Leo NEUGEBAUER	GER	<b>6149</b>	-223	11.46 (+1.3) 761(7)	7.25 (+0.2) 874(2) <b>1635(2)</b>	14.51 760(6) <b>2395(3)</b>	1.93 740(3) <b>3135(3)</b>	52.41 707(7) <b>3842(3)</b>	14.86 (+0.1) 867(4) <b>4709(3)</b>	45.02 767(3) <b>5476(3)</b>	4.20 673(5) <b>6149(3)</b>		
4	172	Qihao SUN	CHN	<b>5911</b>	-461	11.77 (+0.7) 697(12)	6.63 (+0.3) 727(8) <b>1424(9)</b>	15.26 806(4) <b>2230(7)</b>	1.96 767(2) <b>2997(5)</b>	53.61 656(9) <b>3653(5)</b>	15.51 (-0.2) 789(9) <b>4442(6)</b>	42.16 709(4) <b>5151(6)</b>	4.50 760(2) <b>5911(4)</b>		
5	244	Florian FOURRE	FRA	<b>5846</b>	-526	11.32 (+1.3) 791(3)	6.67 (-0.3) 736(7) <b>1527(5)</b>	12.94 664(9) <b>2191(8)</b>	1.78 610(11) <b>2801(8)</b>	51.72 737(5) <b>3538(7)</b>	14.98 (+0.1) 852(5) <b>4390(7)</b>	38.62 637(6) <b>5027(8)</b>	4.70 819(1) <b>5846(5)</b>		
6	359	Lex DAMIT	LUX	<b>5694</b>	-678	11.35 (+0.7) 784(4)	6.69 (+0.4) 741(6) <b>1525(6)</b>	12.42 632(12) <b>2157(9)</b>	1.81 636(10) <b>2793(9)</b>	52.93 685(8) <b>3478(9)</b>	14.64 (+0.1) 894(3) <b>4372(8)</b>	39.21 649(5) <b>5021(9)</b>	4.20 673(4) <b>5694(6)</b>		
7	119	Damián MORETTA	ARG	<b>5660</b>	-712	11.19 (+1.3) 819(2)	6.25 (+0.4) 641(10) <b>1460(8)</b>	12.66 647(11) <b>2107(10)</b>	1.78 610(12) <b>2717(10)</b>	50.05 812(2) <b>3529(8)</b>	14.18 (+0.1) 951(2) <b>4480(5)</b>	37.71 618(7) <b>5098(7)</b>	3.80 562(6) <b>5660(7)</b>		
8	357	Tomas SABAŠINSKAS	LTU	<b>5612</b>	-760	11.53 (+1.3) 746(8)	6.70 (+0.6) 743(5) <b>1489(7)</b>	15.86 843(3) <b>2332(5)</b>	1.84 661(8) <b>2993(6)</b>	55.04 597(12) <b>3590(6)</b>	16.08 (-0.2) 724(11) <b>4314(9)</b>	48.60 841(1) <b>5155(5)</b>	3.40 457(9) <b>5612(8)</b>		
9	512	Roman VOYTSESHUK	UKR	<b>5230</b>	-1142	11.83 (+0.7) 685(13)	6.05 (+0.8) 597(12) <b>1282(12)</b>	13.87 720(8) <b>2002(11)</b>	1.90 714(5) <b>2716(11)</b>	53.79 648(10) <b>3364(10)</b>	15.39 (+0.1) 803(7) <b>4167(10)</b>	33.21 528(11) <b>4695(10)</b>	3.70 535(8) <b>5230(9)</b>		
10	223	Jorge DÁVILA	ESP	<b>5178</b>	-1194	11.43 (+1.3) 767(5)	6.88 (+0.7) 785(4) <b>1552(3)</b>	15.10 796(5) <b>2348(4)</b>	1.93 740(4) <b>3088(4)</b>	51.36 753(3) <b>3841(4)</b>	15.80 (-0.2) 755(10) <b>4596(4)</b>	35.89 582(9) <b>5178(4)</b>	NM 0 <b>5178(10)</b>		
11	300	Reza KEFAYATI	IRI	<b>4776</b>	-1596	11.67 (+0.7) 717(11)	6.11 (-1.0) 610(11) <b>1984(12)</b>	12.83 657(10) <b>1984(12)</b>	1.81 636(9) <b>2620(12)</b>	51.93 728(6) <b>3348(11)</b>	16.77 (-0.2) 648(12) <b>3996(11)</b>	29.13 447(12) <b>4443(11)</b>	2.90 333(10) <b>4776(11)</b>		
12	307	Hussein Ali MOHAMMEDAWI	IRQ	<b>4327</b>	-2045	11.99 (+0.7) 653(14)	5.51 (+0.4) 483(13) <b>1136(13)</b>	11.55 579(13) <b>1715(13)</b>	1.75 585(13) <b>2300(13)</b>	54.91 602(11) <b>2902(13)</b>	15.25 (-0.2) 820(6) <b>3722(12)</b>	37.08 605(8) <b>4327(12)</b>	NM 0 <b>4327(12)</b>		
	199	Georgios KANARIS	CYP	<b>DNF</b>		11.58 (+0.7) 736(10)	6.36 (+0.5) 666(9) <b>1402(10)</b>	16.21 864(2) <b>2266(6)</b>	1.87 687(7) <b>2953(7)</b>	DQ 0 <b>2953(12)</b>	DNS				
	261	Maximilian KLUTH	GER	<b>DNF</b>		11.44 (+1.3) 765(6)	DNS								

# RESULTS



## Javelin Throw (700g) Boys - Decathlon U18

13 July 2017 16:32 START TIME 24° C 57 %  
17:19 END TIME TEMPERATURE 25° C HUMIDITY 51 %

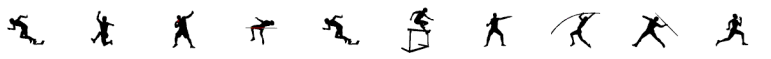
PLACE	BIB	NAME	COUNTRY	DATE of BIRTH	ORDER	RESULT	1	2	3	POINTS	TOTAL
1	357	Tomas SABAŠINSKAS	LTU	15 Mar 00	5	<b>60.31</b>	55.73	56.59	60.31	<b>743</b>	6355
2	351	Olegs KOZJAKOVŠ	LAT	13 Jan 01	9	<b>55.76</b> PB	47.53	51.03	55.76	<b>674</b>	6889
3	172	Qihao SUN	CHN	18 Feb 00	4	<b>54.93</b>	52.25	49.46	54.93	<b>662</b>	6573
4	244	Florian FOURRE	FRA	12 Mar 00	3	<b>54.89</b>	54.89	X	X	<b>661</b>	6507
5	243	Steven FAUVEL CLINCH	FRA	10 Apr 00	1	<b>48.08</b> SB	39.91	48.08	X	<b>560</b>	6932
6	359	Lex DAMIT	LUX	22 Feb 00	11	<b>45.62</b> PB	45.62	41.29	42.03	<b>524</b>	6218
7	223	Jorge DÁVILA	ESP	11 May 00	7	<b>44.27</b>	X	X	44.27	<b>504</b>	5682
8	307	Hussein Ali MOHAMMEDAWI	IRQ	18 Oct 00	2	<b>44.08</b> PB	44.08	35.84	33.62	<b>502</b>	4829
9	265	Leo NEUGEBAUER	GER	19 Jun 00	10	<b>43.47</b>	42.33	42.03	43.47	<b>493</b>	6642
10	119	Damián MORETTA	ARG	22 May 00	6	<b>41.81</b> PB	41.81	38.87	X	<b>468</b>	6128
11	512	Roman VOYTSESHUK	UKR	23 Oct 00	8	<b>35.59</b>	32.62	32.28	35.59	<b>379</b>	5609
12	300	Reza KEFAYATI	IRI	20 Apr 00	12	<b>16.45</b> PB	X	16.45	-	<b>114</b>	4890



## DECATHLON U18 SUMMARY AFTER 9 EVENTS

RECORDS	RESULT	NAME	COUNTRY	AGE	VENUE	DATE
World U18 Best	<b>WU18B</b>	<b>8104</b>	URS	17	Viimsi	23 Aug 1981
Championship Record	<b>CR</b>	<b>8002</b>	GER	17	Cali (Pascual Guerrero)	16 Jul 2015
World U18 Leading	<b>WU18L</b>	<b>7559</b>	AUS	17	Sydney (SOPAC)	30 Mar 2017

12-13 July 2017



PLACE	BIB	NAME	COUNTRY	POINTS	POINTS BEHIND LEADER	100 Metres	Long Jump	Shot Put (5kg)	High Jump	400 Metres	110m Hurdles	Discus Throw	Pole Vault	Javelin Throw	1500 Metres
1	243	Steven FAUVEL CLINCH	FRA	<b>6932</b>		10.82 (+1.3) 901(1)	7.38 (+0.3) 905(1) <b>1806(1)</b>	14.09 734(7) <b>2540(1)</b>	1.87 687(6) <b>3227(2)</b>	49.09 857(1) <b>4084(1)</b>	13.94 (+0.1) 982(1) <b>5066(1)</b>	34.14 546(10) <b>5612(2)</b>	4.50 760(3) <b>6372(1)</b>	48.08 560(5) <b>6932(1)</b>	
2	351	Olegs KOZJAKOV	LAT	<b>6889</b>	-43	11.56 (+0.7) 740(9)	6.89 (-0.5) 788(3) <b>1528(4)</b>	18.06 979(1) <b>2507(2)</b>	1.99 794(1) <b>3301(1)</b>	51.39 752(4) <b>4053(2)</b>	15.46 (+0.1) 795(8) <b>4848(2)</b>	48.17 832(2) <b>5680(1)</b>	3.70 535(7) <b>6215(2)</b>	55.76 674(2) <b>6889(2)</b>	
3	265	Leo NEUGEBAUER	GER	<b>6642</b>	-290	11.46 (+1.3) 761(7)	7.25 (+0.2) 874(2) <b>1635(2)</b>	14.51 760(6) <b>2395(3)</b>	1.93 740(3) <b>3135(3)</b>	52.41 707(7) <b>3842(3)</b>	14.86 (+0.1) 867(4) <b>4709(3)</b>	45.02 767(3) <b>5476(3)</b>	4.20 673(5) <b>6149(3)</b>	43.47 493(9) <b>6642(3)</b>	
4	172	Qihao SUN	CHN	<b>6573</b>	-359	11.77 (+0.7) 697(12)	6.63 (+0.3) 727(8) <b>1424(9)</b>	15.26 806(4) <b>2230(7)</b>	1.96 767(2) <b>2997(5)</b>	53.61 656(9) <b>3653(5)</b>	15.51 (-0.2) 789(9) <b>4442(6)</b>	42.16 709(4) <b>5151(6)</b>	4.50 760(2) <b>5911(4)</b>	54.93 662(3) <b>6573(4)</b>	
5	244	Florian FOURRE	FRA	<b>6507</b>	-425	11.32 (+1.3) 791(3)	6.67 (-0.3) 736(7) <b>1527(5)</b>	12.94 664(9) <b>2191(8)</b>	1.78 610(11) <b>2801(8)</b>	51.72 737(5) <b>3538(7)</b>	14.98 (+0.1) 852(5) <b>4390(7)</b>	38.62 637(6) <b>5027(8)</b>	4.70 819(1) <b>5846(5)</b>	54.89 661(4) <b>6507(5)</b>	
6	357	Tomas SABAŠINSKAS	LTU	<b>6355</b>	-577	11.53 (+1.3) 746(8)	6.70 (+0.6) 743(5) <b>1489(7)</b>	15.86 843(3) <b>2332(5)</b>	1.84 661(8) <b>2993(6)</b>	55.04 597(12) <b>3590(6)</b>	16.08 (-0.2) 724(11) <b>4314(9)</b>	48.60 841(1) <b>5155(5)</b>	3.40 457(9) <b>5612(8)</b>	60.31 743(1) <b>6355(6)</b>	
7	359	Lex DAMIT	LUX	<b>6218</b>	-714	11.35 (+0.7) 784(4)	6.69 (+0.4) 741(6) <b>1525(6)</b>	12.42 632(12) <b>2157(9)</b>	1.81 636(10) <b>2793(9)</b>	52.93 685(8) <b>3478(9)</b>	14.64 (+0.1) 894(3) <b>4372(8)</b>	39.21 649(5) <b>5021(9)</b>	4.20 673(4) <b>5694(6)</b>	45.62 524(6) <b>6218(7)</b>	
8	119	Damián MORETTA	ARG	<b>6128</b>	-804	11.19 (+1.3) 819(2)	6.25 (+0.4) 641(10) <b>1460(8)</b>	12.66 647(11) <b>2107(10)</b>	1.78 610(12) <b>2717(10)</b>	50.05 812(2) <b>3529(8)</b>	14.18 (+0.1) 951(2) <b>4480(5)</b>	37.71 618(7) <b>5098(7)</b>	3.80 562(6) <b>5660(7)</b>	41.81 468(10) <b>6128(8)</b>	
9	223	Jorge DÁVILA	ESP	<b>5682</b>	-1250	11.43 (+1.3) 767(5)	6.88 (+0.7) 785(4) <b>1552(3)</b>	15.10 796(5) <b>2348(4)</b>	1.93 740(4) <b>3088(4)</b>	51.36 753(3) <b>3841(4)</b>	15.80 (-0.2) 755(10) <b>4596(4)</b>	35.89 582(9) <b>5178(4)</b>	NM 0 <b>5178(10)</b>	44.27 504(7) <b>5682(9)</b>	
10	512	Roman VOYTSESHUK	UKR	<b>5609</b>	-1323	11.83 (+0.7) 685(13)	6.05 (+0.8) 597(12) <b>1282(12)</b>	13.87 720(8) <b>2002(11)</b>	1.90 714(5) <b>2716(11)</b>	53.79 648(10) <b>3364(10)</b>	15.39 (+0.1) 803(7) <b>4167(10)</b>	33.21 528(11) <b>4695(10)</b>	3.70 535(8) <b>5230(9)</b>	35.59 379(11) <b>5609(10)</b>	
11	300	Reza KEFAYATI	IRI	<b>4890</b>	-2042	11.67 (+0.7) 717(11)	6.11 (-1.0) 610(11) <b>1327(11)</b>	12.83 657(10) <b>1984(12)</b>	1.81 636(9) <b>2620(12)</b>	51.93 728(6) <b>3348(11)</b>	16.77 (-0.2) 648(12) <b>3996(11)</b>	29.13 447(12) <b>4443(11)</b>	2.90 333(10) <b>4776(11)</b>	16.45 114(12) <b>4890(11)</b>	
12	307	Hussein Ali MOHAMMEDAWI	IRQ	<b>4829</b>	-2103	11.99 (+0.7) 653(14)	5.51 (+0.4) 483(13) <b>1136(13)</b>	11.55 579(13) <b>1715(13)</b>	1.75 585(13) <b>2300(13)</b>	54.91 602(11) <b>2902(13)</b>	15.25 (-0.2) 820(6) <b>3722(12)</b>	37.08 605(8) <b>4327(12)</b>	NM 0 <b>4327(12)</b>	44.08 502(8) <b>4829(12)</b>	
	199	Georgios KANARIS	CYP	<b>DNF</b>		11.58 (+0.7) 736(10)	6.36 (+0.5) 666(9) <b>1402(10)</b>	16.21 864(2) <b>2266(6)</b>	1.87 687(7) <b>2953(7)</b>	DQ 0 <b>2953(12)</b>	DNS				
	261	Maximilian KLUTH	GER	<b>DNF</b>		11.44 (+1.3) 765(6)	DNS								

# RESULTS



## 100 Metres Girls - Final

RECORDS	RESULT	NAME	COUNTRY	AGE	VENUE	DATE	
World U18 Best	<b>WU18B</b>	<b>10.98</b>	Candace HILL	USA	16	Shoreline, WA	20 Jun 2015
Championship Record	<b>CR</b>	<b>11.08</b>	Candace HILL	USA	16	Cali (Pascual Guerrero)	16 Jul 2015
World U18 Leading	<b>WU18L</b>	<b>11.24</b>	Kevona DAVIS	JAM	16	Kingston (NS), JAM	23 Jun 2017

13 July 2017 19:46 START TIME

21° C TEMPERATURE 69 % HUMIDITY

+0.5m/s WIND

PLACE	BIB	NAME	COUNTRY	DATE of BIRTH	LANE	RESULT	REACTION	Fn
1	1333	Mizgin AY	TUR	22 Jun 00	3	<b>11.62</b> (.617)		0.169
2	1275	Magdalena STEFANOWICZ	POL	21 Sep 00	5	<b>11.62</b> (.620)	<b>PB</b>	0.158
3	1200	Kevona DAVIS	JAM	20 Dec 01	4	<b>11.67</b>		0.150
4	1040	Lorraine MARTINS	BRA	4 Apr 00	6	<b>11.80</b>		0.186
5	1308	Tami ŠCANCAR	SLO	9 Mar 00	7	<b>11.91</b>		0.209
6	1315	Iza OBAL	SLO	25 Jul 00	1	<b>12.00</b>		0.193
7	1306	Rose XEYI	RSA	16 Mar 01	8	<b>12.01</b>		0.163
8	1100	Martha MÉNDEZ	DOM	5 May 00	2	<b>12.06</b>		0.172

### ALL-TIME OUTDOOR TOP LIST

RESULT	NAME	VENUE	DATE
10.98	Candace HILL (USA)	Shoreline, WA	20 Jun 15
11.10	Kaylin WHITNEY (USA)	Eugene (Hayward Field), OR	5 Jul 14
11.13	Chandra CHEESEBOROUGH (USA)	Eugene, OR	21 Jun 76
11.14	Marion JONES (USA)	Norwalk, CA	6 Jun 92
11.14	Anqela WILLIAMS (USA)	Edwardsville, IL	21 Jun 97
11.16	Gabrielle MAYO (USA)	Indianapolis, IN	22 Jun 06
11.17	Wendy VEREEN (USA)	Colorado Springs, CO	3 Jul 83
11.19	Khalifa ST FORT (TTO)	Cali (Pascual Guerrero)	16 Jul 15
11.20	Raelene BOYLE (AUS)	iudad de México (Estadio Olímpico)	15 Oct 68
11.24	Jeneba TARMOH (USA)	Indianapolis, IN	22 Jun 06
11.24	Jodie WILLIAMS (GBR)	Bedford, GBR	31 May 10
11.24	Kevona DAVIS (JAM)	Kingston (NS), JAM	23 Jun 17

### SEASON OUTDOOR TOP LIST

RESULT	NAME	VENUE	2017
11.24	Kevona DAVIS (JAM)	Kingston (NS), JAM	23 Jun
11.28	Sha'Carri RICHARDSON (USA)	Austin (Myers Stadium), TX	13 May
11.30	Briana WILLIAMS (JAM)	Kingston (NS), JAM	23 Jun
11.43	Kynneddy FLANNEL (USA)	Austin (Myers Stadium), TX	13 May
11.43	Thelma DAVIES (USA)	Greensboro, NC	17 Jun
11.50	Sashieka STEELE (JAM)	Kingston (NS), JAM	11 Mar
11.50	Michae HARRIOTT (JAM)	Kingston (NS), JAM	11 Mar
11.51	Devine PARKER (BAH)	Nassau (T. Robinson Stadium)	15 Mar
11.53	Julien ALFRED (LCA)	Kingston (NS), JAM	11 Mar
11.53	Arria MINOR (USA)	Lakewood, CO	21 May

# RESULT PROGRESSION



## 100 Metres Girls - Final

RECORDS	RESULT	NAME	COUNTRY	AGE	VENUE	DATE	
World U18 Best	<b>WU18B</b>	<b>10.98</b>	Candace HILL	USA	16	Shoreline, WA	20 Jun 2015
Championship Record	<b>CR</b>	<b>11.08</b>	Candace HILL	USA	16	Calí (Pascual Guerrero)	16 Jul 2015
World U18 Leading	<b>WU18L</b>	<b>11.24</b>	Kevona DAVIS	JAM	16	Kingston (NS), JAM	23 Jun 2017

13 July 2017

RANK	BIB	NAME	COUNTRY	DATE of BIRTH	PHASE	HEAT	LANE	PLACE	RESULT	WIND	
2	1275	Magdalena STEFANOWICZ	POL	21 Sep 00	Final	1	5	2	<b>11.62</b>	<b>PB</b>	+0.5
					Semi-Final	1	5	3	<b>11.69 Q</b>	<b>PB</b>	+2.0
					Round 1	3	3	4	<b>12.01 Q</b>		-2.2
1	1333	Mizgin AY	TUR	22 Jun 00	Final	1	3	1	<b>11.62</b>		+0.5
					Semi-Final	2	5	2	<b>11.57 Q</b>	<b>PB</b>	+1.3
					Round 1	3	5	3	<b>11.92 Q</b>		-2.2
3	1200	Kevona DAVIS	JAM	20 Dec 01	Final	1	4	3	<b>11.67</b>		+0.5
					Semi-Final	2	4	1	<b>11.45 Q</b>		+1.3
					Round 1	4	7	2	<b>11.88 Q</b>		-0.4
4	1040	Lorraine MARTINS	BRA	4 Apr 00	Final	1	6	4	<b>11.80</b>		+0.5
					Semi-Final	1	4	3	<b>11.69 Q</b>		+2.0
					Round 1	2	6	1	<b>11.85 Q</b>		-0.1
5	1308	Tami ŠCANCAR	SLO	9 Mar 00	Final	1	7	5	<b>11.91</b>		+0.5
					Semi-Final	2	6	8	<b>11.93 Q</b>		+1.3
					Round 1	2	8	6	<b>12.10 Q</b>		-0.1
6	1315	Iza OBAL	SLO	25 Jul 00	Final	1	1	6	<b>12.00</b>		+0.5
					Semi-Final	1	8	7	<b>11.92 q</b>	<b>PB</b>	+2.0
					Round 1	3	8	10	<b>12.19 Q</b>		-2.2
7	1306	Rose XEYI	RSA	16 Mar 01	Final	1	8	7	<b>12.01</b>		+0.5
					Semi-Final	1	6	5	<b>11.83 Q</b>		+2.0
					Round 1	1	6	9	<b>12.18 Q</b>		-0.4
8	1100	Martha MÉNDEZ	DOM	5 May 00	Final	1	2	8	<b>12.06</b>		+0.5
					Semi-Final	1	2	6	<b>11.85 q</b>	<b>PB</b>	+2.0
					Round 1	3	7	11	<b>12.20 q</b>		-2.2

ALL-TIME OUTDOOR TOP LIST				SEASON OUTDOOR TOP LIST			
RESULT	NAME	VENUE	DATE	RESULT	NAME	VENUE	2017
10.98	Candace HILL (USA)	Shoreline, WA	20 Jun 15	11.24	Kevona DAVIS (JAM)	Kingston (NS), JAM	23 Jun
11.10	Kaylin WHITNEY (USA)	Eugene (Hayward Field), OR	5 Jul 14	11.28	Sha'Carri RICHARDSON (USA)	Austin (Myers Stadium), TX	13 May
11.13	Chandra CHEESEBOROUGH (USA)	Eugene, OR	21 Jun 76	11.30	Briana WILLIAMS (JAM)	Kingston (NS), JAM	23 Jun
11.14	Marion JONES (USA)	Norwalk, CA	6 Jun 92	11.43	Kynneddy FLANNEL (USA)	Austin (Myers Stadium), TX	13 May
11.14	Anqela WILLIAMS (USA)	Edwardsville, IL	21 Jun 97	11.43	Thelma DAVIES (USA)	Greensboro, NC	17 Jun
11.16	Gabrielle MAYO (USA)	Indianapolis, IN	22 Jun 06	11.50	Sashieka STEELE (JAM)	Kingston (NS), JAM	11 Mar
11.17	Wendy VEREEN (USA)	Colorado Springs, CO	3 Jul 83	11.50	Michae HARRIOTT (JAM)	Kingston (NS), JAM	11 Mar
11.19	Khalifa ST FORT (TTO)	Calí (Pascual Guerrero)	16 Jul 15	11.51	Devine PARKER (BAH)	Nassau (T. Robinson Stadium)	15 Mar
11.20	Raelene BOYLE (AUS)	iudad de México (Estadio Olímpico)	15 Oct 68	11.53	Julien ALFRED (LCA)	Kingston (NS), JAM	11 Mar
11.24	Jeneba TARMOH (USA)	Indianapolis, IN	22 Jun 06	11.53	Arria MINOR (USA)	Lakewood, CO	21 May
11.24	Jodie WILLIAMS (GBR)	Bedford, GBR	31 May 10				
11.24	Kevona DAVIS (JAM)	Kingston (NS), JAM	23 Jun 17				





# SUMMARY



## 100 Metres Girls - Semi-Final

First 3 in each heat (Q) and the next 2 fastest (q) advance to the Final

RECORDS	RESULT	NAME	COUNTRY	AGE	VENUE	DATE
World U18 Best	<b>WU18B</b>	10.98 Candace HILL	USA	16	Shoreline, WA	20 Jun 2015
Championship Record	<b>CR</b>	11.08 Candace HILL	USA	16	Cali (Pascual Guerrero)	16 Jul 2015
World U18 Leading	<b>WU18L</b>	11.24 Kevona DAVIS	JAM	16	Kingston (NS), JAM	23 Jun 2017

13 July 2017

RANK	PLACE	HEAT	LANE	BIB	NAME	COUNTRY	DATE of BIRTH	RESULT		WIND
1	1	2	4	1200	Kevona DAVIS	JAM	20 Dec 01	<b>11.45</b>	Q	+1.3
2	2	2	5	1333	Mizgin AY	TUR	22 Jun 00	<b>11.57</b>	Q PB	+1.3
3	1	1	4	1040	Lorraine MARTINS	BRA	4 Apr 00	<b>11.69</b> (.681)	Q	+2.0
3	2	1	5	1275	Magdalena STEFANOWICZ	POL	21 Sep 00	<b>11.69</b> (.681)	Q PB	+2.0
5	3	1	6	1306	Rose XEYI	RSA	16 Mar 01	<b>11.83</b>	Q	+2.0
6	4	1	2	1100	Martha MÉNDEZ	DOM	5 May 00	<b>11.85</b>	q PB	+2.0
7	5	1	8	1315	Iza OBAL	SLO	25 Jul 00	<b>11.92</b>	q PB	+2.0
8	3	2	6	1308	Tami ŠCANCAR	SLO	9 Mar 00	<b>11.93</b> (.922)	Q	+1.3
9	4	2	2	1012	Yelena PEKHTIREVA	AZE	11 Jan 01	<b>11.93</b> (.930)	PB	+1.3
10	5	2	1	1299	Joviale MBISHA	RSA	31 Oct 00	<b>11.99</b>	PB	+1.3
11	6	1	7	1257	Sade Amore DE SOUSA	NAM	28 Mar 01	<b>12.03</b>		+2.0
12	7	1	3	1169	Beauty SOMUAH	GER	25 Jul 01	<b>12.07</b>		+2.0
13	6	2	8	1006	Guillermina COSSIO	ARG	16 Nov 00	<b>12.13</b>		+1.3
14	7	2	7	1195	Gal KADMON	ISR	18 Apr 00	<b>12.17</b>		+1.3
15	8	1	1	1371	SuwilANJI Theresa MPONDELA	ZAM	7 Feb 00	<b>12.33</b>		+2.0
		2	3	1053	Luying GONG	CHN	22 Feb 00	<b>DNS</b>		+1.3

### ALL-TIME OUTDOOR TOP LIST

RESULT	NAME	VENUE	DATE
10.98	Candace HILL (USA)	Shoreline, WA	20 Jun 15
11.10	Kaylin WHITNEY (USA)	Eugene (Hayward Field), OR	5 Jul 14
11.13	Chandra CHEESEBOROUGH (USA)	Eugene, OR	21 Jun 76
11.14	Marion JONES (USA)	Norwalk, CA	6 Jun 92
11.14	Angela WILLIAMS (USA)	Edwardsville, IL	21 Jun 97
11.16	Gabrielle MAYO (USA)	Indianapolis, IN	22 Jun 06
11.17	Wendy VEREEN (USA)	Colorado Springs, CO	3 Jul 83
11.19	Khalifa ST FORT (TTO)	Cali (Pascual Guerrero)	16 Jul 15
11.20	Raelene BOYLE (AUS)	ciudad de México (Estadio Olímpico)	15 Oct 68
11.24	Jeneba TARMOH (USA)	Indianapolis, IN	22 Jun 06
11.24	Jodie WILLIAMS (GBR)	Bedford, GBR	31 May 10
11.24	Kevona DAVIS (JAM)	Kingston (NS), JAM	23 Jun 17

### SEASON OUTDOOR TOP LIST

RESULT	NAME	VENUE	2017
11.24	Kevona DAVIS (JAM)	Kingston (NS), JAM	23 Jun
11.28	Sha'Carri RICHARDSON (USA)	Austin (Myers Stadium), TX	13 May
11.30	Briana WILLIAMS (JAM)	Kingston (NS), JAM	23 Jun
11.43	Kynneddy FLANNEL (USA)	Austin (Myers Stadium), TX	13 May
11.43	Thelma DAVIES (USA)	Greensboro, NC	17 Jun
11.50	Sashieka STEELE (JAM)	Kingston (NS), JAM	11 Mar
11.50	Michae HARRIOTT (JAM)	Kingston (NS), JAM	11 Mar
11.51	Devine PARKER (BAH)	Nassau (T. Robinson Stadium)	15 Mar
11.53	Julien ALFRED (LCA)	Kingston (NS), JAM	11 Mar
11.53	Arria MINOR (USA)	Lakewood, CO	21 May

# RESULTS



## 100 Metres Girls - Semi-Final

First 3 in each heat (Q) and the next 2 fastest (q) advance to the Final

RECORDS	RESULT	NAME	COUNTRY	AGE	VENUE	DATE	
World U18 Best	<b>WU18B</b>	<b>10.98</b>	Candace HILL	USA	16	Shoreline, WA	20 Jun 2015
Championship Record	<b>CR</b>	<b>11.08</b>	Candace HILL	USA	16	Cali (Pascual Guerrero)	16 Jul 2015
World U18 Leading	<b>WU18L</b>	<b>11.24</b>	Kevona DAVIS	JAM	16	Kingston (NS), JAM	23 Jun 2017

### Heat 1

2

13 July 2017 17:10 START TIME

25° C TEMPERATURE 51 % HUMIDITY

+2.0m/s WIND

PLACE	BIB	NAME	COUNTRY	DATE OF BIRTH	LANE	RESULT	REACTION	Fn
1	1040	Lorraine MARTINS	BRA	4 Apr 00	4	<b>11.69</b> [.681]	<b>Q</b>	0.177
2	1275	Magdalena STEFANOWICZ	POL	21 Sep 00	5	<b>11.69</b> [.681]	<b>Q</b> <b>PB</b>	0.146
3	1306	Rose XEYI	RSA	16 Mar 01	6	<b>11.83</b>	<b>Q</b>	0.144
4	1100	Martha MÉNDEZ	DOM	5 May 00	2	<b>11.85</b>	<b>q</b> <b>PB</b>	0.168
5	1315	Iza OBAL	SLO	25 Jul 00	8	<b>11.92</b>	<b>q</b> <b>PB</b>	0.168
6	1257	Sade Amore DE SOUSA	NAM	28 Mar 01	7	<b>12.03</b>		0.183
7	1169	Beauty SOMUAH	GER	25 Jul 01	3	<b>12.07</b>		0.155
8	1371	Suwitanji Theresa MPONDELA	ZAM	7 Feb 00	1	<b>12.33</b>		0.180

### Heat 2

2

13 July 2017 17:19 START TIME

25° C TEMPERATURE 51 % HUMIDITY

+1.3m/s WIND

PLACE	BIB	NAME	COUNTRY	DATE OF BIRTH	LANE	RESULT	REACTION	Fn
1	1200	Kevona DAVIS	JAM	20 Dec 01	4	<b>11.45</b>	<b>Q</b>	0.167
2	1333	Mizgin AY	TUR	22 Jun 00	5	<b>11.57</b>	<b>Q</b> <b>PB</b>	0.158
3	1308	Tami ŠCANCAR	SLO	9 Mar 00	6	<b>11.93</b> [.922]	<b>Q</b>	0.202
4	1012	Yelena PEKHTIREVA	AZE	11 Jan 01	2	<b>11.93</b> [.930]	<b>PB</b>	0.161
5	1299	Joviale MBISHA	RSA	31 Oct 00	1	<b>11.99</b>	<b>PB</b>	0.152
6	1006	Guillermina COSSIO	ARG	16 Nov 00	8	<b>12.13</b>		0.151
7	1195	Gal KADMON	ISR	18 Apr 00	7	<b>12.17</b>		0.159
	1053	Luying GONG	CHN	22 Feb 00	3	<b>DNS</b>		

### ALL-TIME OUTDOOR TOP LIST

### SEASON OUTDOOR TOP LIST

RESULT	NAME	VENUE	DATE	RESULT	NAME	VENUE	2017
10.98	Candace HILL (USA)	Shoreline, WA	20 Jun 15	11.24	Kevona DAVIS (JAM)	Kingston (NS), JAM	23 Jun
11.10	Kaylin WHITNEY (USA)	Eugene (Hayward Field), OR	5 Jul 14	11.28	Sha'Carri RICHARDSON (USA)	Austin (Myers Stadium), TX	13 May
11.13	Chandra CHEESEBOROUGH (USA)	Eugene, OR	21 Jun 76	11.30	Briana WILLIAMS (JAM)	Kingston (NS), JAM	23 Jun
11.14	Marion JONES (USA)	Norwalk, CA	6 Jun 92	11.43	Kynneddy FLANNEL (USA)	Austin (Myers Stadium), TX	13 May
11.14	Anqela WILLIAMS (USA)	Edwardsville, IL	21 Jun 97	11.43	Thelma DAVIES (USA)	Greensboro, NC	17 Jun
11.16	Gabrielle MAYO (USA)	Indianapolis, IN	22 Jun 06	11.50	Sashieka STEELE (JAM)	Kingston (NS), JAM	11 Mar
11.17	Wendy VEREEN (USA)	Colorado Springs, CO	3 Jul 83	11.50	Michae HARRIOTT (JAM)	Kingston (NS), JAM	11 Mar
11.19	Khalifa ST FORT (TTO)	Cali (Pascual Guerrero)	16 Jul 15	11.51	Devine PARKER (BAH)	Nassau (T. Robinson Stadium)	15 Mar
11.20	Raelene BOYLE (AUS)	iudad de México (Estadio Olímpico)	15 Oct 68	11.53	Julien ALFRED (LCA)	Kingston (NS), JAM	11 Mar
11.24	Jeneba TARMOH (USA)	Indianapolis, IN	22 Jun 06	11.53	Arria MINOR (USA)	Lakewood, CO	21 May
11.24	Jodie WILLIAMS (GBR)	Bedford, GBR	31 May 10				
11.24	Kevona DAVIS (JAM)	Kingston (NS), JAM	23 Jun 17				

# SUMMARY



## 400 Metres Girls - Semi-Final

First 3 in each heat (Q) and the next 2 fastest (q) advance to the Final

RECORDS	RESULT	NAME	COUNTRY	AGE	VENUE	DATE
World U18 Best	<b>WU18B</b>	50.01 Jing LI	CHN	17	Shanghai	18 Oct 1997
Championship Record	<b>CR</b>	51.19 Nawal EL JACK	SUD	17	Marrakech (Sidi Youssef Ben Ali)	15 Jul 2005
World U18 Leading	<b>WU18L</b>	52.05 Arria MINOR	USA	16	Sacramento (Hornet Stadium), CA	24 Jun 2017

13 July 2017

RANK	PLACE	HEAT	LANE	BIB	NAME	COUNTRY	DATE of BIRTH	RESULT	
1	1	2	5	1092	Barbora MALÍKOVÁ	CZE	30 Dec 01	<b>53.77</b>	Q <b>PB</b>
2	2	2	3	1222	Mary MORAA	KEN	15 Jun 00	<b>53.88</b>	Q <b>PB</b>
3	1	1	5	1013	Doneisha ANDERSON	BAH	21 Sep 00	<b>54.37</b>	Q
4	3	2	4	1038	Giovana Rosalia DOS SANTOS	BRA	8 Aug 00	<b>54.55</b>	Q
5	2	1	6	1370	Niddy MINGILISHI	ZAM	24 Aug 01	<b>54.58</b>	Q
6	3	1	8	1320	Katarina SEKULIC	SRB	3 Jun 00	<b>54.68</b>	Q <b>PB</b>
7	4	1	4	1099	Milagros DURÁN	DOM	10 Sep 00	<b>54.84</b>	q <b>PB</b>
8	4	2	6	1202	Shaquena FOOTE	JAM	23 Jul 01	<b>55.21</b>	q
9	5	1	3	1217	Sharon JEBET	KEN	10 Oct 00	<b>55.34</b>	<b>PB</b>
10	5	2	8	1158	Laura KAUFMANN	GER	28 Jan 00	<b>55.70</b>	
11	6	1	7	1288	Maria SCROB	ROU	18 Nov 01	<b>55.88</b>	<b>PB</b>
12	7	1	1	1121	Hana AMSALU	ETH	27 Mar 01	<b>55.90</b>	
13	8	1	2	1044	Elena GEORGIEVA	BUL	23 Jun 01	<b>56.22</b>	
14	6	2	7	1281	Bianca Georgiana ANTON	ROU	21 Jan 00	<b>56.53</b>	
15	7	2	2	1192	Maryam MOHEBBI	IRI	26 Jan 00	<b>56.68</b>	
16	8	2	1	1207	Aliya BOSHNAK	JOR	19 Dec 00	<b>57.88</b>	

### ALL-TIME OUTDOOR TOP LIST

RESULT	NAME	VENUE	DATE
50.01	Jing LI (CHN)	Shanghai	18 Oct 97
50.48	Grit BREUER (GDR)	Neubrandenburg (Jahn Sportpark)	22 Jul 89
50.69	Sanya RICHARDS-ROSS (USA)	Palo Alto, CA	22 Jun 02
50.74	Monique HENDERSON (USA)	Norwalk, CA	3 Jun 00
50.84	Christina BREHMER-LATHAN (GDR)	Halle	21 Jun 75
51.04	Kadecia BAIRD (GUY)	Barcelona (Estadio Olímpico)	13 Jul 12
51.09	Sherrrie HOWARD (USA)	Colorado Springs, CO	28 Jul 79
51.16	Linsey MACDONALD (GBR)	London (Crystal Palace)	15 Jun 80
51.19	Nawal EL JACK (SUD)	Marrakech (Sidi Youssef Ben Ali)	15 Jul 05
51.30	Danijela GRGIC (CRO)	Marrakech (Sidi Youssef Ben Ali)	15 Jul 05

### SEASON OUTDOOR TOP LIST

RESULT	NAME	VENUE	2017
52.05	Arria MINOR (USA)	Sacramento (Hornet Stadium), CA	24 Jun
52.94	Kennedy SIMON (USA)	Mount Berry, GA	13 May
52.96	Ella CONNOLLY (AUS)	Sydney (SOPAC)	27 Mar
53.01	Sanique WALKER (JAM)	Kingston (NS), JAM	5 Mar
53.02	Bendere OBOYA (AUS)	Sydney (SOPAC)	27 Mar
53.02	Bailey LEAR (USA)	Lucas, TX	20 May
53.24	Elise LASSER (BEL)	Bruxelles (Boudewijnstadion)	2 Jul
53.36	Sterling LESTER (USA)	Powder Springs, GA	29 Apr
53.44	Abigail BROOKS (JAM)	Kingston (NS), JAM	5 Mar
53.51	Kimberly HARRIS (USA)	Greensboro, NC	18 Jun

# RESULTS



## 400 Metres Girls - Semi-Final

First 3 in each heat (Q) and the next 2 fastest (q) advance to the Final

RECORDS	RESULT	NAME	COUNTRY	AGE	VENUE	DATE
World U18 Best	<b>WU18B</b>	50.01	Jing LI	CHN	17	Shanghai 18 Oct 1997
Championship Record	<b>CR</b>	51.19	Nawal EL JACK	SUD	17	Marrakech (Sidi Youssef Ben Ali) 15 Jul 2005
World U18 Leading	<b>WU18L</b>	52.05	Arria MINOR	USA	16	Sacramento (Hornet Stadium), CA 24 Jun 2017

### Heat 1

2

13 July 2017 18:15 START TIME

25° C TEMPERATURE 51 % HUMIDITY

PLACE	BIB	NAME	COUNTRY	DATE OF BIRTH	LANE	RESULT	REACTION	Fn
1	1013	Doneisha ANDERSON	BAH	21 Sep 00	5	<b>54.37</b>	Q	0.283
2	1370	Niddy MINGILISHI	ZAM	24 Aug 01	6	<b>54.58</b>	Q	0.200
3	1320	Katarina SEKULIC	SRB	3 Jun 00	8	<b>54.68</b>	Q PB	0.224
4	1099	Milagros DURÁN	DOM	10 Sep 00	4	<b>54.84</b>	q PB	0.214
5	1217	Sharon JEBET	KEN	10 Oct 00	3	<b>55.34</b>	PB	
6	1288	Maria SCROB	ROU	18 Nov 01	7	<b>55.88</b>	PB	0.212
7	1121	Hana AMSALU	ETH	27 Mar 01	1	<b>55.90</b>		0.174
8	1044	Elena GEORGIEVA	BUL	23 Jun 01	2	<b>56.22</b>		0.197

### Heat 2

2

13 July 2017 18:22 START TIME

22° C TEMPERATURE 65 % HUMIDITY

PLACE	BIB	NAME	COUNTRY	DATE OF BIRTH	LANE	RESULT	REACTION	Fn
1	1092	Barbora MALÍKOVÁ	CZE	30 Dec 01	5	<b>53.77</b>	Q PB	0.209
2	1222	Mary MORAA	KEN	15 Jun 00	3	<b>53.88</b>	Q PB	0.215
3	1038	Giovana Rosalia DOS SANTOS	BRA	8 Aug 00	4	<b>54.55</b>	Q	0.218
4	1202	Shaquena FOOTE	JAM	23 Jul 01	6	<b>55.21</b>	q	0.202
5	1158	Laura KAUFMANN	GER	28 Jan 00	8	<b>55.70</b>		0.209
6	1281	Bianca Georgiana ANTON	ROU	21 Jan 00	7	<b>56.53</b>		0.219
7	1192	Maryam MOHEBBI	IRI	26 Jan 00	2	<b>56.68</b>		0.222
8	1207	Aliya BOSNAK	JOR	19 Dec 00	1	<b>57.88</b>		0.000

#### ALL-TIME OUTDOOR TOP LIST

RESULT	NAME	VENUE	DATE
50.01	Jing LI (CHN)	Shanghai	18 Oct 97
50.48	Grit BREUER (GDR)	Neubrandenburg (Jahn Sportpark)	22 Jul 89
50.69	Sanya RICHARDS-ROSS (USA)	Palo Alto, CA	22 Jun 02
50.74	Monique HENDERSON (USA)	Norwalk, CA	3 Jun 00
50.84	Christina BREHMER-LATHAN (GDR)	Halle	21 Jun 75
51.04	Kadecia BAIRD (GUY)	Barcelona (Estadio Olímpico)	13 Jul 12
51.09	Sherrie HOWARD (USA)	Colorado Springs, CO	28 Jul 79
51.16	Linsey MACDONALD (GBR)	London (Crystal Palace)	15 Jun 80
51.19	Nawal EL JACK (SUD)	Marrakech (Sidi Youssef Ben Ali)	15 Jul 05
51.30	Danijela GRGIC (CRO)	Marrakech (Sidi Youssef Ben Ali)	15 Jul 05

#### SEASON OUTDOOR TOP LIST

RESULT	NAME	VENUE	2017
52.05	Arria MINOR (USA)	Sacramento (Hornet Stadium), CA	24 Jun
52.94	Kennedy SIMON (USA)	Mount Berry, GA	13 May
52.96	Ella CONNOLLY (AUS)	Sydney (SOPAC)	27 Mar
53.01	Sanique WALKER (JAM)	Kingston (NS), JAM	5 Mar
53.02	Bendere OBOYA (AUS)	Sydney (SOPAC)	27 Mar
53.02	Bailey LEAR (USA)	Lucas, TX	20 May
53.24	Elise LASSER (BEL)	Bruxelles (Boudewijnstadion)	2 Jul
53.36	Sterling LESTER (USA)	Powder Springs, GA	29 Apr
53.44	Abigail BROOKS (JAM)	Kingston (NS), JAM	5 Mar
53.51	Kimberly HARRIS (USA)	Greensboro, NC	18 Jun





# RESULTS



## 800 Metres Girls - Round 1

First 3 in each heat (Q) and the next 4 fastest (q) advance to the Semi-Finals

**BIB 1280 DISQUALIFIED BY THE REFEREE**

RECORDS	RESULT	NAME	COUNTRY	AGE	VENUE	DATE
World U18 Best	<b>WU18B</b>	1:57.18	Yuan WANG	CHN	17	Beijing (NOCAS) 8 Sep 1993
Championship Record	<b>CR</b>	2:01.13	Anita HINRIKSDÓTTIR	ISL	17	Donetsk 14 Jul 2013
World U18 Leading	<b>WU18L</b>	2:01.46	Keely SMALL	AUS	16	Canberra (AISAT) 11 Mar 2017

### Heat 1

4

13 July 2017 11:04 START TIME

17° C TEMPERATURE 88 % HUMIDITY

PLACE	BIB	NAME	COUNTRY	DATE OF BIRTH	LANE	RESULT
1	1220	Lydia JERUTO	KEN	23 Nov 00	4	2:10.37 Q
2	1249	Chaimae ISMAILI	MAR	29 Mar 00	6	2:13.15 Q
3	1285	Andreea-Raissa HOJDA	ROU	14 Jul 01	5	2:14.42 Q
4	1325	Louris DANOUN	SYR	23 Oct 01	8	2:18.69
5	1373	Arage MUTOMBO	ZIM	1 Aug 00	2	2:19.19
6	1342	Medine ÖKTE	TUR	4 Jun 00	3	2:21.72
	1020	Aleksandra ROLJIC	BIH	16 Jan 01	7	DQ 163.3(a)

NOTE IAAF Rule 163.3(a) - Lane infringement

INTERMEDIATE TIMES 400m 1220 Lydia JERUTO 1:05.65

### Heat 2

4

13 July 2017 11:13 START TIME

17° C TEMPERATURE 88 % HUMIDITY

PLACE	BIB	NAME	COUNTRY	DATE OF BIRTH	LANE	RESULT
1	1372	Vimbayi MAISOVOREVA	ZIM	25 Jan 00	8	2:11.09 Q PB
2	1244	Lena KIEFFER	LUX	26 Jul 01	7	2:11.35 Q
3	1018	Katarina LEMEZ	BIH	16 Jun 00	5	2:16.83 Q
4	1011	Sunday Kamisa PETER	ART	1 Jan 00	6	2:32.76 PB
	1201	Cemore DONALD	JAM	14 Feb 01	3	DNF
	1124	Netsanet DESTA	ETH	26 Oct 00	4	DQ 163.3(a)
	1280	Adanelys RODRÍGUEZ	PUR	15 Aug 01	2	DQ 163.3(a)

NOTE IAAF Rule 163.3(a) - Lane infringement

INTERMEDIATE TIMES 400m 1280 Adanelys RODRÍGUEZ 1:01.52

### Heat 3

4

13 July 2017 11:20 START TIME

17° C TEMPERATURE 88 % HUMIDITY

PLACE	BIB	NAME	COUNTRY	DATE OF BIRTH	LANE	RESULT
1	1229	Jackline WAMBUI	KEN	8 Feb 00	2	2:08.24 Q
2	1130	Hirut MESHESHA	ETH	20 Jan 01	3	2:09.74 Q
3	1314	Klara LUKAN	SLO	8 Sep 00	6	2:11.66 Q
4	1001	Relaksa DAUTI	ALB	2 Oct 01	4	2:13.01 q
5	1344	Tugba TOPTAS	TUR	11 Jul 00	5	2:13.50 q
	1187	Ankita CHAHAL	IND	7 Oct 00	7	DQ 163.3(a)

NOTE IAAF Rule 163.3(a) - Lane infringement

INTERMEDIATE TIMES 400m 1130 Hirut MESHESHA 1:04.61

### Heat 4

4

13 July 2017 11:28 START TIME

17° C TEMPERATURE 88 % HUMIDITY

PLACE	BIB	NAME	COUNTRY	DATE OF BIRTH	LANE	RESULT
1	1269	Milena KORBUT	POL	8 Aug 00	4	2:11.67 Q
2	1194	Sivan AUERBACH	ISR	2 Apr 00	6	2:11.97 Q SB
3	1079	María de L. CALDERÍN	CUB	14 May 00	2	2:12.01 Q
4	1357	Kateryna KOVAL	UKR	9 Jul 00	5	2:12.58 q
5	1238	Monika ŠALTENYTE	LTU	25 Nov 00	7	2:13.84 q
6	1064	Jinlian TAN	CHN	15 Mar 00	3	2:15.77

INTERMEDIATE TIMES 400m 1064 Jinlian TAN 1:01.54

**RESULTS**  
**800 Metres Girls - Round 1**

ALL-TIME OUTDOOR TOP LIST				SEASON OUTDOOR TOP LIST			
RESULT	NAME	VENUE	DATE	RESULT	NAME	VENUE	2017
1:57.18	Yuan WANG (CHN)	Beijing (NOCAS)	8 Sep 93	2:01.46	Keely SMALL (AUS)	Canberra (AISAT)	11 Mar
1:58.16	Na LIN (CHN)	Shanghai	22 Oct 97	2:03.17	Lydia JERUTO (KEN)	Nairobi (Nyayo Stadium)	10 Jun
1:59.51	Mary CAIN (USA)	Eugene (Hayward Field), OR	1 Jun 13	2:04.12	Netsanet DESTA (ETH)	Assela (Green Stadium)	16 Jun
1:59.65	Marion HÜBNER (GDR)	Karl-Marx-Stadt	11 Aug 79	2:04.30	Delia SCLABAS (SUI)	Belfort	9 Jun
1:59.75	Charlotte MOORE (GBR)	Manchester (City Stadium)	29 Jul 02	2:04.52	Anna BURT (GBR)	Manchester (Sportcity)	27 May
1:59.96	Birthe BRUHNS (GDR)	Leipzig	29 Jul 87	2:04.63	Eloisa COIRO (ITA)	Trieste	1 Jul
2:00.06	Elena Mirela LAVRIC (ROU)	szcz (Zdzislaw Krzyszkowiak)	11 Jul 08	2:04.64	María de L. CALDERÍN (CUB)	Habana (Estadio Panamericano)	17 Mar
2:00.49	Anita HINRIKSDÓTTIR (ISL)	Mannheim	30 Jun 13	2:04.64	Isabelle BOFFEY (GBR)	Loughborough	21 May
2:00.90	Girdish NEGUSSIE (ETH)	Berlin	8 Jul 87	2:05.29	Hirut MESHESHA (ETH)	Assela (Green Stadium)	16 Jun
2:00.96	Jessica JUDD (GBR)	Barcelona (Estadio Olímpico)	12 Jul 12	2:05.70	Carley THOMAS (AUS)	Sydney (SOPAC)	29 Mar

# SUMMARY



## 400 Metres Hurdles Girls - Round 1

First 2 in each heat (Q) and the next 2 fastest (q) advance to the Final

RECORDS	RESULT	NAME	COUNTRY	AGE	VENUE	DATE
World U18 Best	<b>WU18B</b>	54.15 Sydney MCLAUGHLIN	USA	17	Eugene (Hayward Field), OR	10 Jul 2016
Championship Record	<b>CR</b>	55.94 Sydney MCLAUGHLIN	USA	16	Cali (Pascual Guerrero)	18 Jul 2015
World U18 Leading	<b>WU18L</b>	57.27 Sanique WALKER	JAM	17	Kingston (NS), JAM	31 Mar 2017

13 July 2017

RANK	PLACE	HEAT	LANE	BIB	NAME	COUNTRY	DATE of BIRTH	RESULT	
1	1	3	4	1206	Sanique WALKER	JAM	8 Apr 00	<b>58.74</b>	Q
2	2	3	6	1240	Gabija GALVYDYTE	LTU	17 Jan 00	<b>58.94</b>	Q <b>PB</b>
3	1	2	5	1304	Zeney VAN DER WALT	RSA	22 May 00	<b>59.60</b>	Q
4	2	2	8	1176	Gisele WENDER	GER	25 Apr 00	<b>59.76</b>	Q
5	3	3	8	1073	Valeria CABEZAS	COL	16 Jan 01	<b>59.90</b>	q
6	1	1	6	1034	Chayenne DA SILVA	BRA	5 Feb 00	<b>1:00.05</b>	Q <b>PB</b>
7	2	1	5	1143	Shana GREBO	FRA	19 Nov 00	<b>1:00.11</b>	Q <b>PB</b>
8	3	1	1	1059	Jiadie MO	CHN	6 Jan 00	<b>1:00.28</b>	q
9	4	3	5	1023	Valiantsina CHYMBAR	BLR	2 Aug 00	<b>1:00.38</b>	<b>PB</b>
10	4	1	4	1300	Gontse MORAKE	RSA	16 Jun 01	<b>1:00.59</b>	
11	5	1	8	1119	Piibe Kirke ALJAS	EST	16 Mar 00	<b>1:00.74</b>	<b>PB</b>
12	5	3	3	1248	Sara EL HACHIMI	MAR	6 Jun 00	<b>1:00.79</b>	
13	3	2	4	1219	Leah JERUTO	KEN	12 May 00	<b>1:01.11</b>	<b>PB</b>
14	6	1	2	1090	Kristýna KORELOVÁ	CZE	27 Sep 01	<b>1:01.26</b>	<b>PB</b>
15	4	2	2	1003	Loubna BENHADJA	ALG	11 Feb 01	<b>1:01.41</b>	<b>PB</b>
16	5	2	6	1369	Le Thi Hong HAN	VIE	23 Aug 00	<b>1:01.73</b>	
17	6	2	7	1254	Alejandra Paola ZULUAGA	MEX	25 Mar 00	<b>1:02.23</b>	
18	7	1	7	1350	Tetyana BEZSHYYKO	UKR	10 Feb 00	<b>1:02.74</b>	
19	6	3	2	1058	Xuejie MA	CHN	23 Dec 01	<b>1:03.61</b>	
20	7	3	7	1209	Irene AKINYI	KEN	20 Aug 00	<b>1:04.31</b>	
21	8	1	3	1047	Fatoumata KOALA	BUR	1 Jan 00	<b>1:05.42</b>	
22	7	2	3	1041	Jéssica Vitoria MOREIRA	BRA	16 Nov 01	<b>1:08.87</b>	

ALL-TIME OUTDOOR TOP LIST				SEASON OUTDOOR TOP LIST			
RESULT	NAME	VENUE	DATE	RESULT	NAME	VENUE	2017
54.15	Sydney MCLAUGHLIN (USA)	Eugene (Hayward Field), OR	10 Jul 16	57.27	Sanique WALKER (JAM)	Kingston (NS), JAM	31 Mar
55.20	Leslie MAXIE (USA)	San Jose, CA	9 Jun 84	57.55	Masai RUSSELL (USA)	Sacramento (Hornet Stadium), CA	24 Jun
55.30	Rui LI (CHN)	Nanjing	26 Oct 95	57.94	Zeney VAN DER WALT (RSA)	Cape Town (Green Point)	8 Apr
55.43	Shuju LI (CHN)	Shanghai	21 Oct 97	58.21	Gontse MORAKE (RSA)	Cape Town (Green Point)	8 Apr
55.96	Ebony COLLINS (USA)	Marrakech (Sidi Youssef Ben Ali)	15 Jul 05	58.94	Gabija GALVYDYTE (LTU)	Nairobi	13 Jul
56.01	Radoshtina DIMITROVA (BUL)	Schwechat	28 Aug 83	59.15	Jiadie MO (CHN)	Guiyang	26 Jun
56.22	Claudia BARTL (GDR)	Cottbus	25 Aug 85	59.26	Juli VERCUIEL (RSA)	Cape Town (Green Point)	8 Apr
56.23	Jana PITTMAN (AUS)	Sydney	18 Dec 99	59.28	Roqail JOSEPH (RSA)	Cape Town (Green Point)	8 Apr
56.43	Ionela TÁRLEA (ROU)	San Sebastián	1 Aug 93	59.32	Sára MÁTÓ (HUN)	Szekszárd	13 May
56.50	Kate Chiwedu OBILOR (NGR)	Lagos, NGR	21 Jul 01	59.52	Gisele WENDER (GER)	Schweinfurt	24 Jun





# RESULTS



## 400 Metres Hurdles Girls - Round 1

First 2 in each heat (Q) and the next 2 fastest (q) advance to the Final

RECORDS	RESULT	NAME	COUNTRY	AGE	VENUE	DATE
World U18 Best	<b>WU18B</b>	54.15 Sydney MCLAUGHLIN	USA	17	Eugene (Hayward Field), OR	10 Jul 2016
Championship Record	<b>CR</b>	55.94 Sydney MCLAUGHLIN	USA	16	Cali (Pascual Guerrero)	18 Jul 2015
World U18 Leading	<b>WU18L</b>	57.27 Sanique WALKER	JAM	17	Kingston (NS), JAM	31 Mar 2017

### Heat 1

3

13 July 2017 10:24 START TIME

16° C TEMPERATURE 88% HUMIDITY

PLACE	BIB	NAME	COUNTRY	DATE of BIRTH	LANE	RESULT	REACTION	Fn
1	1034	Chayenne DA SILVA	BRA	5 Feb 00	6	1:00.05	Q PB	0.197
2	1143	Shana GREBO	FRA	19 Nov 00	5	1:00.11	Q PB	0.160
3	1059	Jiadie MO	CHN	6 Jan 00	1	1:00.28	q	0.241
4	1300	Gontse MORAKE	RSA	16 Jun 01	4	1:00.59		0.203
5	1119	Piibe Kirke ALJAS	EST	16 Mar 00	8	1:00.74	PB	0.202
6	1090	Kristýna KORELOVÁ	CZE	27 Sep 01	2	1:01.26	PB	0.177
7	1350	Tetyana BEZSHYYKO	UKR	10 Feb 00	7	1:02.74		0.166
8	1047	Fatoumata KOALA	BUR	1 Jan 00	3	1:05.42		0.274

### Heat 2

3

13 July 2017 10:32 START TIME

16° C TEMPERATURE 88% HUMIDITY

PLACE	BIB	NAME	COUNTRY	DATE of BIRTH	LANE	RESULT	REACTION	Fn
1	1304	Zeney VAN DER WALT	RSA	22 May 00	5	59.60	Q	0.231
2	1176	Gisele WENDER	GER	25 Apr 00	8	59.76	Q	0.258
3	1219	Leah JERUTO	KEN	12 May 00	4	1:01.11	PB	0.216
4	1003	Loubna BENHADJA	ALG	11 Feb 01	2	1:01.41	PB	0.421
5	1369	Le Thi Hong HAN	VIE	23 Aug 00	6	1:01.73		0.194
6	1254	Alejandra Paola ZULUAGA	MEX	25 Mar 00	7	1:02.23		0.243
7	1041	Jéssica Vitoria MOREIRA	BRA	16 Nov 01	3	1:08.87		0.217

### Heat 3

3

13 July 2017 10:40 START TIME

16° C TEMPERATURE 88% HUMIDITY

PLACE	BIB	NAME	COUNTRY	DATE of BIRTH	LANE	RESULT	REACTION	Fn
1	1206	Sanique WALKER	JAM	8 Apr 00	4	58.74	Q	0.184
2	1240	Gabija GALVYDYTE	LTU	17 Jan 00	6	58.94	Q PB	0.206
3	1073	Valeria CABEZAS	COL	16 Jan 01	8	59.90	q	0.195
4	1023	Valiantsina CHYMBAR	BLR	2 Aug 00	5	1:00.38	PB	
5	1248	Sara EL HACHIMI	MAR	6 Jun 00	3	1:00.79		0.198
6	1058	Xuejie MA	CHN	23 Dec 01	2	1:03.61		0.292
7	1209	Irene AKINYI	KEN	20 Aug 00	7	1:04.31		

#### ALL-TIME OUTDOOR TOP LIST

RESULT	NAME	VENUE	DATE
54.15	Sydney MCLAUGHLIN (USA)	Eugene (Hayward Field), OR	10 Jul 16
55.20	Leslie MAXIE (USA)	San Jose, CA	9 Jun 84
55.30	Rui LI (CHN)	Nanjing	26 Oct 95
55.43	Shuju LI (CHN)	Shanghai	21 Oct 97
55.96	Ebony COLLINS (USA)	Marrakech (Sidi Youssef Ben Ali)	15 Jul 05
56.01	Radoshtina DIMITROVA (BUL)	Schwechat	28 Aug 83
56.22	Claudia BARTL (GDR)	Cottbus	25 Aug 85
56.23	Jana PITTMAN (AUS)	Sydney	18 Dec 99
56.43	Ionela TÁRLEA (ROU)	San Sebastián	1 Aug 93
56.50	Kate Chiwedu OBILOR (NGR)	Lagos, NGR	21 Jul 01

#### SEASON OUTDOOR TOP LIST

RESULT	NAME	VENUE	2017
57.27	Sanique WALKER (JAM)	Kingston (NS), JAM	31 Mar
57.55	Masai RUSSELL (USA)	Sacramento (Hornet Stadium), CA	24 Jun
57.94	Zeney VAN DER WALT (RSA)	Cape Town (Green Point)	8 Apr
58.21	Gontse MORAKE (RSA)	Cape Town (Green Point)	8 Apr
58.94	Gabija GALVYDYTE (LTU)	Nairobi	13 Jul
59.15	Jiadie MO (CHN)	Guiyang	26 Jun
59.26	Julie VERCUIEL (RSA)	Cape Town (Green Point)	8 Apr
59.28	Roqail JOSEPH (RSA)	Cape Town (Green Point)	8 Apr
59.32	Sára MÁTÓ (HUN)	Székszárd	13 May
59.52	Gisele WENDER (GER)	Schweinfurt	24 Jun

# SUMMARY



## Hammer Throw Girls - Qualification

With qualifying standard of 67.00 (Q) or at least the 12 best performers (q) advance to the Final

RECORDS	RESULT	NAME	COUNTRY	AGE	VENUE	DATE
World U18 Best <b>WU18B</b>	<b>76.04</b>	Réka GYURÁTZ	HUN	17	Zalaegerszeg	23 Jun 2013
Championship Record <b>CR</b>	<b>73.20</b>	Réka GYURÁTZ	HUN	17	Donetsk	13 Jul 2013
World U18 Leading <b>WU18L</b>	<b>69.87</b>	Yaritza de la C. MARTÍNEZ	CUB	17	La Habana (Estadio Panamericano)	30 Jun 2017

13 July 2017

RANK	PLACE	GROUP	BIB	NAME	COUNTRY	DATE of BIRTH	RESULT	
1	1	B	1083	Yaritza de la C. MARTÍNEZ	CUB	3 Feb 00	<b>67.90</b>	<b>Q</b>
2	1	A	1078	Amanda ALMENDÁRIZ	CUB	19 Nov 00	<b>66.92</b>	<b>q</b>
3	2	A	1116	Gema MARTÍ	ESP	19 Jul 00	<b>66.20</b>	<b>q</b>
4	3	A	1026	Katsiaryna VALADKEVICH	BLR	20 Jan 00	<b>65.31</b>	<b>q</b>
5	4	A	1343	Dünya Ezgi SAYAN	TUR	26 Feb 00	<b>64.61</b>	<b>q</b>
6	2	B	1117	Natalia SÁNCHEZ	ESP	8 May 00	<b>64.34</b>	<b>q</b>
7	5	A	1266	Ximena ZORRILLA	PER	2 Nov 00	<b>63.77</b>	<b>q</b> <b>PB</b>
8	3	B	1025	Tatsiana RAMANOVICH	BLR	26 Mar 00	<b>63.29</b>	<b>q</b>
9	4	B	1303	Tharina VAN DER WALT	RSA	22 Feb 00	<b>63.10</b>	<b>q</b>
10	6	A	1270	Aleksandra KUFEL	POL	7 Sep 01	<b>62.85</b>	<b>q</b>
11	5	B	1138	Juliette CIOFANI	FRA	5 Sep 00	<b>62.65</b>	<b>q</b>
12	7	A	1310	Lina CATER	SLO	5 Oct 00	<b>62.10</b>	<b>q</b>
13	6	B	1054	Li JI	CHN	14 Dec 00	<b>61.87</b>	
14	8	A	1172	Rebecca TOMANN	GER	5 May 00	<b>61.86</b>	
15	7	B	1250	Grace WONG XIU MEI	MAS	18 Jan 00	<b>61.28</b>	<b>PB</b>
16	9	A	1363	Antonella CREAZZOLA	VEN	29 Jan 00	<b>60.98</b>	
17	8	B	1097	Lisse Lote JEPSEN	DEN	24 Sep 00	<b>59.28</b>	
18	9	B	1252	Diana Guadalupe JACOBO	MEX	31 Jul 00	<b>56.05</b>	
19	10	B	1355	Valeriya IVANENKO	UKR	16 Aug 01	<b>55.91</b>	
20	11	B	1278	Angelika WOZNIK	POL	21 May 00	<b>54.86</b>	
		A	1290	Ana Adela STANCIU	ROU	13 Jun 00	<b>NM</b>	
		A	1208	Christabel ABUTI	KEN	25 Dec 00	<b>NM</b>	

ALL-TIME OUTDOOR TOP LIST				SEASON OUTDOOR TOP LIST			
RESULT	NAME	VENUE	DATE	RESULT	NAME	VENUE	2017
76.04	Réka GYURÁTZ (HUN)	Zalaegerszeg	23 Jun 13	69.87	Yaritza de la C. MARTÍNEZ (CUB)	La Habana (Estadio Panamericano)	30 Jun
74.38	Helga VÖLGYI (HUN)	Zalaegerszeg	23 Jun 13	69.58	Ana Adela STANCIU (ROU)	Istanbul	3 Jun
73.97	Zsófia BÁCASKAY (HUN)	Budapest	1 Mar 14	69.04	Katsiaryna VALADKEVICH (BLR)	Grodno	16 Jun
73.33	Barbara ŠPILER (SLO)	Varaždin	5 Jul 08	68.38	Amanda ALMENDÁRIZ (CUB)	La Habana (Estadio Panamericano)	14 Mar
71.68	Sofia PALKINA (RUS)	Adler (Stadion Yunost)	23 Feb 15	68.29	Neele KOOPMANN (GER)	Fränkisch-Crumbach	5 Jun
71.14	Alexandra HULLEY (AUS)	Adelaide (Santos Stadium)	6 Dec 14	68.00	Valeriya IVANENKO (UKR)	Bursa	7 May
71.01	Petra JAKELJIC (CRO)	Sokolac	29 Jul 12	67.85	Zsanett NÉMETH (HUN)	Szombathely	29 Apr
70.72	Grete AHLBERG (SWE)	Kalmar	23 Aug 15	67.81	Li JI (CHN)	Bangkok (National Stadium)	21 May
70.27	Lucia PRINETTI ANZALAPAYA (ITA)	Olympic Stadium	21 Aug 14	67.37	Gema MARTÍ (ESP)	Getafe	25 Jun
70.00	Beatrice Nedberge LLANO (NOR)	Haugesund	5 Sep 14	66.99	Tharina VAN DER WALT (RSA)	Pretoria (Tuks)	13 May

# RESULTS



## Hammer Throw Girls - Qualification

With qualifying standard of 67.00 (Q) or at least the 12 best performers (q) advance to the Final

RECORDS	RESULT	NAME	COUNTRY	AGE	VENUE	DATE
World U18 Best <b>WU18B</b>	<b>76.04</b>	Réka GYURÁTZ	HUN	17	Zalaegerszeg	23 Jun 2013
Championship Record <b>CR</b>	<b>73.20</b>	Réka GYURÁTZ	HUN	17	Donetsk	13 Jul 2013
World U18 Leading <b>WU18L</b>	<b>69.87</b>	Yaritza de la C. MARTÍNEZ	CUB	17	La Habana (Estadio Panamericano)	30 Jun 2017

### Group A

**13 July 2017 11:49** START TIME  
TEMPERATURE 17° C HUMIDITY 88 %  
12:33 END TIME  
18° C 83 %

PLACE	BIB	NAME	COUNTRY	DATE OF BIRTH	ORDER	RESULT	1	2	3
1	1078	Amanda ALMENDÁRIZ	CUB	19 Nov 00	4	<b>66.92</b> q	X	66.92	X
2	1116	Gema MARTÍ	ESP	19 Jul 00	3	<b>66.20</b> q	62.74	X	66.20
3	1026	Katsiaryna VALADKEVICH	BLR	20 Jan 00	9	<b>65.31</b> q	65.31	62.48	63.61
4	1343	Dünya Ezgi SAYAN	TUR	26 Feb 00	11	<b>64.61</b> q	61.88	64.61	63.67
5	1266	Ximena ZORRILLA	PER	2 Nov 00	5	<b>63.77</b> q <b>PB</b>	X	X	63.77
6	1270	Aleksandra KUFEL	POL	7 Sep 01	2	<b>62.85</b> q	X	62.85	X
7	1310	Lina CATER	SLO	5 Oct 00	6	<b>62.10</b> q	X	55.76	62.10
8	1172	Rebecca TOMANN	GER	5 May 00	8	<b>61.86</b>	X	X	61.86
9	1363	Antonella CREAZZOLA	VEN	29 Jan 00	10	<b>60.98</b>	59.04	59.15	60.98
	1208	Christabel ABUTI	KEN	25 Dec 00	7	<b>NM</b>	X	X	X
	1290	Ana Adela STANCIU	ROU	13 Jun 00	1	<b>NM</b>	X	X	X

### Group B

**13 July 2017 12:54** START TIME  
TEMPERATURE 18° C HUMIDITY 83 %  
13:49 END TIME  
20° C 73 %

PLACE	BIB	NAME	COUNTRY	DATE OF BIRTH	ORDER	RESULT	1	2	3
1	1083	Yaritza de la C. MARTÍNEZ	CUB	3 Feb 00	11	<b>67.90</b> Q	67.90		
2	1117	Natalia SÁNCHEZ	ESP	8 May 00	6	<b>64.34</b> q	X	62.78	64.34
3	1025	Tatsiana RAMANOVICH	BLR	26 Mar 00	1	<b>63.29</b> q	63.29	62.47	60.31
4	1303	Tharina VAN DER WALT	RSA	22 Feb 00	7	<b>63.10</b> q	X	61.76	63.10
5	1138	Juliette CIOFANI	FRA	5 Sep 00	3	<b>62.65</b> q	X	62.65	X
6	1054	Li JI	CHN	14 Dec 00	4	<b>61.87</b>	61.36	61.87	61.55
7	1250	Grace WONG XIU MEI	MAS	18 Jan 00	2	<b>61.28</b> <b>PB</b>	57.52	61.28	60.74
8	1097	Lisse Lote JEPSEN	DEN	24 Sep 00	9	<b>59.28</b>	X	X	59.28
9	1252	Diana Guadalupe JACOBO	MEX	31 Jul 00	8	<b>56.05</b>	56.05	X	X
10	1355	Valeriya IVANENKO	UKR	16 Aug 01	10	<b>55.91</b>	X	55.91	49.11
11	1278	Angelika WOZNIAK	POL	21 May 00	5	<b>54.86</b>	X	X	54.86

#### ALL-TIME OUTDOOR TOP LIST

RESULT	NAME	VENUE	DATE
76.04	Réka GYURÁTZ (HUN)	Zalaegerszeg	23 Jun 13
74.38	Helga VÖLGYI (HUN)	Zalaegerszeg	23 Jun 13
73.97	Zsófia BÁCISKAY (HUN)	Budapest	1 Mar 14
73.33	Barbara ŠPILER (SLO)	Varaždin	5 Jul 08
71.68	Sofia PALKINA (RUS)	Adler (Stadion Yunost)	23 Feb 15
71.14	Alexandra HULLEY (AUS)	Adelaide (Santos Stadium)	6 Dec 14
71.01	Petra JAKELJIC (CRO)	Sokolac	29 Jul 12
70.72	Grete AHLBERG (SWE)	Kalmar	23 Aug 15
70.27	Lucia PRINETTI ANZALAPAYA (ITA)	Olympic Stadium	21 Aug 14
70.00	Beatrice Nedberge LLANO (NOR)	Haugesund	5 Sep 14

#### SEASON OUTDOOR TOP LIST

RESULT	NAME	VENUE	2017
69.87	Yaritza de la C. MARTÍNEZ (CUB)	La Habana (Estadio Panamericano)	30 Jun
69.58	Ana Adela STANCIU (ROU)	Istanbul	3 Jun
69.04	Katsiaryna VALADKEVICH (BLR)	Grodno	16 Jun
68.38	Amanda ALMENDÁRIZ (CUB)	La Habana (Estadio Panamericano)	14 Mar
68.29	Neele KOOPMANN (GER)	Fränkisch-Crumbach	5 Jun
68.00	Valeriya IVANENKO (UKR)	Bursa	7 May
67.85	Zsanett NÉMETH (HUN)	Szombathely	29 Apr
67.81	Li JI (CHN)	Bangkok (National Stadium)	21 May
67.37	Gema MARTÍ (ESP)	Getafe	25 Jun
66.99	Tharina VAN DER WALT (RSA)	Pretoria (Tuks)	13 May

## MEDAL TABLE

**After Day 2 ( 13 July 2017 ), 8 of 39 Events**

PLACE	COUNTRY	TOTAL	W	M	X	GOLD				SILVER				BRONZE			
						TOTAL	W	M	X	TOTAL	W	M	X	TOTAL	W	M	X
<b>1</b>	<b>GER GERMANY</b>	<b>3</b>	<b>1</b>	<b>2</b>		<b>2</b>	<b>1</b>	<b>1</b>				<b>1</b>	<b>1</b>				
<b>2</b>	<b>RSA SOUTH AFRICA</b>	<b>4</b>		<b>4</b>		<b>1</b>	<b>1</b>		<b>2</b>	<b>2</b>		<b>1</b>	<b>1</b>				
<b>3</b>	<b>CHN PR OF CHINA</b>	<b>4</b>	<b>2</b>	<b>2</b>		<b>1</b>	<b>1</b>		<b>1</b>	<b>1</b>		<b>2</b>	<b>1</b>	<b>1</b>			
<b>4</b>	<b>CUB CUBA</b>	<b>2</b>		<b>2</b>		<b>1</b>	<b>1</b>		<b>1</b>	<b>1</b>							
<b>5</b>	<b>ETH ETHIOPIA</b>	<b>2</b>	<b>2</b>			<b>1</b>	<b>1</b>					<b>1</b>	<b>1</b>				
<b>6</b>	<b>FRA FRANCE</b>	<b>1</b>		<b>1</b>		<b>1</b>	<b>1</b>										
	<b>TUR TURKEY</b>	<b>1</b>	<b>1</b>			<b>1</b>	<b>1</b>										
<b>8</b>	<b>BLR BELARUS</b>	<b>1</b>		<b>1</b>					<b>1</b>	<b>1</b>							
	<b>KEN KENYA</b>	<b>1</b>	<b>1</b>						<b>1</b>	<b>1</b>							
	<b>LAT LATVIA</b>	<b>1</b>		<b>1</b>					<b>1</b>	<b>1</b>							
	<b>POL POLAND</b>	<b>1</b>	<b>1</b>						<b>1</b>	<b>1</b>							
<b>12</b>	<b>JAM JAMAICA</b>	<b>2</b>	<b>1</b>	<b>1</b>								<b>2</b>	<b>1</b>	<b>1</b>			
<b>13</b>	<b>ROU ROMANIA</b>	<b>1</b>		<b>1</b>								<b>1</b>	<b>1</b>				





**RECORDS SET**

**After Day 2 ( 13 July 2017 ), 8 of 39 Events**

**Boys**

110m Hurdles (91.4cm)

317 RUSSELL De'Jour - JAM

13.08 h 1

**CR**

Boys Total

0	1	0	0	0
---	---	---	---	---

*BOYS + GIRLS Total*

0	1	0	0	0
---	---	---	---	---



## PLACING TABLE

**After Day 2 ( 13 July 2017 ), 8 of 39 Events**

PLACE	POINTS	COUNTRY	Gold	Silver	Bronze	Fourth	Fifth	Sixth	Seventh	Eighth
1	39	RSA <b>SOUTH AFRICA</b>	1	2	1	1	1		1	
2	38	CHN <b>PR OF CHINA</b>	1	1	2		2		1	1
3	32	GER <b>GERMANY</b>	2		1	1	1			1
4	18	FRA <b>FRANCE</b>	1			1			2	1
5	15	CUB <b>CUBA</b>	1	1						
	15	JAM <b>JAMAICA</b>			2			1		
	15	POL <b>POLAND</b>		1		1		1		
8	14	ETH <b>ETHIOPIA</b>	1		1					
9	12	KEN <b>KENYA</b>		1		1				
10	11	BRA <b>BRAZIL</b>				2				1
	11	TUR <b>TURKEY</b>	1					1		
12	8	LAT <b>LATVIA</b>		1						1
13	7	BLR <b>BELARUS</b>		1						
	7	SLO <b>SLOVENIA</b>					1	1		
	7	UGA <b>UGANDA</b>					1	1		
16	6	ROU <b>ROMANIA</b>			1					
17	5	CHI <b>CHILE</b>				1				
18	4	ARG <b>ARGENTINA</b>						1		1
	4	BAH <b>BAHAMAS</b>						1		1
	4	BIH <b>BOSNIA-HERZEGOVINA</b>					1			
	4	MEX <b>MEXICO</b>					1			
22	3	LUX <b>LUXEMBOURG</b>						1		
23	2	CRO <b>CROATIA</b>							1	
	2	LTU <b>LITHUANIA</b>							1	
	2	KSA <b>SAUDI ARABIA</b>							1	
	2	UKR <b>UKRAINE</b>							1	
27	1	DOM <b>DOMINICAN REPUBLIC</b>								1

