

# RESULTS





## 100 Metres Boys - Final

RECORDS	RESULT	NAME	COUNTRY	AGE	VENUE	DATE
World U18 Best	<b>WU18B</b>	10.15 Anthony SCHWARTZ	USA	17	Gainesville, FL	31 Mar 2017
Championship Record	<b>CR</b>	10.28 Abdul Hakim SANI BROWN	JPN	16	Calí (Pascual Guerrero)	15 Jul 2015
World U18 Leading	<b>WU18L</b>	10.15 Anthony SCHWARTZ	USA	17	Gainesville, FL	31 Mar 2017

12 July 2017 19:24 START TIME 20° C TEMPERATURE 70 % HUMIDITY

 -0.3m/s WIND

PLACE	BIB	NAME	COUNTRY	DATE of BIRTH	LANE	RESULT	REACTION	Fn
1	431	Tshenolo LEMAO	RSA	17 Jun 00	5	10.57	0.186	
2	433	Retshidisitswe MLENGA	RSA	27 Feb 00	3	10.61	0.195	
3	323	Tyreke WILSON	JAM	10 Jan 00	6	10.65	0.213	
4	151	Arielton DOS SANTOS	BRA	19 Feb 00	4	10.73	0.205	
5	262	Nick KOCEVAR	GER	18 Jun 00	1	10.83	0.233	
6	126	Adrian CURRY	BAH	17 May 01	8	10.86	0.288	
7	349	 Abdu Ahmed MARZOUQ	KSA	16 Feb 00	2	11.01	0.211	
8	255	Luis BRANDNER	GER	9 Oct 00	7	11.13	0.244	

**NOTE**  Yellow Card - BIB 349 - 162.5(a) Aborting the start without valid reason

ALL-TIME OUTDOOR TOP LIST				SEASON OUTDOOR TOP LIST			
RESULT	NAME	VENUE	DATE	RESULT	NAME	VENUE	2017
10.15	Anthony SCHWARTZ (USA)	Gainesville, FL	31 Mar 17	10.15	Anthony SCHWARTZ (USA)	Gainesville, FL	31 Mar
10.19	Yoshihide KIRYU (JPN)	Fukuroi	3 Nov 12	10.31	Samuel PUROLA (FIN)	Mannheim (Hoffmann)	1 Jul
10.20	Darryl HARAWAY (USA)	Greensboro, NC	14 Jun 14	10.32	Keishawn EVERLY (USA)	Austin (Myers Stadium), TX	12 May
10.20	Tlotliso LEOTLELA (RSA)	Apia	7 Sep 15	10.34	Tyreke WILSON (JAM)	Kingston (NS), JAM	23 Jun
10.22	Abdul Hakim SANI BROWN (JPN)	Shanghai	14 May 16	10.37	Michael STEPHENS (JAM)	Kingston (NS), JAM	11 Mar
10.23	Tamunosiki ATORUDIBO (NGR)	Enugu	23 Mar 02	10.37	Retshidisitswe MLENGA (RSA)	Nairobi	12 Jul
10.23	Rynell PARSON (USA)	Indianapolis, IN	21 Jun 07	10.40	Enoch Olaoluwa ADEGOKE (NGR)	Abuja (National Stadium)	3 Jun
10.24	Darrel BROWN (TTO)	Bridgetown, BAR	14 Apr 01	10.42	Tshenolo LEMAO (RSA)	Potchefstroom (Puk McCarthur)	21 Apr
10.25	J-Mee SAMUELS (USA)	Knoxville, TN	11 Jul 04	10.45	Terrence Jr. HORNE (USA)	Gainesville, FL	30 Mar
10.25	Jeffery DEMPS (USA)	Knoxville, TN	1 Aug 07	10.47	Adrian CURRY (BAH)	Nassau (T. Robinson Stadium)	4 Feb
10.25	Jhevaughn MATHERSON (JAM)	Kingston (NS), JAM	5 Mar 16	10.47	Maikel Y. VIDAL (CUB)	La Habana (Estadio Panamericano)	3 Mar
				10.47	Jake DORAN (AUS)	Sydney (SOPAC)	27 Mar
				10.47	Xavier NAIRNE (JAM)	Kingston (NS), JAM	23 Jun

# RESULT PROGRESSION



## 100 Metres Boys - Final

RECORDS	RESULT	NAME	COUNTRY	AGE	VENUE	DATE
World U18 Best	<b>WU18B</b>	10.15 Anthony SCHWARTZ	USA	17	Gainesville, FL	31 Mar 2017
Championship Record	<b>CR</b>	10.28 Abdul Hakim SANI BROWN	JPN	16	Cali (Pascual Guerrero)	15 Jul 2015
World U18 Leading	<b>WU18L</b>	10.15 Anthony SCHWARTZ	USA	17	Gainesville, FL	31 Mar 2017

12 July 2017

RANK	BIB	NAME	COUNTRY	DATE of BIRTH	PHASE	HEAT	LANE	PLACE	RESULT	WIND
1	431	Tshenolo LEMAO	RSA	17 Jun 00	Final	1	5	1	<b>10.57</b>	-0.3
					Semi-Final	3	4	3	<b>10.50 Q</b>	+1.5
					Round 1	3	5	2	<b>10.54 Q</b>	-0.4
2	433	Retshidisitswe MLENGA	RSA	27 Feb 00	Final	1	3	2	<b>10.61</b>	-0.3
					Semi-Final	2	5	1	<b>10.37 Q</b> <b>PB</b>	+1.1
					Round 1	1	5	1	<b>10.48 Q</b>	-1.3
3	323	Tyreke WILSON	JAM	10 Jan 00	Final	1	6	3	<b>10.65</b>	-0.3
					Semi-Final	3	3	2	<b>10.47 Q</b>	+1.5
					Round 1	5	7	6	<b>10.60 Q</b>	+0.6
4	151	Arielton DOS SANTOS	BRA	19 Feb 00	Final	1	4	4	<b>10.73</b>	-0.3
					Semi-Final	1	4	4	<b>10.56 Q</b> <b>PB</b>	+0.7
					Round 1	1	3	10	<b>10.73 Q</b>	-1.3
5	262	Nick KOCEVAR	GER	18 Jun 00	Final	1	1	5	<b>10.83</b>	-0.3
					Semi-Final	3	6	5	<b>10.57 q</b> <b>PB</b>	+1.5
					Round 1	3	6	9	<b>10.68 Q</b> <b>PB</b>	-0.4
6	126	Adrian CURRY	BAH	17 May 01	Final	1	8	6	<b>10.86</b>	-0.3
					Semi-Final	2	3	6	<b>10.59 Q</b>	+1.1
					Round 1	4	8	7	<b>10.61 Q</b>	-0.6
7	349 <b>Y</b>	Abdu Ahmed MARZOUQ	KSA	16 Feb 00	Final	1	2	7	<b>11.01</b>	-0.3
					Semi-Final	3	5	7	<b>10.61 q</b> <b>PB</b>	+1.5
					Round 1	4	3	8	<b>10.68 Q</b> <b>PB</b>	-0.6
8	255	Luis BRANDNER	GER	9 Oct 00	Final	1	7	8	<b>11.13</b>	-0.3
					Semi-Final	1	5	9	<b>10.62 Q</b>	+0.7
					Round 1	2	2	3	<b>10.54 Q</b> <b>PB</b>	+0.6

**NOTE** **Y** Yellow Card - BIB 349 - 162.5(a) Aborting the start without valid reason

ALL-TIME OUTDOOR TOP LIST				SEASON OUTDOOR TOP LIST			
RESULT	NAME	VENUE	DATE	RESULT	NAME	VENUE	2017
10.15	Anthony SCHWARTZ (USA)	Gainesville, FL	31 Mar 17	10.15	Anthony SCHWARTZ (USA)	Gainesville, FL	31 Mar
10.19	Yoshihide KIRYU (JPN)	Fukuroi	3 Nov 12	10.31	Samuel PUROLA (FIN)	Mannheim (Hoffmann)	1 Jul
10.20	Darryl HARAWAY (USA)	Greensboro, NC	14 Jun 14	10.32	Keishawn EVERLY (USA)	Austin (Myers Stadium), TX	12 May
10.20	Tlotliso LEOTLELA (RSA)	Apia	7 Sep 15	10.34	Tyreke WILSON (JAM)	Kingston (NS), JAM	23 Jun
10.22	Abdul Hakim SANI BROWN (JPN)	Shanghai	14 May 16	10.37	Michael STEPHENS (JAM)	Kingston (NS), JAM	11 Mar
10.23	Tamunosiki ATORUDIBO (NGR)	Enugu	23 Mar 02	10.37	Retshidisitswe MLENGA (RSA)	Nairobi	12 Jul
10.23	Rynell PARSON (USA)	Indianapolis, IN	21 Jun 07	10.40	Enoch Olaoluwa ADEGOKE (NGR)	Abuja (National Stadium)	3 Jun
10.24	Darrel BROWN (TTO)	Bridgetown, BAR	14 Apr 01	10.42	Tshenolo LEMAO (RSA)	Potchefstroom (Puk McCarthur)	21 Apr
10.25	J-Mee SAMUELS (USA)	Knoxville, TN	11 Jul 04	10.45	Terrence Jr. HORNE (USA)	Gainesville, FL	30 Mar
10.25	Jeffery DEMPS (USA)	Knoxville, TN	1 Aug 07	10.47	Adrian CURRY (BAH)	Nassau (T. Robinson Stadium)	4 Feb
10.25	Jhevaughn MATHERSON (JAM)	Kingston (NS), JAM	5 Mar 16	10.47	Maikel Y. VIDAL (CUB)	La Habana (Estadio Panamericano)	3 Mar
				10.47	Jake DORAN (AUS)	Sydney (SOPAC)	27 Mar
				10.47	Xavier NAIRNE (JAM)	Kingston (NS), JAM	23 Jun

# SUMMARY



## 100 Metres Boys - Semi-Final

First 2 in each heat (Q) and the next 2 fastest (q) advance to the Final

RECORDS	RESULT	NAME	COUNTRY	AGE	VENUE	DATE
World U18 Best	<b>WU18B</b>	10.15 Anthony SCHWARTZ	USA	17	Gainesville, FL	31 Mar 2017
Championship Record	<b>CR</b>	10.28 Abdul Hakim SANI BROWN	JPN	16	Cali (Pascual Guerrero)	15 Jul 2015
World U18 Leading	<b>WU18L</b>	10.15 Anthony SCHWARTZ	USA	17	Gainesville, FL	31 Mar 2017

12 July 2017

RANK	PLACE	HEAT	LANE	BIB	NAME	COUNTRY	DATE of BIRTH	RESULT		WIND
1	1	2	5	433	Retshidisitswe MLENGA	RSA	27 Feb 00	<b>10.37</b>	Q <b>PB</b>	+1.1
2	1	3	3	323	Tyreke WILSON	JAM	10 Jan 00	<b>10.47</b>	Q	+1.5
3	2	3	4	431	Tshenolo LEMAO	RSA	17 Jun 00	<b>10.50</b>	Q	+1.5
4	1	1	4	151	Arielton DOS SANTOS	BRA	19 Feb 00	<b>10.56</b>	Q <b>PB</b>	+0.7
5	3	3	6	262	Nick KOCEVAR	GER	18 Jun 00	<b>10.57</b>	q <b>PB</b>	+1.5
6	2	2	3	126	Adrian CURRY	BAH	17 May 01	<b>10.59</b>	Q	+1.1
7	4	3	5	349	Abdu Ahmed MARZOUQ	KSA	16 Feb 00	<b>10.61</b>	q <b>PB</b>	+1.5
8	5	3	7	165	Yonglian HUANG	CHN	12 Nov 00	<b>10.62</b> (.611)	<b>PB</b>	+1.5
9	2	1	5	255	Luis BRANDNER	GER	9 Oct 00	<b>10.62</b> (.612)	Q	+0.7
10	3	2	8	173	Hanbo SUO	CHN	19 Dec 00	<b>10.65</b>	<b>PB</b>	+1.1
11	3	1	6	111	Mohamed Mehdi ZEKRAOUI	ALG	5 Jan 00	<b>10.67</b> (.667)		+0.7
12	4	2	4	212	Danelson MAHAUTIERE	DMA	15 Mar 00	<b>10.67</b> (.670)	<b>PB</b>	+1.1
13	4	1	3	127	Joel JOHNSON	BAH	8 Sep 00	<b>10.68</b>	<b>PB</b>	+0.7
14	5	1	7	211	Tobias Gorgone LARSEN	DEN	2 Jan 00	<b>10.74</b> (.731)		+0.7
15	6	3	8	333	Elijah Onkware MATHEW	KEN	7 Feb 00	<b>10.74</b> (.739)	<b>PB</b>	+1.5
16	6	1	1	279	Yee Hin Rico TSE	HKG	20 Jan 00	<b>10.77</b>		+0.7
17	5	2	1	374	Muhammad Aiedel SA'ADON	MAS	11 Aug 00	<b>10.80</b>	<b>PB</b>	+1.1
18	7	1	8	510	Oleksandr SAVENKO	UKR	9 Jul 00	<b>10.82</b>		+0.7
19	6	2	2	389	Theron HUMAN	NAM	11 Aug 00	<b>10.84</b>		+1.1
20	8	1	2	379	Rodrigo GUZMÁN	MEX	1 Jan 00	<b>10.86</b>		+0.7
21	7	3	2	109	Mehdi NAIT ABDELAZIZ	ALG	15 Jun 00	<b>10.97</b>		+1.5
22	8	3	1	441	Joshua HAN WEI CHUA	SGP	20 Jan 00	<b>11.05</b>		+1.5
23	7	2	6	508	Vasyl MAKUKH	UKR	14 Jan 00	<b>11.41</b>		+1.1
		2	7	356	Mojela Eugene KONESHE	LES	27 Jan 01	<b>DQ</b>	162.7	+1.1

**NOTE** IAAF Rule 162.7 - False Start

ALL-TIME OUTDOOR TOP LIST				SEASON OUTDOOR TOP LIST			
RESULT	NAME	VENUE	DATE	RESULT	NAME	VENUE	2017
10.15	Anthony SCHWARTZ (USA)	Gainesville, FL	31 Mar 17	10.15	Anthony SCHWARTZ (USA)	Gainesville, FL	31 Mar
10.19	Yoshihide KIRYU (JPN)	Fukuroi	3 Nov 12	10.31	Samuel PUROLA (FIN)	Mannheim (Hoffmann)	1 Jul
10.20	Darryl HARAWAY (USA)	Greensboro, NC	14 Jun 14	10.32	Keishawn EVERLY (USA)	Austin (Myers Stadium), TX	12 May
10.20	Tlotliso LEOTLELA (RSA)	Apia	7 Sep 15	10.34	Tyreke WILSON (JAM)	Kingston (NS), JAM	23 Jun
10.22	Abdul Hakim SANI BROWN (JPN)	Shanghai	14 May 16	10.37	Michael STEPHENS (JAM)	Kingston (NS), JAM	11 Mar
10.23	Tamunosiki ATORUDIBO (NGR)	Enugu	23 Mar 02	10.37	Retshidisitswe MLENGA (RSA)	Nairobi	12 Jul
10.23	Rynell PARSON (USA)	Indianapolis, IN	21 Jun 07	10.40	Enoch Olaoluwa ADEGOKE (NGR)	Abuja (National Stadium)	3 Jun
10.24	Darrel BROWN (TTO)	Bridgetown, BAR	14 Apr 01	10.42	Tshenolo LEMAO (RSA)	Potchefstroom (Puk McCarthur)	21 Apr
10.25	J-Mee SAMUELS (USA)	Knoxville, TN	11 Jul 04	10.45	Terrence Jr. HORNE (USA)	Gainesville, FL	30 Mar
10.25	Jeffery DEMPS (USA)	Knoxville, TN	1 Aug 07	10.47	Adrian CURRY (BAH)	Nassau (T. Robinson Stadium)	4 Feb
10.25	Jhevaughn MATHERSON (JAM)	Kingston (NS), JAM	5 Mar 16	10.47	Maikel Y. VIDAL (CUB)	La Habana (Estadio Panamericano)	3 Mar
				10.47	Jake DORAN (AUS)	Sydney (SOPAC)	27 Mar
				10.47	Xavier NAIRNE (JAM)	Kingston (NS), JAM	23 Jun



# RESULTS



## 100 Metres Boys - Semi-Final

First 2 in each heat (Q) and the next 2 fastest (q) advance to the Final

RECORDS	RESULT	NAME	COUNTRY	AGE	VENUE	DATE
World U18 Best	<b>WU18B</b>	10.15 Anthony SCHWARTZ	USA	17	Gainesville, FL	31 Mar 2017
Championship Record	<b>CR</b>	10.28 Abdul Hakim SANI BROWN	JPN	16	Cali (Pascual Guerrero)	15 Jul 2015
World U18 Leading	<b>WU18L</b>	10.15 Anthony SCHWARTZ	USA	17	Gainesville, FL	31 Mar 2017

**Heat 1** 3 12 July 2017 17:02 START TIME 27° C TEMPERATURE 34 % HUMIDITY +0.7m/s WIND

PLACE	BIB	NAME	COUNTRY	DATE OF BIRTH	LANE	RESULT	REACTION	Fn
1	151	Arielton DOS SANTOS	BRA	19 Feb 00	4	<b>10.56</b> Q	PB 0.184	
2	255	Luis BRANDNER	GER	9 Oct 00	5	<b>10.62</b> [.612] Q	0.171	
3	111	Mohamed Mehdi ZEKRAOUI	ALG	5 Jan 00	6	<b>10.67</b> [.667]	0.225	
4	127	Joel JOHNSON	BAH	8 Sep 00	3	<b>10.68</b>	PB 0.376	
5	211	Tobias Gorgone LARSEN	DEN	2 Jan 00	7	<b>10.74</b> [.731]	0.196	
6	279	Yee Hin Rico TSE	HKG	20 Jan 00	1	<b>10.77</b>	0.191	
7	510	Oleksandr SAVENKO	UKR	9 Jul 00	8	<b>10.82</b>	0.213	
8	379	Rodrigo GUZMÁN	MEX	1 Jan 00	2	<b>10.86</b>	0.180	

**Heat 2** 3 12 July 2017 17:08 START TIME 27° C TEMPERATURE 34 % HUMIDITY +1.1m/s WIND

PLACE	BIB	NAME	COUNTRY	DATE OF BIRTH	LANE	RESULT	REACTION	Fn
1	433	Retshidisitswe MLENGA	RSA	27 Feb 00	5	<b>10.37</b> Q	PB 0.182	
2	126	Adrian CURRY	BAH	17 May 01	3	<b>10.59</b> Q	0.203	
3	173	Hanbo SUO	CHN	19 Dec 00	8	<b>10.65</b>	PB 0.200	
4	212	Danelson MAHAUTIERE	DMA	15 Mar 00	4	<b>10.67</b> [.670]	PB 0.240	
5	374	Muhammad Aiedel SA'ADON	MAS	11 Aug 00	1	<b>10.80</b>	PB 0.183	
6	389	Theron HUMAN	NAM	11 Aug 00	2	<b>10.84</b>	0.168	
7	508	Vasyl MAKUKH	UKR	14 Jan 00	6	<b>11.41</b>	0.326	
	356	Mojela Eugene KONESHE	LES	27 Jan 01	7	<b>DQ</b> 162.7		F1

**NOTE** IAAF Rule 162.7 - False Start

**Heat 3** 3 12 July 2017 17:15 START TIME 27° C TEMPERATURE 34 % HUMIDITY +1.5m/s WIND

PLACE	BIB	NAME	COUNTRY	DATE OF BIRTH	LANE	RESULT	REACTION	Fn
1	323	Tyreke WILSON	JAM	10 Jan 00	3	<b>10.47</b> Q	0.169	
2	431	Tshenolo LEMAO	RSA	17 Jun 00	4	<b>10.50</b> Q	0.246	
3	262	Nick KOCEVAR	GER	18 Jun 00	6	<b>10.57</b> q	PB 0.194	
4	349	Abdu Ahmed MARZOUQ	KSA	16 Feb 00	5	<b>10.61</b> q	PB 0.153	
5	165	Yonglian HUANG	CHN	12 Nov 00	7	<b>10.62</b> [.611]	PB 0.179	
6	333	Elijah Onkware MATHEW	KEN	7 Feb 00	8	<b>10.74</b> [.739]	PB 0.291	
7	109	Mehdi NAIT ABDELAZIZ	ALG	15 Jun 00	2	<b>10.97</b>	0.175	
8	441	Joshua HAN WEI CHUA	SGP	20 Jan 00	1	<b>11.05</b>	0.156	

**RESULTS**  
**100 Metres Boys - Semi-Final**

ALL-TIME OUTDOOR TOP LIST				SEASON OUTDOOR TOP LIST			
RESULT	NAME	VENUE	DATE	RESULT	NAME	VENUE	2017
10.15	Anthony SCHWARTZ (USA)	Gainesville, FL	31 Mar 17	10.15	Anthony SCHWARTZ (USA)	Gainesville, FL	31 Mar
10.19	Yoshihide KIRYU (JPN)	Fukuroi	3 Nov 12	10.31	Samuel PUROLA (FIN)	Mannheim (Hoffmann)	1 Jul
10.20	Darryl HARAWAY (USA)	Greensboro, NC	14 Jun 14	10.32	Keishawn EVERLY (USA)	Austin (Myers Stadium), TX	12 May
10.20	Tlotliso LEOTLELA (RSA)	Apia	7 Sep 15	10.34	Tyreke WILSON (JAM)	Kingston (NS), JAM	23 Jun
10.22	Abdul Hakim SANI BROWN (JPN)	Shanghai	14 May 16	10.37	Michael STEPHENS (JAM)	Kingston (NS), JAM	11 Mar
10.23	Tamunosiki ATORUDIBO (NGR)	Enugu	23 Mar 02	10.37	Retshidisitswe MLENGA (RSA)	Nairobi	12 Jul
10.23	Rynell PARSON (USA)	Indianapolis, IN	21 Jun 07	10.40	Enoch Olaoluwa ADEGOKE (NGR)	Abuja (National Stadium)	3 Jun
10.24	Darrel BROWN (TTO)	Bridgetown, BAR	14 Apr 01	10.42	Tshenolo LEMAO (RSA)	Potchefstroom (Puk McCarthur)	21 Apr
10.25	J-Mee SAMUELS (USA)	Knoxville, TN	11 Jul 04	10.45	Terrence Jr. HORNE (USA)	Gainesville, FL	30 Mar
10.25	Jeffery DEMPS (USA)	Knoxville, TN	1 Aug 07	10.47	Adrian CURRY (BAH)	Nassau (T. Robinson Stadium)	4 Feb
10.25	Jhevaughn MATHERSON (JAM)	Kingston (NS), JAM	5 Mar 16	10.47	Maikel Y. VIDAL (CUB)	La Habana (Estadio Panamericano)	3 Mar
				10.47	Jake DORAN (AUS)	Sydney (SOPAC)	27 Mar
				10.47	Xavier NAIRNE (JAM)	Kingston (NS), JAM	23 Jun



# SUMMARY



## 100 Metres Boys - Round 1

First 4 in each heat (Q) and the next 4 fastest (q) advance to the Semi-Finals

RECORDS	RESULT	NAME	COUNTRY	AGE	VENUE	DATE
World U18 Best	<b>WU18B</b>	10.15 Anthony SCHWARTZ	USA	17	Gainesville, FL	31 Mar 2017
Championship Record	<b>CR</b>	10.28 Abdul Hakim SANI BROWN	JPN	16	Cali (Pascual Guerrero)	15 Jul 2015
World U18 Leading	<b>WU18L</b>	10.15 Anthony SCHWARTZ	USA	17	Gainesville, FL	31 Mar 2017

12 July 2017

RANK	PLACE	HEAT	LANE	BIB	NAME	COUNTRY	DATE of BIRTH	RESULT		WIND
1	1	1	5	433	Retshidisitswe MLENGA	RSA	27 Feb 00	<b>10.48</b>	Q	-1.3
2	1	3	5	431	Tshenolo LEMAO	RSA	17 Jun 00	<b>10.54</b> (.533)	Q	-0.4
3	1	2	2	255	Luis BRANDNER	GER	9 Oct 00	<b>10.54</b> (.539)	Q <b>PB</b>	+0.6
4	2	2	7	508	Vasyl MAKUKH	UKR	14 Jan 00	<b>10.59</b> (.583)	Q <b>PB</b>	+0.6
5	1	4	5	111	Mohamed Mehdi ZEKRAOUI	ALG	5 Jan 00	<b>10.59</b> (.588)	Q <b>PB</b>	-0.6
6	1	5	7	323	Tyreke WILSON	JAM	10 Jan 00	<b>10.60</b>	Q	+0.6
7	2	4	8	126	Adrian CURRY	BAH	17 May 01	<b>10.61</b>	Q	-0.6
8	3	4	3	349	Abdu Ahmed MARZOUQ	KSA	16 Feb 00	<b>10.68</b> (.674)	Q <b>PB</b>	-0.6
9	2	3	6	262	Nick KOCEVAR	GER	18 Jun 00	<b>10.68</b> (.680)	Q <b>PB</b>	-0.4
10	2	1	3	151	Arielton DOS SANTOS	BRA	19 Feb 00	<b>10.73</b> (.722)	Q	-1.3
11	4	4	6	211	Tobias Gorgone LARSEN	DEN	2 Jan 00	<b>10.73</b> (.728)	Q <b>PB</b>	-0.6
12	2	5	2	212	Danelson MAHAUTIERE	DMA	15 Mar 00	<b>10.74</b>	Q <b>PB</b>	+0.6
13	3	1	7	127	Joel JOHNSON	BAH	8 Sep 00	<b>10.77</b>	Q	-1.3
14	3	5	3	333	Elijah Onkware MATHEW	KEN	7 Feb 00	<b>10.78</b>	Q <b>PB</b>	+0.6
15	3	3	4	510	Oleksandr SAVENKO	UKR	9 Jul 00	<b>10.79</b> (.786)	Q	-0.4
16	4	3	7	165	Yonglian HUANG	CHN	12 Nov 00	<b>10.79</b> (.789)	Q	-0.4
17	3	2	3	356	Mojela Eugene KONESHE	LES	27 Jan 01	<b>10.80</b>	Q <b>PB</b>	+0.6
18	4	1	4	173	Hanbo SUO	CHN	19 Dec 00	<b>10.85</b>	Q	-1.3
19	4	2	1	374	Muhammad Aiedel SA'ADON	MAS	11 Aug 00	<b>10.89</b> (.884)	Q	+0.6
20	5	4	7	379	Rodrigo GUZMÁN	MEX	1 Jan 00	<b>10.89</b> (.885)	q	-0.6
21	6	4	4	279	Yee Hin Rico TSE	HKG	20 Jan 00	<b>10.89</b> (.890)	q	-0.6
22	5	2	4	109	Mehdi NAIT ABDELAZIZ	ALG	15 Jun 00	<b>10.92</b>	q	+0.6
23	4	5	6	441	Joshua HAN WEI CHUA	SGP	20 Jan 00	<b>10.94</b>	Q	+0.6
24	5	1	8	389	Theron HUMAN	NAM	11 Aug 00	<b>11.03</b>	q	-1.3
25	5	5	8	294	Gurindervir SINGH	IND	24 Dec 00	<b>11.07</b>		+0.6
26	6	2	5	399	Fabrizio AQUINO	PAR	1 Aug 01	<b>11.09</b>		+0.6
27	5	3	2	286	Ch. Palender KUMAR	IND	1 Dec 00	<b>11.10</b>		-0.4
28	6	1	2	443	Tajarie ARTHURTON	SKN	4 Jan 00	<b>11.12</b>		-1.3
29	6	5	5	147	Erik Felipe CARDOSO	BRA	3 Mar 00	<b>11.20</b>		+0.6
30	7	2	6	158	Jean Clarck NGOMA TOKO WASALA	CGO	28 May 01	<b>11.27</b>	<b>PB</b>	+0.6
31	7	5	4	453	Francesco SANSOVINI	SMR	18 Jan 00	<b>11.38</b>		+0.6
32	7	4	2	384	Issiaka DJIRE	MLI	2 Jan 00	<b>11.41</b>	<b>PB</b>	-0.6
33	6	3	8	191	Mohamed Mouigni DAHALANE	COM	16 Apr 01	<b>11.49</b>	<b>PB</b>	-0.4
34	7	3	3	467	Yusufjon BEKMURODOV	TJK	11 Mar 00	<b>11.61</b>	<b>PB</b>	-0.4
35	7	1	6	527	Daniel William TAJAR	SSD	11 Oct 00	<b>11.82</b>	<b>PB</b>	-1.3
		2	8	392	Enoch Olaoluwa ADEGOKE	NGR	8 Mar 00	<b>DNS</b>		+0.6
		3	1	396	Gershon OMUBO	NGR	17 Oct 00	<b>DNS</b>		-0.4

**SUMMARY**  
**100 Metres Boys - Round 1**

12 July 2017

RANK	PLACE	HEAT	LANE	BIB	NAME	COUNTRY	DATE of BIRTH	RESULT	WIND
------	-------	------	------	-----	------	---------	---------------	--------	------

ALL-TIME OUTDOOR TOP LIST					SEASON OUTDOOR TOP LIST				
RESULT	NAME	VENUE	DATE		RESULT	NAME	VENUE	2017	
10.15	Anthony SCHWARTZ (USA)	Gainesville, FL	31 Mar 17		10.15	Anthony SCHWARTZ (USA)	Gainesville, FL	31 Mar	
10.19	Yoshihide KIRYU (JPN)	Fukuroi	3 Nov 12		10.31	Samuel PUROLA (FIN)	Mannheim (Hoffmann)	1 Jul	
10.20	Darryl HARAWAY (USA)	Greensboro, NC	14 Jun 14		10.32	Keishawn EVERLY (USA)	Austin (Myers Stadium), TX	12 May	
10.20	Tlotliso LEOTLELA (RSA)	Apia	7 Sep 15		10.34	Tyreke WILSON (JAM)	Kingston (NS), JAM	23 Jun	
10.22	Abdul Hakim SANI BROWN (JPN)	Shanghai	14 May 16		10.37	Michael STEPHENS (JAM)	Kingston (NS), JAM	11 Mar	
10.23	Tamunosiki ATORUDIBO (NGR)	Enugu	23 Mar 02		10.40	Retshidisitswe MLENGA (RSA)	Pretoria (Tuks)	18 Mar	
10.23	Rynell PARSON (USA)	Indianapolis, IN	21 Jun 07		10.40	Enoch Olaoluwa ADEGOKE (NGR)	Abuja (National Stadium)	3 Jun	
10.24	Darrel BROWN (TTO)	Bridgetown, BAR	14 Apr 01		10.42	Tshenolo LEMAO (RSA)	Potchefstroom (Puk McCarthur)	21 Apr	
10.25	J-Mee SAMUELS (USA)	Knoxville, TN	11 Jul 04		10.45	Terrence Jr. HORNE (USA)	Gainesville, FL	30 Mar	
10.25	Jeffery DEMPS (USA)	Knoxville, TN	1 Aug 07		10.47	Adrian CURRY (BAH)	Nassau (T. Robinson Stadium)	4 Feb	
10.25	Jhevaughn MATHERSON (JAM)	Kingston (NS), JAM	5 Mar 16		10.47	Maikel Y. VIDAL (CUB)	La Habana (Estadio Panamericano)	3 Mar	
					10.47	Jake DORAN (AUS)	Sydney (SOPAC)	27 Mar	
					10.47	Xavier NAIRNE (JAM)	Kingston (NS), JAM	23 Jun	



# RESULTS



## 100 Metres Boys - Round 1

First 4 in each heat (Q) and the next 4 fastest (q) advance to the Semi-Finals

RECORDS	RESULT	NAME	COUNTRY	AGE	VENUE	DATE
World U18 Best	<b>WU18B</b>	10.15 Anthony SCHWARTZ	USA	17	Gainesville, FL	31 Mar 2017
Championship Record	<b>CR</b>	10.28 Abdul Hakim SANI BROWN	JPN	16	Cali (Pascual Guerrero)	15 Jul 2015
World U18 Leading	<b>WU18L</b>	10.15 Anthony SCHWARTZ	USA	17	Gainesville, FL	31 Mar 2017

**Heat 1** 5      12 July 2017    09:55 START TIME      17° C TEMPERATURE    77 % HUMIDITY      -1.3m/s WIND

PLACE	BIB	NAME	COUNTRY	DATE OF BIRTH	LANE	RESULT	REACTION	Fn
1	433	Retshidisitwe MLENGA	RSA	27 Feb 00	5	<b>10.48</b>	Q 0.174	
2	151	Arielton DOS SANTOS	BRA	19 Feb 00	3	<b>10.73</b> [.722]	Q 0.176	
3	127	Joel JOHNSON	BAH	8 Sep 00	7	<b>10.77</b>	Q 0.224	
4	173	Hanbo SUO	CHN	19 Dec 00	4	<b>10.85</b>	Q 0.180	
5	389	Theron HUMAN	NAM	11 Aug 00	8	<b>11.03</b>	q 0.190	
6	443	Tajarie ARTHURTON	SKN	4 Jan 00	2	<b>11.12</b>	0.185	
7	527	Daniel William TAJAR	SSD	11 Oct 00	6	<b>11.82</b>	PB 0.188	

**Heat 2** 5      12 July 2017    10:02 START TIME      17° C TEMPERATURE    77 % HUMIDITY      +0.6m/s WIND

PLACE	BIB	NAME	COUNTRY	DATE OF BIRTH	LANE	RESULT	REACTION	Fn
1	255	Luis BRANDNER	GER	9 Oct 00	2	<b>10.54</b> [.539]	Q PB 0.165	
2	508	Vasyl MAKUKH	UKR	14 Jan 00	7	<b>10.59</b> [.583]	Q PB 0.191	
3	356	Mojela Eugene KONESHE	LES	27 Jan 01	3	<b>10.80</b>	Q PB 0.161	
4	374	Muhammad Aiedel SA'ADON	MAS	11 Aug 00	1	<b>10.89</b> [.884]	Q 0.165	
5	109	Mehdi NAIT ABDELAZIZ	ALG	15 Jun 00	4	<b>10.92</b>	q 0.170	
6	399	Fabrizio AQUINO	PAR	1 Aug 01	5	<b>11.09</b>	0.167	
7	158	Jean Clarck NGOMA TOKO WASALA	CGO	28 May 01	6	<b>11.27</b>	PB 0.198	
	392	Enoch Olaoluwa ADEGOKE	NGR	8 Mar 00	8	<b>DNS</b>		

**Heat 3** 5      12 July 2017    10:08 START TIME      17° C TEMPERATURE    77 % HUMIDITY      -0.4m/s WIND

PLACE	BIB	NAME	COUNTRY	DATE OF BIRTH	LANE	RESULT	REACTION	Fn
1	431	Tshenolo LEMAO	RSA	17 Jun 00	5	<b>10.54</b> [.533]	Q 0.175	
2	262	Nick KOCEVAR	GER	18 Jun 00	6	<b>10.68</b> [.680]	Q PB 0.198	
3	510	Oleksandr SAVENKO	UKR	9 Jul 00	4	<b>10.79</b> [.786]	Q 0.167	
4	165	Yonglian HUANG	CHN	12 Nov 00	7	<b>10.79</b> [.789]	Q 0.207	
5	286	Ch. Palender KUMAR	IND	1 Dec 00	2	<b>11.10</b>	0.175	
6	191	Mohamed Mouigni DAHALANE	COM	16 Apr 01	8	<b>11.49</b>	PB 0.209	
7	467	Yusufjon BEKMURODOV	TJK	11 Mar 00	3	<b>11.61</b>	PB 0.209	
	396	Gershon OMUBO	NGR	17 Oct 00	1	<b>DNS</b>		

**Heat 4** 5      12 July 2017    10:15 START TIME      17° C TEMPERATURE    77 % HUMIDITY      -0.6m/s WIND

PLACE	BIB	NAME	COUNTRY	DATE OF BIRTH	LANE	RESULT	REACTION	Fn
1	111	Mohamed Mehdi ZEKRAOUI	ALG	5 Jan 00	5	<b>10.59</b> [.588]	Q PB 0.167	
2	126	Adrian CURRY	BAH	17 May 01	8	<b>10.61</b>	Q 0.214	
3	349	Abdu Ahmed MARZOUQ	KSA	16 Feb 00	3	<b>10.68</b> [.674]	Q PB 0.145	
4	211	Tobias Gorgone LARSEN	DEN	2 Jan 00	6	<b>10.73</b> [.728]	Q PB 0.173	
5	379	Rodrigo GUZMÁN	MEX	1 Jan 00	7	<b>10.89</b> [.885]	q 0.186	
6	279	Yee Hin Rico TSE	HKG	20 Jan 00	4	<b>10.89</b> [.890]	q 0.218	
7	384	Issiaka DJIRE	MLI	2 Jan 00	2	<b>11.41</b>	PB 0.236	





**RESULTS**  
**100 Metres Boys - Round 1**

**Heat 5**

**5**

12 July 2017 10:22 START TIME

17° C TEMPERATURE 77 % HUMIDITY

+0.6 m/s WIND

PLACE	BIB	NAME	COUNTRY	DATE of BIRTH	LANE	RESULT	REACTION	Fn
1	323	<b>Tyreke WILSON</b>	JAM	10 Jan 00	7	<b>10.60</b>	<b>Q</b>	0.279
2	212	<b>Danelson MAHAUTIERE</b>	DMA	15 Mar 00	2	<b>10.74</b>	<b>Q</b> PB	0.186
3	333	<b>Elijah Onkware MATHEW</b>	KEN	7 Feb 00	3	<b>10.78</b>	<b>Q</b> PB	0.176
4	441	<b>Joshua HAN WEI CHUA</b>	SGP	20 Jan 00	6	<b>10.94</b>	<b>Q</b>	0.175
5	294	<b>Gurindervir SINGH</b>	IND	24 Dec 00	8	<b>11.07</b>		0.208
6	147	<b>Erik Felipe CARDOSO</b>	BRA	3 Mar 00	5	<b>11.20</b>		0.214
7	453	<b>Francesco SANSOVINI</b>	SMR	18 Jan 00	4	<b>11.38</b>		0.180

**ALL-TIME OUTDOOR TOP LIST**

**SEASON OUTDOOR TOP LIST**

RESULT	NAME	VENUE	DATE	RESULT	NAME	VENUE	2017
10.15	Anthony SCHWARTZ (USA)	Gainesville, FL	31 Mar 17	10.15	Anthony SCHWARTZ (USA)	Gainesville, FL	31 Mar
10.19	Yoshihide KIRYU (JPN)	Fukuroi	3 Nov 12	10.31	Samuel PUROLA (FIN)	Mannheim (Hoffmann)	1 Jul
10.20	Darryl HARAWAY (USA)	Greensboro, NC	14 Jun 14	10.32	Keishawn EVERLY (USA)	Austin (Myers Stadium), TX	12 May
10.20	Tlotliso LEOTLELA (RSA)	Apia	7 Sep 15	10.34	Tyreke WILSON (JAM)	Kingston (NS), JAM	23 Jun
10.22	Abdul Hakim SANI BROWN (JPN)	Shanghai	14 May 16	10.37	Michael STEPHENS (JAM)	Kingston (NS), JAM	11 Mar
10.23	Tamunosiki ATORUDIBO (NGR)	Enugu	23 Mar 02	10.40	Retshidisitswe MLENGA (RSA)	Pretoria (Tuks)	18 Mar
10.23	Rynell PARSON (USA)	Indianapolis, IN	21 Jun 07	10.40	Enoch Olaoluwa ADEGOKE (NGR)	Abuja (National Stadium)	3 Jun
10.24	Darrel BROWN (TTO)	Bridgetown, BAR	14 Apr 01	10.42	Tshenolo LEMAO (RSA)	Potchefstroom (Puk McCarthur)	21 Apr
10.25	J-Mee SAMUELS (USA)	Knoxville, TN	11 Jul 04	10.45	Terrence Jr. HORNE (USA)	Gainesville, FL	30 Mar
10.25	Jeffery DEMPS (USA)	Knoxville, TN	1 Aug 07	10.47	Adrian CURRY (BAH)	Nassau (T. Robinson Stadium)	4 Feb
10.25	Jhevaughn MATHERSON (JAM)	Kingston (NS), JAM	5 Mar 16	10.47	Maikel Y. VIDAL (CUB)	La Habana (Estadio Panamericano)	3 Mar
				10.47	Jake DORAN (AUS)	Sydney (SOPAC)	27 Mar
				10.47	Xavier NAIRNE (JAM)	Kingston (NS), JAM	23 Jun



# SUMMARY



## 400 Metres Boys - Round 1

First 4 in each heat (Q) and the next 4 fastest (q) advance to the Semi-Finals

RECORDS	RESULT	NAME	COUNTRY	AGE	VENUE	DATE
World U18 Best	<b>WU18B</b>	45.14	Obea MOORE	USA	16	Santiago de Chile 2 Sep 1995
Championship Record	<b>CR</b>	45.24	Kirani JAMES	GRN	17	Bressanone 10 Jul 2009
World U18 Leading	<b>WU18L</b>	45.38	Tyrese COOPER	USA	17	Albuquerque, NM 3 Jun 2017

12 July 2017

RANK	PLACE	HEAT	LANE	BIB	NAME	COUNTRY	DATE of BIRTH	RESULT	
1	1	1	1	311	Anthony COX	JAM	26 Aug 00	<b>46.53</b>	Q <b>PB</b>
2	1	4	5	319	Antonio WATSON	JAM	11 Sep 01	<b>47.22</b>	Q
3	1	2	5	226	Melkamu ASSEFA	ETH	24 Feb 01	<b>47.23</b>	Q
4	2	4	6	340	David SANAYEK	KEN	20 May 00	<b>47.29</b>	Q <b>PB</b>
5	1	3	4	342	Kelvin Sawe TAUTA	KEN	13 Dec 00	<b>47.36</b>	Q <b>PB</b>
6	2	2	2	277	Daniel WILLIAMS	GUY	2 Sep 00	<b>47.41</b>	Q <b>PB</b>
7	3	2	8	398	Antonio GRANT	PAN	30 Apr 00	<b>47.54</b>	Q <b>PB</b>
8	3	4	7	388	Ivan Danny GELDENHUYS	NAM	9 Aug 01	<b>47.60</b>	Q <b>PB</b>
9	2	1	3	448	Gregor GRAHOVAC	SLO	24 Apr 00	<b>47.74</b>	Q
10	4	2	3	282	Elvin Josué CANALES	HON	5 Sep 01	<b>47.85</b>	Q <b>PB</b>
11	1	5	4	148	Bruno Benedito DA SILVA	BRA	9 Apr 00	<b>47.90</b>	Q
12	5	2	4	442	Thiruben S/O THANA RAJAN	SGP	28 Oct 00	<b>47.91</b> (.906)	q <b>PB</b>
13	2	3	2	154	Musa ISAH	BRN	26 Aug 00	<b>47.91</b> (.908)	Q
14	3	1	8	133	Mohammad Jahir RAYHAN	BAN	25 Apr 01	<b>48.00</b>	Q <b>PB</b>
15	3	3	7	500	Yaroslav DEMCHENKO	UKR	22 Mar 00	<b>48.11</b> (.101)	Q <b>PB</b>
16	2	5	8	468	Colby JENNINGS	TKS	28 Apr 00	<b>48.33</b>	Q
17	4	1	2	457	Thiran R. I. KALAVITIGODA PATHIRANNASRI		20 Apr 00	<b>48.72</b>	Q
18	6	2	7	514	José ÁLVAREZ	VEN	24 Apr 00	<b>48.77</b>	q <b>PB</b>
19	5	1	4	129	Correy SHERROD	BAH	16 Sep 00	<b>48.79</b>	q
20	6	1	5	179	Bo XU	CHN	15 May 00	<b>48.87</b>	q
21	7	1	6	361	Patrice REMANDRO	MAD	26 Sep 00	<b>48.89</b>	<b>PB</b>
22	3	5	7	146	Bernard OLESITSE	BOT	22 Sep 01	<b>48.92</b>	Q
23	4	4	2	161	Hantao DENG	CHN	10 May 00	<b>48.95</b>	Q <b>PB</b>
24	5	4	1	501	Yaroslav HOLUB	UKR	5 Jan 01	<b>49.02</b>	<b>PB</b>
25	4	5	2	130	Tyrell SIMMS	BAH	15 Oct 00	<b>49.15</b>	Q
26	4	3	1	355	Reuben NICHOLS	LCA	6 Apr 01	<b>49.22</b>	Q
27	6	4	4	424	Alexandru VLAD	ROU	20 Feb 00	<b>49.24</b> (.231)	
28	8	1	7	304	Ali SOLEYMANI	IRI	23 Nov 00	<b>49.24</b> (.236)	
29	7	4	3	299	MohammadReza DEGHANI	IRI	20 Apr 00	<b>49.40</b>	
30	5	5	5	515	Diego CAMACHO	VEN	11 Jul 00	<b>49.42</b>	
31	8	4	8	291	Akshay NAIN	IND	7 Jun 00	<b>50.24</b>	
32	5	3	3	288	Manish MANISH	IND	2 Mar 00	<b>50.78</b>	
33	6	3	5	117	Elián LARREGINA	ARG	20 Feb 00	<b>59.05</b>	
		5	6	519	Kennedy LUCHEMBE	ZAM	01	<b>DQ</b>	163.3(a)
		2	6	498	Eric LAYENG	UGA	11 Oct 01	<b>DQ</b>	163.3(a)
		3	6	376	Mohamed NAAIL	MDV	17 Jan 00	<b>DQ</b>	163.3(a)
		5	3	492	Manuel GONI	UGA	26 Oct 00	<b>DQ</b>	163.3(a)
		3	8	395	Nsikak Francis OKON	NGR	1 Nov 00	<b>DNS</b>	

**SUMMARY**  
**400 Metres Boys - Round 1**

12 July 2017

RANK	PLACE	HEAT	LANE	BIB	NAME	COUNTRY	DATE of BIRTH	RESULT
------	-------	------	------	-----	------	---------	---------------	--------

**NOTE** IAAF Rule 163.3(a) - Lane infringement

ALL-TIME OUTDOOR TOP LIST					SEASON OUTDOOR TOP LIST				
RESULT	NAME	VENUE	DATE		RESULT	NAME	VENUE	2017	
45.14	Obea MOORE (USA)	Santiago de Chile	2 Sep 95		45.38	Tyrese COOPER (USA)	Albuquerque, NM	3 Jun	
45.15	Riaan DEMPERS (RSA)	Secunda	6 May 94		46.07	Brian HERRON (USA)	Sacramento (Hornet Stadium), CA	24 Jun	
45.17	William REED (USA)	Tucson, AZ	20 Jun 87		46.19	Sean BURRELL (USA)	Albuquerque, NM	3 Jun	
45.22	Naqmeldin ALI ABUBAKR (SUD)	Abuja	13 Oct 03		46.20	Zazini SOKWAKHANA (RSA)	Durban (Kings Park)	31 Mar	
45.23	Tyrese COOPER (USA)	Humble (Turner Stadium), TX	6 Aug 16		46.53	Anthony COX (JAM)	Nairobi	12 Jul	
45.24	Kirani JAMES (GRN)	Bressanone	10 Jul 09		46.77	Tyquan THORNTON (USA)	Fort Lauderdale (Calvary Christian), FL	27 Apr	
45.27	Christopher TAYLOR (JAM)	Cali (Pascual Guerrero)	17 Jul 15		46.85	Melkamu ASSEFA (ETH)	Assela (Green Stadium)	16 Jun	
45.35	Usain BOLT (JAM)	Kingston, JAM	5 Apr 03		46.87	Edoardo SCOTTI (ITA)	Rieti (Guidobaldi)	18 Jun	
45.44	Nduka AWAZIE (NGR)	Dakar	20 Aug 98		46.91	Karson LIPPERT (USA)	Clovis (Veteran's Memorial), CA	3 Jun	
45.46	Josephus LYLES (USA)	Cali (Pascual Guerrero)	17 Jul 15		46.91	Bruno Benedito DA SILVA (BRA)	Bragança Paulista	24 Jun	



# RESULTS



## 400 Metres Boys - Round 1

First 4 in each heat (Q) and the next 4 fastest (q) advance to the Semi-Finals

RECORDS	RESULT	NAME	COUNTRY	AGE	VENUE	DATE
World U18 Best	<b>WU18B</b>	45.14	Obea MOORE	USA	16	Santiago de Chile 2 Sep 1995
Championship Record	<b>CR</b>	45.24	Kirani JAMES	GRN	17	Bressanone 10 Jul 2009
World U18 Leading	<b>WU18L</b>	45.38	Tyrese COOPER	USA	17	Albuquerque, NM 3 Jun 2017

**Heat 1** **5**      12 July 2017    11:49 START TIME      22° C TEMPERATURE    57 % HUMIDITY

PLACE	BIB	NAME	COUNTRY	DATE OF BIRTH	LANE	RESULT	REACTION	Fn
1	311	Anthony COX	JAM	26 Aug 00	1	46.53	Q PB 0.229	
2	448	Gregor GRAHOVAC	SLO	24 Apr 00	3	47.74	Q 0.181	
3	133	Mohammad Jahir RAYHAN	BAN	25 Apr 01	8	48.00	Q PB 0.178	
4	457	Thiran R. I. KALAVITIGODA PATHIRA	SRI	20 Apr 00	2	48.72	Q 0.200	
5	129	Correy SHERROD	BAH	16 Sep 00	4	48.79	q 0.235	
6	179	Bo XU	CHN	15 May 00	5	48.87	q 0.220	
7	361	Patrice REMANDRO	MAD	26 Sep 00	6	48.89	PB 0.372	
8	304	Ali SOLEYMANI	IRI	23 Nov 00	7	49.24 (.236)	0.212	

**Heat 2** **5**      12 July 2017    11:56 START TIME      26° C TEMPERATURE    39 % HUMIDITY

PLACE	BIB	NAME	COUNTRY	DATE OF BIRTH	LANE	RESULT	REACTION	Fn
1	226	Melkamu ASSEFA	ETH	24 Feb 01	5	47.23	Q 0.209	
2	277	Daniel WILLIAMS	GUY	2 Sep 00	2	47.41	Q PB 0.208	
3	398	Antonio GRANT	PAN	30 Apr 00	8	47.54	Q PB 0.189	
4	282	Elvin Josué CANALES	HON	5 Sep 01	3	47.85	Q PB 0.160	
5	442	Thiruben S/O THANA RAJAN	SGP	28 Oct 00	4	47.91 (.906)	q PB 0.188	
6	514	José ÁLVAREZ	VEN	24 Apr 00	7	48.77	q PB 0.195	
498		Eric LAYENG	UGA	11 Oct 01	6	DQ 163.3[a]		

**NOTE** IAAF Rule 163.3[a] - Lane infringement

**Heat 3** **5**      12 July 2017    12:03 START TIME      26° C TEMPERATURE    39 % HUMIDITY

PLACE	BIB	NAME	COUNTRY	DATE OF BIRTH	LANE	RESULT	REACTION	Fn
1	342	Kelvin Sawe TAUTA	KEN	13 Dec 00	4	47.36	Q PB 0.387	
2	154	Musa ISAH	BRN	26 Aug 00	2	47.91 (.908)	Q 0.182	
3	500	Yaroslav DEMCHENKO	UKR	22 Mar 00	7	48.11 (.101)	Q PB 0.162	
4	355	Reuben NICHOLS	LCA	6 Apr 01	1	49.22	Q 0.279	
5	288	Manish MANISH	IND	2 Mar 00	3	50.78	0.220	
6	117	Elián LARREGINA	ARG	20 Feb 00	5	59.05	0.182	
376		Mohamed NAAIL	MDV	17 Jan 00	6	DQ 163.3[a]	0.192	
395		Nsikak Francis OKON	NGR	1 Nov 00	8	DNS		

**NOTE** IAAF Rule 163.3[a] - Lane infringement

**Heat 4** **5**      12 July 2017    12:11 START TIME      26° C TEMPERATURE    39 % HUMIDITY

PLACE	BIB	NAME	COUNTRY	DATE OF BIRTH	LANE	RESULT	REACTION	Fn
1	319	Antonio WATSON	JAM	11 Sep 01	5	47.22	Q 0.247	
2	340	David SANAYEK	KEN	20 May 00	6	47.29	Q PB 0.203	
3	388	Ivan Danny GELDENHUYS	NAM	9 Aug 01	7	47.60	Q PB 0.187	
4	161	Hantao DENG	CHN	10 May 00	2	48.95	Q PB 0.238	
5	501	Yaroslav HOLUB	UKR	5 Jan 01	1	49.02	PB 0.172	
6	424	Alexandru VLAD	ROU	20 Feb 00	4	49.24 (.231)	0.379	
7	299	MohammadReza DEGHANI	IRI	20 Apr 00	3	49.40	0.200	
8	291	Akshay NAIN	IND	7 Jun 00	8	50.24	0.169	



**RESULTS**  
**400 Metres Boys - Round 1**

**Heat 5**

**5**

12 July 2017 12:18 START TIME

26° C TEMPERATURE 39 % HUMIDITY

PLACE	BIB	NAME	COUNTRY	DATE of BIRTH	LANE	RESULT	REACTION	Fn
1	148	<b>Bruno Benedito DA SILVA</b>	BRA	9 Apr 00	4	<b>47.90</b>	<b>Q</b>	0.186
2	468	<b>Colby JENNINGS</b>	TKS	28 Apr 00	8	<b>48.33</b>	<b>Q</b>	0.388
3	146	<b>Bernard OLESITSE</b>	BOT	22 Sep 01	7	<b>48.92</b>	<b>Q</b>	0.164
4	130	<b>Tyrell SIMMS</b>	BAH	15 Oct 00	2	<b>49.15</b>	<b>Q</b>	0.179
5	515	<b>Diego CAMACHO</b>	VEN	11 Jul 00	5	<b>49.42</b>		0.222
	492	<b>Manuel GONI</b>	UGA	26 Oct 00	3	<b>DQ</b> 163.3(a)		0.243
	519	<b>Kennedy LUCHEMBE</b>	ZAM	01	6	<b>DQ</b> 163.3(a)		0.208

**NOTE** IAAF Rule 163.3(a) - Lane infringement

**ALL-TIME OUTDOOR TOP LIST**

RESULT	NAME	VENUE	DATE
45.14	Obea MOORE (USA)	Santiago de Chile	2 Sep 95
45.15	Riaan DEMPERS (RSA)	Secunda	6 May 94
45.17	William REED (USA)	Tucson, AZ	20 Jun 87
45.22	Nagmeldin ALI ABUBAKR (SUD)	Abuja	13 Oct 03
45.23	Tyrese COOPER (USA)	Humble (Turner Stadium), TX	6 Aug 16
45.24	Kirani JAMES (GRN)	Bressanone	10 Jul 09
45.27	Christopher TAYLOR (JAM)	Cali (Pascual Guerrero)	17 Jul 15
45.35	Usain BOLT (JAM)	Kingston, JAM	5 Apr 03
45.44	Nduka AWAZIE (NGR)	Dakar	20 Aug 98
45.46	Josephus LYLES (USA)	Cali (Pascual Guerrero)	17 Jul 15

**SEASON OUTDOOR TOP LIST**

RESULT	NAME	VENUE	2017
45.38	Tyrese COOPER (USA)	Albuquerque, NM	3 Jun
46.07	Brian HERRON (USA)	Sacramento (Hornet Stadium), CA	24 Jun
46.19	Sean BURRELL (USA)	Albuquerque, NM	3 Jun
46.20	Zazini SOKWAKHANA (RSA)	Durban (Kings Park)	31 Mar
46.53	Anthony COX (JAM)	Nairobi	12 Jul
46.77	Tyquan THORNTON (USA)	Fort Lauderdale (Calvary Christian), FL	27 Apr
46.85	Melkamu ASSEFA (ETH)	Assela (Green Stadium)	16 Jun
46.87	Edoardo SCOTTI (ITA)	Rieti (Guidobaldi)	18 Jun
46.91	Karson LIPPETT (USA)	Clovis (Veteran's Memorial), CA	3 Jun
46.91	Bruno Benedito DA SILVA (BRA)	Bragança Paulista	24 Jun

# SUMMARY



## 800 Metres Boys - Round 1

First 3 in each heat (Q) and the next 4 fastest (q) advance to the Semi-Finals

RECORDS	RESULT	NAME	COUNTRY	AGE	VENUE	DATE
World U18 Best	<b>WU18B</b>	1:43.37 Mohammed AMAN	ETH	17	Rieti (Guidobaldi)	10 Sep 2011
Championship Record	<b>CR</b>	1:44.08 Leonard Kirwa KOSENCHA	KEN	17	Lille	9 Jul 2011
World U18 Leading	<b>WU18L</b>	1:47.20 Tolesa BODENA	ETH	17	Assela (Green Stadium)	16 Jun 2017

12 July 2017

RANK	PLACE	HEAT	LANE	BIB	NAME	COUNTRY	DATE of BIRTH	RESULT	
1	1	3	4	238	Melese NBERET	ETH	29 Jan 01	1:52.53	Q
2	1	1	4	229	Tolesa BODENA	ETH	18 Feb 00	1:52.91	Q
3	2	3	6	358	Eduardas Rimas SURVILAS	LTU	28 Jul 00	1:53.01	Q
4	1	2	5	192	Juan Diego CASTRO	CRC	17 May 00	1:53.19	Q
5	2	2	6	367	Abdellah MOUZLIB	MAR	7 Jan 00	1:53.22	Q
6	3	3	3	451	Rok MARKELJ	SLO	14 Apr 00	1:53.23	Q
7	4	3	5	493	Joshua KIBET	UGA	13 Nov 01	1:53.31	q PB
8	5	3	2	402	Marco VILCA	PER	2 Dec 00	1:53.57	q
9	6	3	7	520	Alfred CHAWONZA	ZIM	7 Feb 00	1:53.74	q
10	2	1	3	210	William DEVANTIER	DEN	16 Apr 00	1:53.82	Q
11	3	1	7	425	Cristian Gabriel VOICU	ROU	14 Feb 01	1:53.87	Q
12	1	4	4	343	Japheth Kibiwott TOROITICH	KEN	17 May 00	1:53.91	Q
13	3	2	2	330	Noah KIPRONO	KEN	11 Apr 01	1:54.10	Q
14	2	4	8	370	Charaf ZAHIR	MAR	4 Sep 01	1:54.22	Q
15	3	4	2	452	Jan VUKOVIC	SLO	14 Jun 00	1:54.38	Q
16	4	1	6	387	Jenito Acirio GUEZANE	MOZ	10 Dec 01	1:54.68	q
17	4	4	3	434	Ntuthuko NDIMANDE	RSA	16 May 01	1:56.16	
18	4	2	4	423	Mihai Razvan VASILIU	ROU	26 Aug 00	1:56.58	
19	5	2	3	391	Fredd PONCE	NCA	7 Jul 01	1:56.85	PB
20	5	1	8	316	Tyrese REID	JAM	17 Jan 00	1:56.99	
21	5	4	7	489	Bekele APENYO	UGA	23 Oct 00	1:57.22	PB
22	6	2	7	312	Kimar FARQUHARSON	JAM	20 May 01	1:57.66	
23	6	1	2	347	Mikhail SOLOSHENKO	KGZ	18 Feb 00	1:58.32	PB
24	7	2	8	485	Erdem ÖZ	TUR	13 Aug 00	1:58.84	
25	6	4	5	200	Stavros SPYROU	CYP	19 Nov 00	2:00.11	
26	7	4	6	115	Diego Facundo ALEGRE	ARG	7 Sep 00	2:05.74	
		1	5	516	José Guillermo PEÑALVER	VEN	4 Jan 00	DQ	163.3(a)
		3	8	105	Oussama CHERRAD	ALG	6 Mar 00	DNS	

**NOTE** IAAF Rule 163.3(a) - Lane infringement

ALL-TIME OUTDOOR TOP LIST				SEASON OUTDOOR TOP LIST			
RESULT	NAME	VENUE	DATE	RESULT	NAME	VENUE	2017
1:43.37	Mohammed AMAN (ETH)	Rieti (Guidobaldi)	10 Sep 11	1:47.20	Tolesa BODENA (ETH)	Assela (Green Stadium)	16 Jun
1:44.08	Leonard Kirwa KOSENCHA (KEN)	Lille	9 Jul 11	1:47.81	Noah KIPRONO (KEN)	Nairobi (Nyayo Stadium)	14 Jun
1:44.34	Belal Ali MANSOOR (BRN)	Conegliano Veneto	17 Jun 05	1:47.97	Japheth Kibiwott TOROITICH (KEN)	Nairobi (Nyayo Stadium)	14 Jun
1:44.51	Willy Kiplimo TARBEI (KEN)	Nairobi (Nyayo Stadium)	17 Jun 15	1:48.17	Melese NBERET (ETH)	Assela (Green Stadium)	16 Jun
1:44.55	Kipyegon BETT (KEN)	Nairobi (Nyayo Stadium)	17 Jun 15	1:49.42	Max BURGIN (GBR)	Stretford	27 Jun
1:44.98	Timothy KITUM (KEN)	Lille	9 Jul 11	1:49.53	Ahmed HASAN (ETH)	Assela (Green Stadium)	16 Jun
1:45.78	Abubaker KAKI (SUD)	Rabat	10 Jun 06	1:49.61	Oussama CHERRAD (ALG)	Alger (SATO)	9 Jun
1:45.8	Jackson Mumbwa KIVUYA (KEN)	Nairobi	1 Jul 06	1:49.69	Ntuthuko NDIMANDE (RSA)	Cape Town (Green Point)	8 Apr
1:46.25	Benson Murrrianyi ESHO (KEN)	Pergine Valsugana	23 Jul 04	1:49.83	Rabi Mohamed MUBARAK (QAT)	Doha (Hamad Bin Suhaim)	5 May
1:46.39	Hamza DRIOUCH (QAT)	Lille	9 Jul 11	1:49.97	Alex BOTTERILL (GBR)	Loughborough	8 Jul



# RESULTS



## 800 Metres Boys - Round 1

First 3 in each heat (Q) and the next 4 fastest (q) advance to the Semi-Finals

RECORDS	RESULT	NAME	COUNTRY	AGE	VENUE	DATE
World U18 Best	<b>WU18B</b>	1:43.37	Mohammed AMAN	ETH	17	Rieti (Guidobaldi)
Championship Record	<b>CR</b>	1:44.08	Leonard Kirwa KOSENCHA	KEN	17	Lille
World U18 Leading	<b>WU18L</b>	1:47.20	Tolesa BODENA	ETH	17	Assela (Green Stadium)

### Heat 1

4

12 July 2017 17:38 START TIME

25° C TEMPERATURE 40% HUMIDITY

PLACE	BIB	NAME	COUNTRY	DATE OF BIRTH	LANE	RESULT
1	229	Tolesa BODENA	ETH	18 Feb 00	4	1:52.91 Q
2	210	William DEVANTIER	DEN	16 Apr 00	3	1:53.82 Q
3	425	Cristian Gabriel VOICU	ROU	14 Feb 01	7	1:53.87 Q
4	387	Jenito Acirio GUEZANE	MOZ	10 Dec 01	6	1:54.68 q
5	316	Tyrese REID	JAM	17 Jan 00	8	1:56.99
6	347	Mikhail SOLOSHENKO	KGZ	18 Feb 00	2	1:58.32 PB
516		José Guillermo PEÑALVER	VEN	4 Jan 00	5	DQ 163.3(a)

**NOTE** IAAF Rule 163.3(a) - Lane infringement

**INTERMEDIATE TIMES** 400m 425 Cristian Gabriel VOICU 55.05

### Heat 2

4

12 July 2017 17:45 START TIME

25° C TEMPERATURE 40% HUMIDITY

PLACE	BIB	NAME	COUNTRY	DATE OF BIRTH	LANE	RESULT
1	192	Juan Diego CASTRO	CRC	17 May 00	5	1:53.19 Q
2	367	Abdellah MOUZLIB	MAR	7 Jan 00	6	1:53.22 Q
3	330	Noah KIPRONO	KEN	11 Apr 01	2	1:54.10 Q
4	423	Mihai Razvan VASILIU	ROU	26 Aug 00	4	1:56.58
5	391	Fredd PONCE	NCA	7 Jul 01	3	1:56.85 PB
6	312	Kimar FARQUHARSON	JAM	20 May 01	7	1:57.66
7	485	Erdem ÖZ	TUR	13 Aug 00	8	1:58.84

**INTERMEDIATE TIMES** 400m 192 Juan Diego CASTRO 58.49

### Heat 3

4

12 July 2017 18:08 START TIME

25° C TEMPERATURE 47% HUMIDITY

PLACE	BIB	NAME	COUNTRY	DATE OF BIRTH	LANE	RESULT
1	238	Melese NBERET	ETH	29 Jan 01	4	1:52.53 Q
2	358	Eduardas Rimas SURVILAS	LTU	28 Jul 00	6	1:53.01 Q
3	451	Rok MARKELJ	SLO	14 Apr 00	3	1:53.23 Q
4	493	Joshua KIBET	UGA	13 Nov 01	5	1:53.31 q PB
5	402	Marco VILCA	PER	2 Dec 00	2	1:53.57 q
6	520	Alfred CHAWONZA	ZIM	7 Feb 00	7	1:53.74 q
105		Oussama CHERRAD	ALG	6 Mar 00	8	DNS

**INTERMEDIATE TIMES** 400m 238 Melese NBERET 55.47

### Heat 4

4

12 July 2017 18:13 START TIME

25° C TEMPERATURE 47% HUMIDITY

PLACE	BIB	NAME	COUNTRY	DATE OF BIRTH	LANE	RESULT
1	343	Japheth Kibiwott TOROITICH	KEN	17 May 00	4	1:53.91 Q
2	370	Charaf ZAHIR	MAR	4 Sep 01	8	1:54.22 Q
3	452	Jan VUKOVIC	SLO	14 Jun 00	2	1:54.38 Q
4	434	Ntuthuko NDIMANDE	RSA	16 May 01	3	1:56.16
5	489	Bekele APENYO	UGA	23 Oct 00	7	1:57.22 PB
6	200	Stavros SPYROU	CYP	19 Nov 00	5	2:00.11
7	115	Diego Facundo ALEGRE	ARG	7 Sep 00	6	2:05.74

**INTERMEDIATE TIMES** 400m 370 Charaf ZAHIR 59.26

**RESULTS**  
**800 Metres Boys - Round 1**

ALL-TIME OUTDOOR TOP LIST				SEASON OUTDOOR TOP LIST			
RESULT	NAME	VENUE	DATE	RESULT	NAME	VENUE	2017
1:43.37	Mohammed AMAN (ETH)	Rieti (Guidobaldi)	10 Sep 11	1:47.20	Tolesa BODENA (ETH)	Assela (Green Stadium)	16 Jun
1:44.08	Leonard Kirwa KOSENCHA (KEN)	Lille	9 Jul 11	1:47.81	Noah KIPRONO (KEN)	Nairobi (Nyayo Stadium)	14 Jun
1:44.34	Belal Ali MANSOOR (BRN)	Conegliano Veneto	17 Jun 05	1:47.97	Japheth Kibiwott TOROITICH (KEN)	Nairobi (Nyayo Stadium)	14 Jun
1:44.51	Willy Kiplimo TARBEI (KEN)	Nairobi (Nyayo Stadium)	17 Jun 15	1:48.17	Melese NBERET (ETH)	Assela (Green Stadium)	16 Jun
1:44.55	Kipyegon BETT (KEN)	Nairobi (Nyayo Stadium)	17 Jun 15	1:49.42	Max BURGIN (GBR)	Stretford	27 Jun
1:44.98	Timothy KITUM (KEN)	Lille	9 Jul 11	1:49.53	Ahmed HASAN (ETH)	Assela (Green Stadium)	16 Jun
1:45.78	Abubaker KAKI (SUD)	Rabat	10 Jun 06	1:49.61	Oussama CHERRAD (ALG)	Alger (SATO)	9 Jun
1:45.8	Jackson Mumbwa KIVUVA (KEN)	Nairobi	1 Jul 06	1:49.69	Ntuthuko NDIMANDE (RSA)	Cape Town (Green Point)	8 Apr
1:46.25	Benson Marrianyi ESHO (KEN)	Pergine Valsugana	23 Jul 04	1:49.83	Rabi Mohamed MUBARAK (QAT)	Doha (Hamad Bin Suhaim)	5 May
1:46.39	Hamza DRIOUCH (QAT)	Lille	9 Jul 11	1:49.97	Alex BOTTERILL (GBR)	Loughborough	8 Jul





# SUMMARY



## 1500 Metres Boys - Round 1

First 4 in each heat (Q) and the next 4 fastest (q) advance to the Final

**BIB 478 DISQUALIFIED BY THE REFEREE**

**BIB 220 ADVANCED TO THE FINAL**

RECORDS	RESULT	NAME	COUNTRY	AGE	VENUE	DATE
World U18 Best	<b>WU18B</b>	3:33.72 Nicholas Kiptanui	KEN	17	Zürich	18 Aug 2006
Championship Record	<b>CR</b>	3:36.38 Kumari TAKI	KEN	16	Cali (Pascual Guerrero)	17 Jul 2015
World U18 Leading	<b>WU18L</b>	3:39.92 Jakob INGEBRIGTSEN	NOR	17	Stockholm (Olympiastadion)	18 Jun 2017

12 July 2017

RANK	PLACE	HEAT	BIB	NAME	COUNTRY	DATE of BIRTH	RESULT	
1	1	1	328	Dominic KIPKEMBOI	KEN	6 Jan 00	<b>3:48.77</b>	<b>Q</b>
2	2	1	105	Oussama CHERRAD	ALG	6 Mar 00	<b>3:48.93</b>	<b>Q</b>
3	3	1	230	Abebe DESSASSA	ETH	30 Jan 00	<b>3:49.58</b>	<b>Q</b>
4	1	2	332	George Meitamei MANANGOI	KEN	29 Nov 00	<b>3:55.00</b>	<b>Q</b>
5	2	2	236	Belete MEKONEN	ETH	11 Sep 00	<b>3:56.31</b>	<b>Q</b>
6	4	1	494	Hosea KIPLANGAT	UGA	5 May 00	<b>3:56.44</b>	<b>Q</b>
7	3	2	496	Daniel KIPROP	UGA	3 Dec 00	<b>3:58.68</b>	<b>Q</b>
8	4	2	363	Anass ESSAYI	MAR	18 May 01	<b>3:58.84</b>	<b>Q</b>
9	5	2	369	Abdelilah ZAHIR	MAR	11 Feb 00	<b>3:59.60</b>	<b>q</b>
10	6	2	268	Elias SCHREML	GER	12 Oct 00	<b>4:00.60</b>	<b>q</b>
11	7	2	305	SeyedAmir ZAMANPOUR	IRI	28 Aug 00	<b>4:01.38</b>	<b>q</b>
12	5	1	106	Rabie DELIBA	ALG	11 Feb 00	<b>4:01.70</b>	<b>q</b>
13	6	1	414	Carlos Alberto VILCHES	PUR	29 Oct 01	<b>4:02.48</b>	
14	7	1	462	Shomari M. MTALIM	TAN	28 Jan 00	<b>4:05.84</b>	
15	8	1	180	Wei YAN	CHN	5 Dec 00	<b>4:06.16</b>	
16	8	2	473	Oussama SLIMANI	TUN	11 Sep 01	<b>4:08.19</b>	
17	9	1	471	Nassim BEN OMRANE	TUN	11 Feb 00	<b>4:08.86</b>	
18	9	2	182	Dayu ZHANG	CHN	29 Jan 00	<b>4:09.33</b>	
19	10	1	220	Bereket TEDROS	ERI	1 Mar 00	<b>4:09.91</b>	<b>qR</b>
20	10	2	290	Avdesh NAGAR	IND	20 Dec 00	<b>4:10.86</b>	
21	11	2	454	Mohamed MUHIDIN YALAHOW	SOM	9 Jan 00	<b>4:16.28</b>	
22	12	2	124	Mohammed Ahmed ABUBAKAR	ART	1 Jan 00	<b>4:23.38</b>	<b>PB</b>
23	11	1	354	Ali MHANNA	LBN	4 May 00	<b>4:56.71</b>	
		1	478	Burhan GÖRÜROGLU	TUR	6 Mar 00	<b>DQ</b>	163.2(b)

**NOTE** IAAF Rule 163.2(b) - Jostling / Obstruction

ALL-TIME OUTDOOR TOP LIST				SEASON OUTDOOR TOP LIST			
RESULT	NAME	VENUE	DATE	RESULT	NAME	VENUE	2017
3:33.72	Nicholas Kiptanui	KEMBOI (KEN)	Zürich 18 Aug 06	3:39.92	Jakob INGEBRIGTSEN (NOR)	Stockholm (Olympiastadion)	18 Jun
3:33.86	Belal Ali MANSOOR (BRN)	Milano (AC Gianni Brera)	1 Jun 05	3:44.0	Dominic KIPKEMBOI (KEN)	Nairobi (Nyayo Stadium)	14 Jun
3:34.43	Hamza DRIOUCH (QAT)	Doha	20 Dec 11	3:44.21	Tim VAN DE VELDE (BEL)	Oordegem-Lede	27 May
3:35.16	Cornelius CHIRCHIR (KEN)	Rieti	3 Sep 00	3:44.4	George Meitamei MANANGOI (KEN)	Nairobi (Nyayo Stadium)	14 Jun
3:35.53	Abdalaati IGUIDER (MAR)	Grosseto (Stadio Zecchini)	15 Jul 04	3:48.05	Darraqh MCELHINNEY (IRL)	Oordegem-Lede	27 May
3:35.54	Geoffrey Kibet BARUSEI (KEN)	Gaborone	13 May 11	3:48.61	Yeóryios-Panayiótis MILIARÁS (GRE)	Oordegem-Lede	27 May
3:35.55	Isaac Kiprono SONGOK (KEN)	Leverkusen	26 Aug 01	3:48.76	Belete MEKONEN (ETH)	Assela (Green Stadium)	18 Jun
3:35.80	Benson Marrianyi ESHO (KEN)	rosseto (Stadio Zecchini)	15 Jul 04	3:48.80	Jackson SHARP (AUS)	Sydney (SOPAC)	4 Feb
3:36.15	Hillary Cheruiyot NGETICH (KEN)	(Sports Park Mladost)	4 Sep 12	3:48.81	Oussama CHERRAD (ALG)	Alger (SATO)	22 Apr
3:36.38	Kumari TAKI (KEN)	Cali (Pascual Guerrero)	17 Jul 15	3:48.95	Charaf ZAHIR (MAR)	Rabat (Prince Moulay Abdellah)	17 May

# RACE ANALYSIS



## 1500 Metres Boys - Round 1

First 4 in each heat (Q) and the next 4 fastest (q) advance to the Final

**Heat 2** **2**

12 July 2017 11:00 START TIME

22° C TEMPERATURE 57 % HUMIDITY

PLACE	BIB	NAME	COUNTRY	DATE of BIRTH	RESULT
<b>400m</b> <b>800m</b> <b>1200m</b>					
<b>1</b>	332	<b>George Meitamei MANANGOI</b>	KEN	29 Nov 00	<b>3:55.00</b>
		1:07.91 (3)    2:15.63 (5)    3:16.45 (2)			
		1:07.72 (10)    1:00.82 (1)    38.55 (1)			
<b>2</b>	236	<b>Belete MEKONEN</b>	ETH	11 Sep 00	<b>3:56.31</b>
		<b>1:07.60</b> (1)    2:15.21 (2) <b>3:16.41</b> (1)			
		1:07.61 (8)    1:01.20 (4)    39.90 (2)			
<b>3</b>	496	<b>Daniel KIPROP</b>	UGA	3 Dec 00	<b>3:58.68</b>
		1:08.00 (5)    2:15.44 (4)    3:16.61 (3)			
		1:07.44 (5)    1:01.17 (3)    42.07 (3)			
<b>4</b>	363	<b>Anass ESSAYI</b>	MAR	18 May 01	<b>3:58.84</b>
		1:07.70 (2)    2:15.67 (6)    3:16.65 (4)			
		1:07.97 (11)    1:00.98 (2)    42.19 (4)			
<b>5</b>	369	<b>Abdelilah ZAHIR</b>	MAR	11 Feb 00	<b>3:59.60</b>
		1:07.97 (4)    2:15.39 (3)    3:17.02 (6)			
		1:07.42 (4)    1:01.63 (6)    42.58 (5)			
<b>6</b>	268	<b>Elias SCHREML</b>	GER	12 Oct 00	<b>4:00.60</b>
		1:08.30 (8)    2:15.83 (8)    3:17.16 (7)			
		1:07.53 (6)    1:01.33 (5)    43.44 (6)			
<b>7</b>	305	<b>SeyedAmir ZAMANPOUR</b>	IRI	28 Aug 00	<b>4:01.38</b>
		1:08.09 (6) <b>2:14.94</b> (1)    3:16.67 (5)			
		1:06.85 (1)    1:01.73 (7)    44.71 (7)			
<b>8</b>	473	<b>Oussama SLIMANI</b>	TUN	11 Sep 01	<b>4:08.19</b>
		1:08.19 (7)    2:15.77 (7)    3:18.04 (8)			
		1:07.58 (7)    1:02.27 (8)    50.15 (9)			
<b>9</b>	182	<b>Dayu ZHANG</b>	CHN	29 Jan 00	<b>4:09.33</b>
		1:08.41 (9)    2:16.11 (11)    3:20.95 (10)			
		1:07.70 (9)    1:04.84 (10)    48.38 (8)			
<b>10</b>	290	<b>Avdesh NAGAR</b>	IND	20 Dec 00	<b>4:10.86</b>
		1:08.63 (12)    2:16.03 (10)    3:20.00 (9)			
		1:07.40 (3)    1:03.97 (9)    50.86 (10)			
<b>11</b>	454	<b>Mohamed MUHIDIN YALAHOW</b>	SOM	9 Jan 00	<b>4:16.28</b>
		1:08.54 (11)    2:15.93 (9)    3:23.20 (11)			
		1:07.39 (2)    1:07.27 (11)    53.08 (11)			
<b>12</b>	124	<b>Mohammed Ahmed ABUBAKAR</b>	ART	1 Jan 00	<b>4:23.38</b> <b>PB</b>
		1:08.46 (10)    2:17.31 (12)    3:29.87 (12)			
		1:08.85 (12)    1:12.56 (12)    53.51 (12)			



# RESULTS



## 1500 Metres Boys - Round 1

First 4 in each heat (Q) and the next 4 fastest (q) advance to the Final

**BIB 478 DISQUALIFIED BY THE REFEREE**

**BIB 220 ADVANCED TO THE FINAL**

RECORDS	RESULT	NAME	COUNTRY	AGE	VENUE	DATE
World U18 Best	<b>WU18B</b>	3:33.72	Nicholas Kiptanui	KEN	17	Zürich 18 Aug 2006
Championship Record	<b>CR</b>	3:36.38	Kumari TAKI	KEN	16	Cali (Pascual Guerrero) 17 Jul 2015
World U18 Leading	<b>WU18L</b>	3:39.92	Jakob INGEBRIGTSEN	NOR	17	Stockholm (Olympiastadion) 18 Jun 2017

### Heat 1

2

12 July 2017 10:50 START TIME

17° C TEMPERATURE 77% HUMIDITY

PLACE	BIB	NAME	COUNTRY	DATE OF BIRTH	ORDER	RESULT	
1	328	<b>Dominic KIPKEMBOI</b>	KEN	6 Jan 00	3	<b>3:48.77</b>	<b>Q</b>
2	105	<b>Oussama CHERRAD</b>	ALG	6 Mar 00	12	<b>3:48.93</b>	<b>Q</b>
3	230	<b>Abebe DESSASSA</b>	ETH	30 Jan 00	4	<b>3:49.58</b>	<b>Q</b>
4	494	<b>Hosea KIPLANGAT</b>	UGA	5 May 00	1	<b>3:56.44</b>	<b>Q</b>
5	106	<b>Rabie DELIBA</b>	ALG	11 Feb 00	6	<b>4:01.70</b>	q
6	414	<b>Carlos Alberto VILCHES</b>	PUR	29 Oct 01	9	<b>4:02.48</b>	
7	462	<b>Shomari M. MTALIM</b>	TAN	28 Jan 00	11	<b>4:05.84</b>	
8	180	<b>Wei YAN</b>	CHN	5 Dec 00	10	<b>4:06.16</b>	
9	471	<b>Nassim BEN OMRANE</b>	TUN	11 Feb 00	2	<b>4:08.86</b>	
10	220	<b>Bereket TEDROS</b>	ERI	1 Mar 00	7	<b>4:09.91</b>	qR
11	354	<b>Ali MHANNA</b>	LBN	4 May 00	5	<b>4:56.71</b>	
	478	<b>Burhan GÖRÜROGLU</b>	TUR	6 Mar 00	8	<b>DQ</b>	163.2(b)

**NOTE** IAAF Rule 163.2(b) - Jostling / Obstruction

INTERMEDIATE TIMES			
400m	328	Dominic KIPKEMBOI	55.73
800m	328	Dominic KIPKEMBOI	1:55.79
1200m	328	Dominic KIPKEMBOI	2:58.17

### Heat 2

2

12 July 2017 11:00 START TIME

22° C TEMPERATURE 57% HUMIDITY

PLACE	BIB	NAME	COUNTRY	DATE OF BIRTH	ORDER	RESULT	
1	332	<b>George Meitamei MANANGOI</b>	KEN	29 Nov 00	2	<b>3:55.00</b>	<b>Q</b>
2	236	<b>Belete MEKONEN</b>	ETH	11 Sep 00	10	<b>3:56.31</b>	<b>Q</b>
3	496	<b>Daniel KIPROP</b>	UGA	3 Dec 00	9	<b>3:58.68</b>	<b>Q</b>
4	363	<b>Anass ESSAYI</b>	MAR	18 May 01	8	<b>3:58.84</b>	<b>Q</b>
5	369	<b>Abdelilah ZAHIR</b>	MAR	11 Feb 00	11	<b>3:59.60</b>	q
6	268	<b>Elias SCHREML</b>	GER	12 Oct 00	1	<b>4:00.60</b>	q
7	305	<b>SyedAmir ZAMANPOUR</b>	IRI	28 Aug 00	7	<b>4:01.38</b>	q
8	473	<b>Oussama SLIMANI</b>	TUN	11 Sep 01	3	<b>4:08.19</b>	
9	182	<b>Dayu ZHANG</b>	CHN	29 Jan 00	6	<b>4:09.33</b>	
10	290	<b>Avdesh NAGAR</b>	IND	20 Dec 00	5	<b>4:10.86</b>	
11	454	<b>Mohamed MUHIDIN YALAHOW</b>	SOM	9 Jan 00	12	<b>4:16.28</b>	
12	124	<b>Mohammed Ahmed ABUBAKAR</b>	ART	1 Jan 00	4	<b>4:23.38</b>	PB

INTERMEDIATE TIMES			
400m	236	Belete MEKONEN	1:07.60
800m	305	SyedAmir ZAMANPOUR	2:14.94
1200m	236	Belete MEKONEN	3:16.41

**RESULTS**  
**1500 Metres Boys - Round 1**

ALL-TIME OUTDOOR TOP LIST				SEASON OUTDOOR TOP LIST			
RESULT	NAME	VENUE	DATE	RESULT	NAME	VENUE	2017
3:33.72	Nicholas Kiptanui KEMBOI (KEN)	Zürich	18 Aug 06	3:39.92	Jakob INGEBRIGTSEN (NOR)	Stockholm (Olympiastadion)	18 Jun
3:33.86	Belal Ali MANSOOR (BRN)	Milano (AC Gianni Brera)	1 Jun 05	3:44.0	Dominic KIPKEMBOI (KEN)	Nairobi (Nyayo Stadium)	14 Jun
3:34.43	Hamza DRIOUCH (QAT)	Doha	20 Dec 11	3:44.21	Tim VAN DE VELDE (BEL)	Oordegem-Lede	27 May
3:35.16	Cornelius CHIRCHIR (KEN)	Rieti	3 Sep 00	3:44.4	George Meitamei MANANGOI (KEN)	Nairobi (Nyayo Stadium)	14 Jun
3:35.53	Abdalaati IGUIDER (MAR)	Grosseto (Stadio Zecchini)	15 Jul 04	3:48.05	Darraqh MCELHINNEY (IRL)	Oordegem-Lede	27 May
3:35.54	Geoffrey Kibet BARUSEI (KEN)	Gaborone	13 May 11	3:48.61	Yeóryios-Panayiótis MILIARÁS (GRE)	Oordegem-Lede	27 May
3:35.55	Isaac Kiprono SONGOK (KEN)	Leverkusen	26 Aug 01	3:48.76	Belete MEKONEN (ETH)	Assela (Green Stadium)	18 Jun
3:35.80	Benson Marrianyi ESHO (KEN)	rosseto (Stadio Zecchini)	15 Jul 04	3:48.80	Jackson SHARP (AUS)	Sydney (SOPAC)	4 Feb
3:36.15	Hillary Cheruiyot NGETICH (KEN)	(Sports Park Mladost)	4 Sep 12	3:48.81	Oussama CHERRAD (ALG)	Alger (SAT0)	22 Apr
3:36.38	Kumari TAKI (KEN)	Cali (Pascual Guerrero)	17 Jul 15	3:48.95	Charaf ZAHIR (MAR)	Rabat (Prince Moulay Abdellah)	17 May

# SUMMARY



## Triple Jump Boys - Qualification

With qualifying standard of 15.30 (Q) or at least the 12 best performers (q) advance to the Final

RECORDS	RESULT	NAME	COUNTRY	AGE	VENUE	DATE
World U18 Best	<b>WU18B</b>	17.24 Lázaro MARTÍNEZ	CUB	17	La Habana (Estadio Panamericano)	1 Feb 2014
Championship Record	<b>CR</b>	16.63 Héctor Dairo FUENTES	CUB	17	Marrakech (Sidi Youssef Ben Ali)	16 Jul 2005
Championship Record	<b>CR</b>	16.63 Lázaro MARTÍNEZ	CUB	16	Donetsk	13 Jul 2013
World U18 Leading	<b>WU18L</b>	16.66 Jordan A. DÍAZ	CUB	16	La Habana (Estadio Panamericano)	17 Mar 2017

12 July 2017

RANK	PLACE	GROUP	BIB	NAME	COUNTRY	DATE of BIRTH	RESULT		WIND
1	1	A	195	Jordan A. DÍAZ	CUB	23 Feb 01	<b>15.95</b>	<b>Q</b>	0.0
2	1	B	213	Frixon David CHILA	ECU	18 Aug 00	<b>15.60</b>	<b>Q</b>	-0.8
3	2	B	196	Yusniel JORRÍN	CUB	2 Feb 01	<b>15.50</b>	<b>Q</b>	-0.2
4	2	A	232	Adir GUR	ETH	23 Mar 00	<b>15.35</b>	<b>Q</b>	+0.9
5	3	B	504	Artem KONOVALENKO	UKR	11 May 00	<b>15.21</b>	q <b>PB</b>	+0.2
6	3	A	372	Muhammad Nazri MUSTAFA	MAS	10 Jun 00	<b>14.99</b>	q	+1.1
7	4	A	188	Arnovis de Jesús DALMERO	COL	23 Sep 00	<b>14.92</b>	q	-0.8
8	5	A	175	Hanchen WAN	CHN	16 Jun 01	<b>14.88</b>	q	-0.2
9	6	A	114	Taeco O'GARRO	ANT	3 Sep 01	<b>14.76</b>	q	+0.7
10	4	B	314	Owayne OWENS	JAM	8 Mar 00	<b>14.75</b>	q	+0.9
11	5	B	246	Anaël-Thomas GOGOIS	FRA	24 Jun 00	<b>14.70</b>	q	+0.2
12	7	A	326	Vincent Kipkoech KILEL	KEN	6 Jun 00	<b>14.68</b>	q	0.0
13	6	B	421	Marian PETRE	ROU	28 Mar 00	<b>14.65</b>		-0.4
14	7	B	336	Musyoka MWEMA	KEN	28 Feb 00	<b>14.63</b>		+0.8
15	8	B	153	Adrian Henrique VIEIRA	BRA	3 Jan 01	<b>13.91</b>		-2.1
16	9	B	187	Geiner CHIQUILLO	COL	24 Jun 00	<b>13.84</b>		+0.6
		A	301	Hamidreza KIA	IRI	4 Feb 01	<b>NM</b>		
		A	322	Safin WILLS	JAM	21 Aug 00	<b>NM</b>		

### ALL-TIME OUTDOOR TOP LIST

RESULT	NAME	VENUE	DATE
17.24	Lázaro MARTÍNEZ (CUB)	Habana (Estadio Panamericano)	1 Feb 14
16.89	Junjie GU (CHN)	Guangzhou	25 Aug 00
16.68	Yoelbi QUESADA (CUB)	La Habana	7 Jul 90
16.66	Jordan A. DÍAZ (CUB)	La Habana (Estadio Panamericano)	17 Mar 17
16.63	Héctor Dairo FUENTES (CUB)	Marrakech (Sidi Youssef Ben Ali)	16 Jul 05
16.56	Ernesto REVÉ (CUB)	La Habana (Estadio Panamericano)	30 May 09
16.55	Latario COLLIE-MINNS (BAH)	Nassau	26 Mar 11
16.50	René MOLA (CUB)	La Habana	12 Mar 04
16.48	Yaoqing FANG (CHN)	Donetsk	13 Jul 13
16.45	Ilya EFREMOV (RUS)	Marrakech (Sidi Youssef Ben Ali)	16 Jul 05
16.45	Cristian NÁPOLES (CUB)	Habana (Estadio Panamericano)	15 May 15

### SEASON OUTDOOR TOP LIST

RESULT	NAME	VENUE	2017
16.66	Jordan A. DÍAZ (CUB)	La Habana (Estadio Panamericano)	17 Mar
16.02	Yusniel JORRÍN (CUB)	La Habana (Estadio Panamericano)	16 Jun
16.00	Maiton MESA (CUB)	La Habana (Estadio Panamericano)	16 Jun
15.89	Frixon David CHILA (ECU)	Cuenca (Estadio J. Pérez), ECU	21 May
15.79	Adir GUR (ETH)	Addis Ababa	16 May
15.64	Arnovis de Jesús DALMERO (COL)	Leonora, GUY	4 Jun
15.39	Adrian Henrique VIEIRA (BRA)	Campinas	22 Apr
15.38	Musyoka MWEMA (KEN)	Nairobi (Nyayo Stadium)	14 Jun
15.32	Safin WILLS (JAM)	Kingston (NS), JAM	31 Mar
15.29	Taeco O'GARRO (ANT)	St. George's (National Stadium)	2 Jul

# RESULTS



## Triple Jump Boys - Qualification

With qualifying standard of 15.30 (Q) or at least the 12 best performers (q) advance to the Final

RECORDS	RESULT	NAME	COUNTRY	AGE	VENUE	DATE	
World U18 Best	<b>WU18B</b>	17.24	Lázaro MARTÍNEZ	CUB	17	La Habana (Estadio Panamericano)	1 Feb 2014
Championship Record	<b>CR</b>	16.63	Héctor Dairo FUENTES	CUB	17	Marrakech (Sidi Youssef Ben Ali)	16 Jul 2005
Championship Record	<b>CR</b>	16.63	Lázaro MARTÍNEZ	CUB	16	Donetsk	13 Jul 2013
World U18 Leading	<b>WU18L</b>	16.66	Jordan A. DÍAZ	CUB	16	La Habana (Estadio Panamericano)	17 Mar 2017

### Group A

12 July 2017 17:29 START TIME 27° C 34 %  
TEMPERATURE HUMIDITY  
19:12 END TIME 20° C 70 %

PLACE	BIB	NAME	COUNTRY	DATE of BIRTH	ORDER	RESULT	1	2	3
1	195	Jordan A. DÍAZ	CUB	23 Feb 01	3	15.95 Q 0.0	15.95		
2	232	Adir GUR	ETH	23 Mar 00	6	15.35 Q +0.9	14.73 w +3.3	15.35 +0.9	
3	372	Muhammad Nazri MUSTAFA	MAS	10 Jun 00	1	14.99 q +1.1	14.99 +1.1	X +0.2	-
4	188	Arnovis de Jesús DALMERO	COL	23 Sep 00	8	14.92 q -0.8	14.08 w +3.3	14.92 -0.8	14.84 +0.2
5	175	Hanchen WAN	CHN	16 Jun 01	5	14.88 q -0.2	14.50	14.79 +0.9	14.88 -0.2
6	114	Taeco O'GARRO	ANT	3 Sep 01	4	14.76 q +0.7	14.76 +0.7	X	14.47 +0.1
7	326	Vincent Kipkoech KILEL	KEN	6 Jun 00	9	14.68 q 0.0	14.68 0.0	14.66 -0.4	X +0.2
	301	Hamidreza KIA	IRI	4 Feb 01	2	NM	X +2.9	0.0	
	322	Safin WILLS	JAM	21 Aug 00	7	NM	X 0.0	X -0.3	X +0.4

### Group B

12 July 2017 17:28 START TIME 27° C 34 %  
TEMPERATURE HUMIDITY  
19:16 END TIME 20° C 70 %

PLACE	BIB	NAME	COUNTRY	DATE of BIRTH	ORDER	RESULT	1	2	3
1	213	Frixon David CHILA	ECU	18 Aug 00	2	15.60 Q -0.8	14.98 +2.0	14.99 +0.5	15.60 -0.8
2	196	Yusniel JORRÍN	CUB	2 Feb 01	3	15.50 Q -0.2	15.25 +2.0	15.15 -0.8	15.50 -0.2
3	504	Artem KONOVALENKO	UKR	11 May 00	7	15.21 q <b>PB</b> +0.2	14.97 0.0	X -0.7	15.21 +0.2
4	314	Owayne OWENS	JAM	8 Mar 00	1	14.75 q +0.9	14.75 +0.9	14.28 -1.1	13.71 +0.3
5	246	Anaël-Thomas GOGOIS	FRA	24 Jun 00	9	14.70 q +0.2	14.49 -0.1	14.70 +0.2	14.24 +0.8
6	421	Marian PETRE	ROU	28 Mar 00	5	14.65 -0.4	14.03 w +2.1	14.65 -0.4	X 0.0
7	336	Musyoka MWEMA	KEN	28 Feb 00	4	14.63 +0.8	X +1.0	14.63 +0.8	14.37 -0.3
8	153	Adrian Henrique VIEIRA	BRA	3 Jan 01	6	13.91 -2.1	X +2.9	13.91 -2.1	X +0.2
9	187	Geiner CHIQUILLO	COL	24 Jun 00	8	13.84 +0.6	X -0.8	13.84 +0.6	X +0.7

**RESULTS**  
**Triple Jump Boys - Qualification**

ALL-TIME OUTDOOR TOP LIST				SEASON OUTDOOR TOP LIST			
RESULT	NAME	VENUE	DATE	RESULT	NAME	VENUE	2017
17.24	Lázaro MARTÍNEZ (CUB)	Habana (Estadio Panamericano)	1 Feb 14	16.66	Jordan A. DÍAZ (CUB)	La Habana (Estadio Panamericano)	17 Mar
16.89	Junjie GU (CHN)	Guangzhou	25 Aug 00	16.02	Yusniel JORRÍN (CUB)	La Habana (Estadio Panamericano)	16 Jun
16.68	Yoelbi QUESADA (CUB)	La Habana	7 Jul 90	16.00	Mailon MESA (CUB)	La Habana (Estadio Panamericano)	16 Jun
16.66	Jordan A. DÍAZ (CUB)	La Habana (Estadio Panamericano)	17 Mar 17	15.89	Frixon David CHILA (ECU)	Cuenca (Estadio J. Pérez), ECU	21 May
16.63	Héctor Dairo FUENTES (CUB)	Marrakech (Sidi Youssef Ben Ali)	16 Jul 05	15.79	Adir GUR (ETH)	Addis Ababa	16 May
16.56	Ernesto REVÉ (CUB)	La Habana (Estadio Panamericano)	30 May 09	15.64	Arnovis de Jesús DALMERO (COL)	Leonora, GUY	4 Jun
16.55	Latario COLLIE-MINNS (BAH)	Nassau	26 Mar 11	15.39	Adrian Henrique VIEIRA (BRA)	Campinas	22 Apr
16.50	René MOLA (CUB)	La Habana	12 Mar 04	15.38	Musyoka MWEMA (KEN)	Nairobi (Nyayo Stadium)	14 Jun
16.48	Yaoqing FANG (CHN)	Donetsk	13 Jul 13	15.32	Safin WILLS (JAM)	Kingston (NS), JAM	31 Mar
16.45	Ilya EFREMOV (RUS)	Marrakech (Sidi Youssef Ben Ali)	16 Jul 05	15.29	Taeco O'GARRO (ANT)	St. George's (National Stadium)	2 Jul
16.45	Cristian NÁPOLES (CUB)	Habana (Estadio Panamericano)	15 May 15				









## SUMMARY



### 100 Metres Boys - Decathlon U18

12 July 2017

RANK	PLACE	HEAT	LANE	BIB	NAME	COUNTRY	DATE of BIRTH	RESULT		WIND	
1	1	2	8	243	Steven FAUVEL CLINCH	FRA	10 Apr 00	<b>10.82</b>		+1.3	<b>901</b>
2	2	2	2	119	Damián MORETTA	ARG	22 May 00	<b>11.19</b>		+1.3	<b>819</b>
3	3	2	7	244	Florian FOURRE	FRA	12 Mar 00	<b>11.32</b>		+1.3	<b>791</b>
4	1	1	7	359	Lex DAMIT	LUX	22 Feb 00	<b>11.35</b>		+0.7	<b>784</b>
5	4	2	3	223	Jorge DÁVILA	ESP	11 May 00	<b>11.43</b>		+1.3	<b>767</b>
6	5	2	4	261	Maximilian KLUTH	GER	18 Jul 00	<b>11.44</b>		+1.3	<b>765</b>
7	6	2	5	265	Leo NEUGEBAUER	GER	19 Jun 00	<b>11.46</b>		+1.3	<b>761</b>
8	7	2	6	357	Tomas SABAŠINSKAS	LTU	15 Mar 00	<b>11.53</b>		+1.3	<b>746</b>
9	2	1	2	351	Olegs KOZJAKOV	LAT	13 Jan 01	<b>11.56</b>		+0.7	<b>740</b>
10	3	1	5	199	Georgios KANARIS	CYP	4 Oct 00	<b>11.58</b>		+0.7	<b>736</b>
11	4	1	3	300	Reza KEFAYATI	IRI	20 Apr 00	<b>11.67</b>		+0.7	<b>717</b>
12	5	1	8	172	Qihao SUN	CHN	18 Feb 00	<b>11.77</b>		+0.7	<b>697</b>
13	6	1	4	512	Roman VOYTSESHUK	UKR	23 Oct 00	<b>11.83</b>		+0.7	<b>685</b>
14	7	1	6	307	Hussein Ali MOHAMMEDAWI	IRQ	18 Oct 00	<b>11.99</b>		+0.7	<b>653</b>





# RESULTS



## 100 Metres Boys - Decathlon U18

Heat 1		12 July 2017 09:31 START TIME		20° C TEMPERATURE 45 % HUMIDITY		+0.7m/s WIND				
PLACE	BIB	NAME	COUNTRY	DATE of BIRTH	LANE	RESULT	REACTION	Fn	POINTS	TOTAL
1	359	<b>Lex DAMIT</b>	LUX	22 Feb 00	7	<b>11.35</b>	PB	0.164	<b>784</b>	784
2	351	<b>Olegs KOZJAKOVS</b>	LAT	13 Jan 01	2	<b>11.56</b>	PB	0.206	<b>740</b>	740
3	199	<b>Georgios KANARIS</b>	CYP	4 Oct 00	5	<b>11.58</b>	PB	0.151	<b>736</b>	736
4	300	<b>Reza KEFAYATI</b>	IRI	20 Apr 00	3	<b>11.67</b>	PB	0.169	<b>717</b>	717
5	172	<b>Qihao SUN</b>	CHN	18 Feb 00	8	<b>11.77</b>		0.174	<b>697</b>	697
6	512	<b>Roman VOYTSESHUK</b>	UKR	23 Oct 00	4	<b>11.83</b>		0.188	<b>685</b>	685
7	307	<b>Hussein Ali MOHAMMEDAWI</b>	IRQ	18 Oct 00	6	<b>11.99</b>	PB	0.186	<b>653</b>	653


Heat 2		12 July 2017 09:37 START TIME		20° C TEMPERATURE 45 % HUMIDITY		+1.3m/s WIND				
PLACE	BIB	NAME	COUNTRY	DATE of BIRTH	LANE	RESULT	REACTION	Fn	POINTS	TOTAL
1	243	<b>Steven FAUVEL CLINCH</b>	FRA	10 Apr 00	8	<b>10.82</b>	PB	0.165	<b>901</b>	901
2	119	<b>Damián MORETTA</b>	ARG	22 May 00	2	<b>11.19</b>		0.174	<b>819</b>	819
3	244	<b>Florian FOURRE</b>	FRA	12 Mar 00	7	<b>11.32</b>		0.202	<b>791</b>	791
4	223	<b>Jorge DÁVILA</b>	ESP	11 May 00	3	<b>11.43</b>	PB	0.187	<b>767</b>	767
5	261	<b>Maximilian KLUTH</b>	GER	18 Jul 00	4	<b>11.44</b>		0.159	<b>765</b>	765
6	265	<b>Leo NEUGEBAUER</b>	GER	19 Jun 00	5	<b>11.46</b>		0.206	<b>761</b>	761
7	357	<b>Tomas SABAŠINSKAS</b>	LTU	15 Mar 00	6	<b>11.53</b>		0.188	<b>746</b>	746



## DECATHLON U18 SUMMARY AFTER 1 EVENT

RECORDS	RESULT	NAME	COUNTRY	AGE	VENUE	DATE
World U18 Best <b>WU18B</b>	<b>8104</b>	Valter KÜLVET	URS	17	Viimsi	23 Aug 1981
Championship Record <b>CR</b>	<b>8002</b>	Niklas KAUL	GER	17	Cali (Pascual Guerrero)	16 Jul 2015
World U18 Leading <b>WU18L</b>	<b>7559</b>	Ashley MOLONEY	AUS	17	Sydney (SOPAC)	30 Mar 2017

12-13 July 2017















PLACE	BIB	NAME	COUNTRY	POINTS	POINTS BEHIND LEADER	100 Metres	Long Jump	Shot Put (5kg)	High Jump	400 Metres	110m Hurdles	Discus Throw	Pole Vault	Javelin Throw	1500 Metres
1	243	Steven FAUVEL CLINCH	FRA	<b>901</b>		10.82 (+1.3)									
2	119	Damián MORETTA	ARG	<b>819</b>	-82	11.19 (+1.3)									
3	244	Florian FOURRE	FRA	<b>791</b>	-110	11.32 (+1.3)									
4	359	Lex DAMIT	LUX	<b>784</b>	-117	11.35 (+0.7)									
5	223	Jorge DÁVILA	ESP	<b>767</b>	-134	11.43 (+1.3)									
6	261	Maximilian KLUTH	GER	<b>765</b>	-136	11.44 (+1.3)									
7	265	Leo NEUGEBAUER	GER	<b>761</b>	-140	11.46 (+1.3)									
8	357	Tomas SABAŠINSKAS	LTU	<b>746</b>	-155	11.53 (+1.3)									
9	351	Olegs KOZJAKOVŠ	LAT	<b>740</b>	-161	11.56 (+0.7)									
10	199	Georgios KANARIS	CYP	<b>736</b>	-165	11.58 (+0.7)									
11	300	Reza KEFAYATI	IRI	<b>717</b>	-184	11.67 (+0.7)									
12	172	Qihao SUN	CHN	<b>697</b>	-204	11.77 (+0.7)									
13	512	Roman VOYTSESHUK	UKR	<b>685</b>	-216	11.83 (+0.7)									
14	307	Hussein Ali MOHAMMEDAWI	IRQ	<b>653</b>	-248	11.99 (+0.7)									

## SUMMARY



### Long Jump Boys - Decathlon U18

12 July 2017

RANK	PLACE	GROUP	BIB	NAME	COUNTRY	DATE of BIRTH	RESULT		WIND	
1	1	A	243	Steven FAUVEL CLINCH	FRA	10 Apr 00	<b>7.38</b>		+0.3	<b>905</b>
2	2	A	265	Leo NEUGEBAUER	GER	19 Jun 00	<b>7.25</b>		+0.2	<b>874</b>
3	1	B	351	Olegs KOZJAKOV	LAT	13 Jan 01	<b>6.89</b>		-0.5	<b>788</b>
4	3	A	223	Jorge DÁVILA	ESP	11 May 00	<b>6.88</b>		+0.7	<b>785</b>
5	4	A	357	Tomas SABAŠINSKAS	LTU	15 Mar 00	<b>6.70</b>		+0.6	<b>743</b>
6	5	A	359	Lex DAMIT	LUX	22 Feb 00	<b>6.69</b>		+0.4	<b>741</b>
7	6	A	244	Florian FOURRE	FRA	12 Mar 00	<b>6.67</b>		-0.3	<b>736</b>
8	2	B	172	Qihao SUN	CHN	18 Feb 00	<b>6.63</b>		+0.3	<b>727</b>
9	3	B	199	Georgios KANARIS	CYP	4 Oct 00	<b>6.36</b>		+0.5	<b>666</b>
10	4	B	119	Damián MORETTA	ARG	22 May 00	<b>6.25</b>		+0.4	<b>641</b>
11	5	B	300	Reza KEFAYATI	IRI	20 Apr 00	<b>6.11</b>		-1.0	<b>610</b>
12	6	B	512	Roman VOYTSESHUK	UKR	23 Oct 00	<b>6.05</b>		+0.8	<b>597</b>
13	7	B	307	Hussein Ali MOHAMMEDAWI	IRQ	18 Oct 00	<b>5.51</b>		+0.4	<b>483</b>
		A	261	Maximilian KLUTH	GER	18 Jul 00	<b>DNS</b>			



# RESULTS



## Long Jump Boys - Decathlon U18


<b>Group A</b>		12 July 2017	10:28 START TIME	17° C	77 %						
			10:55 END TIME	TEMPERATURE	HUMIDITY						
				22° C	57 %						
PLACE	BIB	NAME	COUNTRY	DATE of BIRTH	ORDER	RESULT	1	2	3	POINTS	TOTAL
1	243	Steven FAUVEL CLINCH	FRA	10 Apr 00	3	<b>7.38</b> +0.3	6.99 0.0	7.38 +0.3	5.75 +0.4	<b>905</b>	1806
2	265	Leo NEUGEBAUER	GER	19 Jun 00	5	<b>7.25</b> +0.2	7.04 0.0	X +0.1	7.25 +0.2	<b>874</b>	1635
3	223	Jorge DÁVILA	ESP	11 May 00	7	<b>6.88</b> +0.7	6.48 +0.5	6.61 +0.4	6.88 +0.7	<b>785</b>	1552
4	357	Tomas SABAŠINSKAS	LTU	15 Mar 00	4	<b>6.70</b> +0.6	6.67 +0.5	6.53 0.0	6.70 +0.6	<b>743</b>	1489
5	359	Lex DAMIT	LUX	22 Feb 00	2	<b>6.69</b> +0.4	X +1.2	6.69 +0.4	6.37 -0.2	<b>741</b>	1525
6	244	Florian FOURRE	FRA	12 Mar 00	1	<b>6.67</b> -0.3	6.27 -0.3	X +0.5	6.67 -0.3	<b>736</b>	1527
	261	Maximilian KLUTH	GER	18 Jul 00	6	<b>DNS</b>					0

<b>Group B</b>		12 July 2017	10:29 START TIME	17° C	77 %						
			11:09 END TIME	TEMPERATURE	HUMIDITY						
				22° C	57 %						
PLACE	BIB	NAME	COUNTRY	DATE of BIRTH	ORDER	RESULT	1	2	3	POINTS	TOTAL
1	351	Olegs KOZJAKOVŠ	LAT	13 Jan 01	1	<b>6.89</b> -0.5	6.89 -0.5	X 0.0	6.70 +0.1	<b>788</b>	1528
2	172	Qihao SUN	CHN	18 Feb 00	6	<b>6.63</b> +0.3	6.63 +0.3	6.58 +0.1	6.46 +0.8	<b>727</b>	1424
3	199	Georgios KANARIS	CYP	4 Oct 00	2	<b>6.36</b> +0.5	6.35 -0.3	4.24 -0.7	6.36 +0.5	<b>666</b>	1402
4	119	Damián MORETTA	ARG	22 May 00	5	<b>6.25</b> +0.4	6.25 +0.4	6.04 +1.0	6.13 +1.1	<b>641</b>	1460
5	300	Reza KEFAYATI	IRI	20 Apr 00	4	<b>6.11</b> -1.0	5.92 +0.5	5.77 +1.7	6.11 -1.0	<b>610</b>	1327
6	512	Roman VOYTSESHUK	UKR	23 Oct 00	7	<b>6.05</b> +0.8	5.62 +0.2	6.05 +0.8	5.72 +0.5	<b>597</b>	1282
7	307	Hussein Ali MOHAMMEDAWI	IRQ	18 Oct 00	3	<b>5.51</b> +0.4	5.51 +0.4	5.49 +0.9	5.26 +0.6	<b>483</b>	1136

## DECATHLON U18 SUMMARY AFTER 2 EVENTS

RECORDS	RESULT	NAME	COUNTRY	AGE	VENUE	DATE
World U18 Best <b>WU18B</b>	<b>8104</b>	Valter KÜLVET	URS	17	Viimsi	23 Aug 1981
Championship Record <b>CR</b>	<b>8002</b>	Niklas KAUL	GER	17	Cali (Pascual Guerrero)	16 Jul 2015
World U18 Leading <b>WU18L</b>	<b>7559</b>	Ashley MOLONEY	AUS	17	Sydney (SOPAC)	30 Mar 2017

12-13 July 2017










PLACE	BIB	NAME	COUNTRY	POINTS	POINTS BEHIND LEADER	100 Metres	Long Jump	Shot Put (5kg)	High Jump	400 Metres	110m Hurdles	Discus Throw	Pole Vault	Javelin Throw	1500 Metres	
1	243	Steven FAUVEL CLINCH	FRA	<b>1806</b>		10.82 (+1.3) 901(1)	7.38 (+0.3) 905(1)									
2	265	Leo NEUGEBAUER	GER	<b>1635</b>	-171	11.46 (+1.3) 761(7)	7.25 (+0.2) 874(2)									
3	223	Jorge DÁVILA	ESP	<b>1552</b>	-254	11.43 (+1.3) 767(5)	6.88 (+0.7) 785(4)									
4	351	Olegs KOZJAKOV	LAT	<b>1528</b>	-278	11.56 (+0.7) 740(9)	6.89 (-0.5) 788(3)									
5	244	Florian FOURRE	FRA	<b>1527</b>	-279	11.32 (+1.3) 791(3)	6.67 (-0.3) 736(7)									
6	359	Lex DAMIT	LUX	<b>1525</b>	-281	11.35 (+0.7) 784(4)	6.69 (+0.4) 741(6)									
7	357	Tomas SABAŠINSKAS	LTU	<b>1489</b>	-317	11.53 (+1.3) 746(8)	6.70 (+0.6) 743(5)									
8	119	Damián MORETTA	ARG	<b>1460</b>	-346	11.19 (+1.3) 819(2)	6.25 (+0.4) 641(10)									
9	172	Qihao SUN	CHN	<b>1424</b>	-382	11.77 (+0.7) 697(12)	6.63 (+0.3) 727(8)									
10	199	Georgios KANARIS	CYP	<b>1402</b>	-404	11.58 (+0.7) 736(10)	6.36 (+0.5) 666(9)									
11	300	Reza KEFAYATI	IRI	<b>1327</b>	-479	11.67 (+0.7) 717(11)	6.11 (-1.0) 610(11)									
12	512	Roman VOYTSESHUK	UKR	<b>1282</b>	-524	11.83 (+0.7) 685(13)	6.05 (+0.8) 597(12)									
13	307	Hussein Ali MOHAMMEDAWI	IRQ	<b>1136</b>	-670	11.99 (+0.7) 653(14)	5.51 (+0.4) 483(13)									
	261	Maximilian KLUTH	GER	<b>DNF</b>		11.44 (+1.3) 765(6)	DNS									

# SUMMARY



## Shot Put (5kg) Boys - Decathlon U18

12 July 2017

RANK	PLACE	GROUP	BIB	NAME	COUNTRY	DATE of BIRTH	RESULT		
1	1	A	351	Olegs KOZJAKOV	LAT	13 Jan 01	<b>18.06</b>		<b>979</b>
2	2	A	199	Georgios KANARIS	CYP	4 Oct 00	<b>16.21</b>		<b>864</b>
3	3	A	357	Tomas SABAŠINSKAS	LTU	15 Mar 00	<b>15.86</b>		<b>843</b>
4	4	A	172	Qihao SUN	CHN	18 Feb 00	<b>15.26</b>		<b>806</b>
5	1	B	223	Jorge DÁVILA	ESP	11 May 00	<b>15.10</b>		<b>796</b>
6	5	A	265	Leo NEUGEBAUER	GER	19 Jun 00	<b>14.51</b>		<b>760</b>
7	2	B	243	Steven FAUVEL CLINCH	FRA	10 Apr 00	<b>14.09</b>		<b>734</b>
8	6	A	512	Roman VOYTSESHUK	UKR	23 Oct 00	<b>13.87</b>		<b>720</b>
9	3	B	244	Florian FOURRE	FRA	12 Mar 00	<b>12.94</b>		<b>664</b>
10	4	B	300	Reza KEFAYATI	IRI	20 Apr 00	<b>12.83</b>		<b>657</b>
11	5	B	119	Damián MORETTA	ARG	22 May 00	<b>12.66</b>		<b>647</b>
12	6	B	359	Lex DAMIT	LUX	22 Feb 00	<b>12.42</b>		<b>632</b>
13	7	B	307	Hussein Ali MOHAMMEDAWI	IRQ	18 Oct 00	<b>11.55</b>		<b>579</b>
		A	261	Maximilian KLUTH	GER	18 Jul 00	<b>DNS</b>		



# RESULTS



## Shot Put (5kg) Boys - Decathlon U18

### Group A

12 July 2017 11:45 START TIME 22° C 57 %  
TEMPERATURE HUMIDITY  
12:19 END TIME 26° C 39 %

PLACE	BIB	NAME	COUNTRY	DATE of BIRTH	ORDER	RESULT	1	2	3	POINTS	TOTAL
1	351	Olegs KOZJAKOVŠ	LAT	13 Jan 01	6	<b>18.06</b> PB	X	15.94	18.06	979	2507
2	199	Georgios KANARIS	CYP	4 Oct 00	7	<b>16.21</b>	16.21	16.16	15.76	864	2266
3	357	Tomas SABAŠINSKAS	LTU	15 Mar 00	4	<b>15.86</b> PB	15.86	15.50	X	843	2332
4	172	Qihao SUN	CHN	18 Feb 00	2	<b>15.26</b> PB	15.26	X	X	806	2230
5	265	Leo NEUGEBAUER	GER	19 Jun 00	1	<b>14.51</b>	12.75	14.51	14.06	760	2395
6	512	Roman VOYTSESHUK	UKR	23 Oct 00	5	<b>13.87</b>	13.87	13.56	X	720	2002
	261	Maximilian KLUTH	GER	18 Jul 00	3	<b>DNS</b>					0

### Group B

12 July 2017 11:37 START TIME 22° C 57 %  
TEMPERATURE HUMIDITY  
12:13 END TIME 26° C 39 %

PLACE	BIB	NAME	COUNTRY	DATE of BIRTH	ORDER	RESULT	1	2	3	POINTS	TOTAL
1	223	Jorge DÁVILA	ESP	11 May 00	7	<b>15.10</b> PB	13.24	X	15.10	796	2348
2	243	Steven FAUVEL CLINCH	FRA	10 Apr 00	5	<b>14.09</b> PB	13.46	14.09	11.57	734	2540
3	244	Florian FOURRE	FRA	12 Mar 00	1	<b>12.94</b>	X	12.55	12.94	664	2191
4	300	Reza KEFAYATI	IRI	20 Apr 00	3	<b>12.83</b> PB	10.78	12.49	12.83	657	1984
5	119	Damián MORETTA	ARG	22 May 00	6	<b>12.66</b>	12.66	12.31	11.94	647	2107
6	359	Lex DAMIT	LUX	22 Feb 00	2	<b>12.42</b>	11.43	12.42	12.26	632	2157
7	307	Hussein Ali MOHAMMEDAWI	IRQ	18 Oct 00	4	<b>11.55</b> PB	11.55	10.76	11.05	579	1715

## DECATHLON U18 SUMMARY AFTER 3 EVENTS

RECORDS	RESULT	NAME	COUNTRY	AGE	VENUE	DATE
World U18 Best <b>WU18B</b>	<b>8104</b>	Valter KÜLVET	URS	17	Viimsi	23 Aug 1981
Championship Record <b>CR</b>	<b>8002</b>	Niklas KAUL	GER	17	Cali (Pascual Guerrero)	16 Jul 2015
World U18 Leading <b>WU18L</b>	<b>7559</b>	Ashley MOLONEY	AUS	17	Sydney (SOPAC)	30 Mar 2017

12-13 July 2017



PLACE	BIB	NAME	COUNTRY	POINTS	POINTS BEHIND LEADER	100 Metres	Long Jump	Shot Put (5kg)	High Jump	400 Metres	110m Hurdles	Discus Throw	Pole Vault	Javelin Throw	1500 Metres
1	243	Steven FAUVEL CLINCH	FRA	<b>2540</b>		10.82 (+1.3) 901(1)	7.38 (+0.3) 905(1)	14.09 734(7)		<b>1806(1)</b>	<b>2540(1)</b>				
2	351	Olegs KOZJAKOV	LAT	<b>2507</b>	-33	11.56 (+0.7) 740(9)	6.89 (-0.5) 788(3)	18.06 979(1)		<b>1528(4)</b>	<b>2507(2)</b>				
3	265	Leo NEUGEBAUER	GER	<b>2395</b>	-145	11.46 (+1.3) 761(7)	7.25 (+0.2) 874(2)	14.51 760(6)		<b>1635(2)</b>	<b>2395(3)</b>				
4	223	Jorge DÁVILA	ESP	<b>2348</b>	-192	11.43 (+1.3) 767(5)	6.88 (+0.7) 785(4)	15.10 796(5)		<b>1552(3)</b>	<b>2348(4)</b>				
5	357	Tomas SABAŠINSKAS	LTU	<b>2332</b>	-208	11.53 (+1.3) 746(8)	6.70 (+0.6) 743(5)	15.86 843(3)		<b>1489(7)</b>	<b>2332(5)</b>				
6	199	Georgios KANARIS	CYP	<b>2266</b>	-274	11.58 (+0.7) 736(10)	6.36 (+0.5) 666(9)	16.21 864(2)		<b>1402(10)</b>	<b>2266(6)</b>				
7	172	Qihao SUN	CHN	<b>2230</b>	-310	11.77 (+0.7) 697(12)	6.63 (+0.3) 727(8)	15.26 806(4)		<b>1424(9)</b>	<b>2230(7)</b>				
8	244	Florian FOURRE	FRA	<b>2191</b>	-349	11.32 (+1.3) 791(3)	6.67 (-0.3) 736(7)	12.94 664(9)		<b>1527(5)</b>	<b>2191(8)</b>				
9	359	Lex DAMIT	LUX	<b>2157</b>	-383	11.35 (+0.7) 784(4)	6.69 (+0.4) 741(6)	12.42 632(12)		<b>1525(6)</b>	<b>2157(9)</b>				
10	119	Damián MORETTA	ARG	<b>2107</b>	-433	11.19 (+1.3) 819(2)	6.25 (+0.4) 641(10)	12.66 647(11)		<b>1460(8)</b>	<b>2107(10)</b>				
11	512	Roman VOYTSESHUK	UKR	<b>2002</b>	-538	11.83 (+0.7) 685(13)	6.05 (+0.8) 597(12)	13.87 720(8)		<b>1282(12)</b>	<b>2002(11)</b>				
12	300	Reza KEFAYATI	IRI	<b>1984</b>	-556	11.67 (+0.7) 717(11)	6.11 (-1.0) 610(11)	12.83 657(10)		<b>1327(11)</b>	<b>1984(12)</b>				
13	307	Hussein Ali MOHAMMEDAWI	IRQ	<b>1715</b>	-825	11.99 (+0.7) 653(14)	5.51 (+0.4) 483(13)	11.55 579(13)		<b>1136(13)</b>	<b>1715(13)</b>				
	261	Maximilian KLUTH	GER	<b>DNF</b>		11.44 (+1.3) 765(6)	DNS								









## SUMMARY



### High Jump Boys - Decathlon U18

12 July 2017

RANK	PLACE	GROUP	BIB	NAME	COUNTRY	DATE of BIRTH	RESULT		
1	1	A	351	Olegs KOZJAKOV	LAT	13 Jan 01	<b>1.99</b>		<b>794</b>
2	1	B	172	Qihao SUN	CHN	18 Feb 00	<b>1.96</b>		<b>767</b>
3	2	A	265	Leo NEUGEBAUER	GER	19 Jun 00	<b>1.93</b>		<b>740</b>
4	3	A	223	Jorge DÁVILA	ESP	11 May 00	<b>1.93</b>		<b>740</b>
5	4	A	512	Roman VOYTSESHUK	UKR	23 Oct 00	<b>1.90</b>		<b>714</b>
6	5	A	243	Steven FAUVEL CLINCH	FRA	10 Apr 00	<b>1.87</b>		<b>687</b>
7	6	A	199	Georgios KANARIS	CYP	4 Oct 00	<b>1.87</b>		<b>687</b>
8	2	B	357	Tomas SABAŠINSKAS	LTU	15 Mar 00	<b>1.84</b>		<b>661</b>
9	3	B	300	Reza KEFAYATI	IRI	20 Apr 00	<b>1.81</b>		<b>636</b>
10	4	B	359	Lex DAMIT	LUX	22 Feb 00	<b>1.81</b>		<b>636</b>
11	5	B	244	Florian FOURRE	FRA	12 Mar 00	<b>1.78</b>		<b>610</b>
12	6	B	119	Damián MORETTA	ARG	22 May 00	<b>1.78</b>		<b>610</b>
13	7	B	307	Hussein Ali MOHAMMEDAWI	IRQ	18 Oct 00	<b>1.75</b>		<b>585</b>
		A	261	Maximilian KLUTH	GER	18 Jul 00	<b>DNS</b>		



# RESULTS



## High Jump Boys - Decathlon U18

### Group A

12 July 2017 16:59 START TIME 27° C 34 %  
20:25 END TIME TEMPERATURE HUMIDITY  
20° C 70 %

PLACE	BIB	NAME	COUNTRY	DATE of BIRTH	ORDER	RESULT	1.69	1.72	1.75	1.78	1.81	1.84	1.87	1.90	1.93	1.96	1.99	POINTS	TOTAL
1	351	Olegs KOZJAKOV	LAT	13 Jan 01	4	1.99 <span>PB</span>	-	0	-	-	-	0	-	0	0	XXO	XO	794	3301
2	265	Leo NEUGEBAUER	GER	19 Jun 00	6	1.93 <span>PB</span>	-	-	0	0	0	0	0	0	0	XXX		740	3135
3	223	Jorge DÁVILA	ESP	11 May 00	5	1.93	-	-	-	0	-	0	0	0	XXO	XXX		740	3088
4	512	Roman VOYTSESHUK	UKR	23 Oct 00	3	1.90	-	-	-	-	0	-	0	0	XXX			714	2716
5	243	Steven FAUVEL CLINCH	FRA	10 Apr 00	1	1.87	-	-	-	0	0	0	0	XXX				687	3227
6	199	Georgios KANARIS	CYP	4 Oct 00	7	1.87	-	-	0	0	0	0	XXO	XXX				687	2953
261		Maximilian KLUTH	GER	18 Jul 00	2	DNS													0

### Group B


12 July 2017 16:59 START TIME 27° C 34 %  
20:43 END TIME TEMPERATURE HUMIDITY  
20° C 70 %

PLACE	BIB	NAME	COUNTRY	DATE of BIRTH	ORDER	RESULT	1.69	1.72	1.75	1.78	1.81	1.84	1.87	1.90	1.93	1.96	1.99	POINTS	TOTAL
1	172	Qihao SUN	CHN	18 Feb 00	2	1.96 <span>PB</span>	-	-	-	0	0	0	0	0	0	0	XXX	767	2997
2	357	Tomas SABAŠINSKAS	LTU	15 Mar 00	7	1.84 <span>PB</span>	0	0	0	XO	XO	XO	XXX					661	2993
3	300	Reza KEFAYATI	IRI	20 Apr 00	4	1.81 <span>PB</span>	0	-	0	-	XO	-	XXX					636	2620
4	359	Lex DAMIT	LUX	22 Feb 00	6	1.81	0	-	0	XO	XXO	XXX						636	2793
5	244	Florian FOURRE	FRA	12 Mar 00	3	1.78	0	-	0	XO	XXX							610	2801
6	119	Damián MORETTA	ARG	22 May 00	1	1.78	0	0	0	XXO	XXX							610	2717
7	307	Hussein Ali MOHAMMEDAWI	IRQ	18 Oct 00	5	1.75 <span>PB</span>	0	0	XO	XXX								585	2300

## DECATHLON U18 SUMMARY AFTER 4 EVENTS

RECORDS	RESULT	NAME	COUNTRY	AGE	VENUE	DATE
World U18 Best <b>WU18B</b>	<b>8104</b>	Valter KÜLVET	URS	17	Viimsi	23 Aug 1981
Championship Record <b>CR</b>	<b>8002</b>	Niklas KAUL	GER	17	Cali (Pascual Guerrero)	16 Jul 2015
World U18 Leading <b>WU18L</b>	<b>7559</b>	Ashley MOLONEY	AUS	17	Sydney (SOPAC)	30 Mar 2017

12-13 July 2017



PLACE	BIB	NAME	COUNTRY	POINTS	POINTS BEHIND LEADER	100 Metres	Long Jump	Shot Put (5kg)	High Jump	400 Metres	110m Hurdles	Discus Throw	Pole Vault	Javelin Throw	1500 Metres
1	351	Olegs KOZJAKOV	LAT	<b>3301</b>		11.56 (+0.7) 740 (9)	6.89 (-0.5) 788 (3) <b>1528 (4)</b>	18.06 979 (1) <b>2507 (2)</b>	1.99 794 (1) <b>3301 (1)</b>						
2	243	Steven FAUVEL CLINCH	FRA	<b>3227</b>	-74	10.82 (+1.3) 901 (1)	7.38 (+0.3) 905 (1) <b>1806 (1)</b>	14.09 734 (7) <b>2540 (1)</b>	1.87 687 (6) <b>3227 (2)</b>						
3	265	Leo NEUGEBAUER	GER	<b>3135</b>	-166	11.46 (+1.3) 761 (7)	7.25 (+0.2) 874 (2) <b>1635 (2)</b>	14.51 760 (6) <b>2395 (3)</b>	1.93 740 (3) <b>3135 (3)</b>						
4	223	Jorge DÁVILA	ESP	<b>3088</b>	-213	11.43 (+1.3) 767 (5)	6.88 (+0.7) 785 (4) <b>1552 (3)</b>	15.10 796 (5) <b>2348 (4)</b>	1.93 740 (4) <b>3088 (4)</b>						
5	172	Qihao SUN	CHN	<b>2997</b>	-304	11.77 (+0.7) 697 (12)	6.63 (+0.3) 727 (8) <b>1424 (9)</b>	15.26 806 (4) <b>2230 (7)</b>	1.96 767 (2) <b>2997 (5)</b>						
6	357	Tomas SABAŠINSKAS	LTU	<b>2993</b>	-308	11.53 (+1.3) 746 (8)	6.70 (+0.6) 743 (5) <b>1489 (7)</b>	15.86 843 (3) <b>2332 (5)</b>	1.84 661 (8) <b>2993 (6)</b>						
7	199	Georgios KANARIS	CYP	<b>2953</b>	-348	11.58 (+0.7) 736 (10)	6.36 (+0.5) 666 (9) <b>1402 (10)</b>	16.21 864 (2) <b>2266 (6)</b>	1.87 687 (7) <b>2953 (7)</b>						
8	244	Florian FOURRE	FRA	<b>2801</b>	-500	11.32 (+1.3) 791 (3)	6.67 (-0.3) 736 (7) <b>1527 (5)</b>	12.94 664 (9) <b>2191 (8)</b>	1.78 610 (11) <b>2801 (8)</b>						
9	359	Lex DAMIT	LUX	<b>2793</b>	-508	11.35 (+0.7) 784 (4)	6.69 (+0.4) 741 (6) <b>1525 (6)</b>	12.42 632 (12) <b>2157 (9)</b>	1.81 636 (10) <b>2793 (9)</b>						
10	119	Damián MORETTA	ARG	<b>2717</b>	-584	11.19 (+1.3) 819 (2)	6.25 (+0.4) 641 (10) <b>1460 (8)</b>	12.66 647 (11) <b>2107 (10)</b>	1.78 610 (12) <b>2717 (10)</b>						
11	512	Roman VOYTSESHUK	UKR	<b>2716</b>	-585	11.83 (+0.7) 685 (13)	6.05 (+0.8) 597 (12) <b>1282 (12)</b>	13.87 720 (8) <b>2002 (11)</b>	1.90 714 (5) <b>2716 (11)</b>						
12	300	Reza KEFAYATI	IRI	<b>2620</b>	-681	11.67 (+0.7) 717 (11)	6.11 (-1.0) 610 (11) <b>1327 (11)</b>	12.83 657 (10) <b>1984 (12)</b>	1.81 636 (9) <b>2620 (12)</b>						
13	307	Hussein Ali MOHAMMEDAWI	IRQ	<b>2300</b>	-1001	11.99 (+0.7) 653 (14)	5.51 (+0.4) 483 (13) <b>1136 (13)</b>	11.55 579 (13) <b>1715 (13)</b>	1.75 585 (13) <b>2300 (13)</b>						
	261	Maximilian KLUTH	GER	<b>DNF</b>		11.44 (+1.3) 765 (6)	DNS								







# SUMMARY



## 400 Metres Boys - Decathlon U18

12 July 2017

RANK	PLACE	HEAT	LANE	BIB	NAME	COUNTRY	DATE of BIRTH	RESULT		
1	1	2	4	243	Steven FAUVEL CLINCH	FRA	10 Apr 00	<b>49.09</b>		<b>857</b>
2	2	2	5	119	Damián MORETTA	ARG	22 May 00	<b>50.05</b>		<b>812</b>
3	3	2	6	223	Jorge DÁVILA	ESP	11 May 00	<b>51.36</b>		<b>753</b>
4	4	2	8	351	Olegs KOZJAKOV	LAT	13 Jan 01	<b>51.39</b>		<b>752</b>
5	5	2	3	244	Florian FOURRE	FRA	12 Mar 00	<b>51.72</b>		<b>737</b>
6	1	1	8	300	Reza KEFAYATI	IRI	20 Apr 00	<b>51.93</b>		<b>728</b>
7	6	2	2	265	Leo NEUGEBAUER	GER	19 Jun 00	<b>52.41</b>		<b>707</b>
8	2	1	3	359	Lex DAMIT	LUX	22 Feb 00	<b>52.93</b>		<b>685</b>
9	3	1	7	172	Qihao SUN	CHN	18 Feb 00	<b>53.61</b>		<b>656</b>
10	4	1	6	512	Roman VOYTSESHUK	UKR	23 Oct 00	<b>53.79</b>		<b>648</b>
11	5	1	4	307	Hussein Ali MOHAMMEDAWI	IRQ	18 Oct 00	<b>54.91</b>		<b>602</b>
12	6	1	2	357	Tomas SABAŠINSKAS	LTU	15 Mar 00	<b>55.04</b>		<b>597</b>
		1	5	199	Georgios KANARIS	CYP	4 Oct 00	<b>DQ</b>	163.3(a)	<b>0</b>
		2	7	261	Maximilian KLUTH	GER	18 Jul 00	<b>DNS</b>		

**NOTE** IAAF Rule 163.3(a) - Lane infringement

# RESULTS



## 400 Metres Boys - Decathlon U18

### Heat 1

2

12 July 2017 21:01 START TIME

20° C TEMPERATURE 70 % HUMIDITY

PLACE	BIB	NAME	COUNTRY	DATE of BIRTH	LANE	RESULT	REACTION	F <sub>n</sub>	POINTS	TOTAL
1	300	Reza KEFAYATI	IRI	20 Apr 00	8	<b>51.93</b>	PB	0.190	<b>728</b>	3348
2	359	Lex DAMIT	LUX	22 Feb 00	3	<b>52.93</b>	PB	0.178	<b>685</b>	3478
3	172	Qihao SUN	CHN	18 Feb 00	7	<b>53.61</b>	PB	0.180	<b>656</b>	3653
4	512	Roman VOYTSESHUK	UKR	23 Oct 00	6	<b>53.79</b>	PB	0.199	<b>648</b>	3364
5	307	Hussein Ali MOHAMMEDAWI	IRQ	18 Oct 00	4	<b>54.91</b>	PB	0.181	<b>602</b>	2902
6	357	Tomas SABAŠINSKAS	LTU	15 Mar 00	2	<b>55.04</b>	PB	0.180	<b>597</b>	3590
	199	Georgios KANARIS	CYP	4 Oct 00	5	<b>DQ</b> 163.3(a)		0.186	<b>0</b>	2953

**NOTE** IAAF Rule 163.3(a) - Lane infringement

### Heat 2

2

12 July 2017 20:58 START TIME

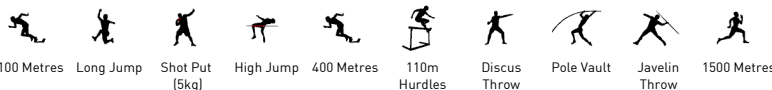
20° C TEMPERATURE 70 % HUMIDITY

PLACE	BIB	NAME	COUNTRY	DATE of BIRTH	LANE	RESULT	REACTION	F <sub>n</sub>	POINTS	TOTAL
1	243	Steven FAUVEL CLINCH	FRA	10 Apr 00	4	<b>49.09</b>	PB	0.164	<b>857</b>	4084
2	119	Damián MORETTA	ARG	22 May 00	5	<b>50.05</b>		0.168	<b>812</b>	3529
3	223	Jorge DÁVILA	ESP	11 May 00	6	<b>51.36</b>	PB	0.198	<b>753</b>	3841
4	351	Olegs KOZJAKOV	LAT	13 Jan 01	8	<b>51.39</b>	PB	0.193	<b>752</b>	4053
5	244	Florian FOURRE	FRA	12 Mar 00	3	<b>51.72</b>	PB	0.200	<b>737</b>	3538
6	265	Leo NEUGEBAUER	GER	19 Jun 00	2	<b>52.41</b>	PB	0.204	<b>707</b>	3842
	261	Maximilian KLUTH	GER	18 Jul 00	7	<b>DNS</b>				0

## DECATHLON U18 SUMMARY AFTER 5 EVENTS

RECORDS	RESULT	NAME	COUNTRY	AGE	VENUE	DATE
World U18 Best <b>WU18B</b>	<b>8104</b>	Valter KÜLVET	URS	17	Viimsi	23 Aug 1981
Championship Record <b>CR</b>	<b>8002</b>	Niklas KAUL	GER	17	Cali (Pascual Guerrero)	16 Jul 2015
World U18 Leading <b>WU18L</b>	<b>7559</b>	Ashley MOLONEY	AUS	17	Sydney (SOPAC)	30 Mar 2017

12-13 July 2017



PLACE	BIB	NAME	COUNTRY	POINTS	POINTS BEHIND LEADER	100 Metres	Long Jump	Shot Put (5kg)	High Jump	400 Metres	110m Hurdles	Discus Throw	Pole Vault	Javelin Throw	1500 Metres
1	243	Steven FAUVEL CLINCH	FRA	<b>4084</b>		10.82 (+1.3) 901(1)	7.38 (+0.3) 905(1) <b>1806(1)</b>	14.09 734(7) <b>2540(1)</b>	1.87 687(6) <b>3227(2)</b>	49.09 857(1) <b>4084(1)</b>					
2	351	Olegs KOZJAKOV	LAT	<b>4053</b>	-31	11.56 (+0.7) 740(9)	6.89 (-0.5) 788(3) <b>1528(4)</b>	18.06 979(1) <b>2507(2)</b>	1.99 794(1) <b>3301(1)</b>	51.39 752(4) <b>4053(2)</b>					
3	265	Leo NEUGEBAUER	GER	<b>3842</b>	-242	11.46 (+1.3) 761(7)	7.25 (+0.2) 874(2) <b>1635(2)</b>	14.51 760(6) <b>2395(3)</b>	1.93 740(3) <b>3135(3)</b>	52.41 707(7) <b>3842(3)</b>					
4	223	Jorge DÁVILA	ESP	<b>3841</b>	-243	11.43 (+1.3) 767(5)	6.88 (+0.7) 785(4) <b>1552(3)</b>	15.10 796(5) <b>2348(4)</b>	1.93 740(4) <b>3088(4)</b>	51.36 753(3) <b>3841(4)</b>					
5	172	Qihao SUN	CHN	<b>3653</b>	-431	11.77 (+0.7) 697(12)	6.63 (+0.3) 727(8) <b>1424(9)</b>	15.26 806(4) <b>2230(7)</b>	1.96 767(2) <b>2997(5)</b>	53.61 656(9) <b>3653(5)</b>					
6	357	Tomas SABAŠINSKAS	LTU	<b>3590</b>	-494	11.53 (+1.3) 746(8)	6.70 (+0.6) 743(5) <b>1489(7)</b>	15.86 843(3) <b>2332(5)</b>	1.84 661(8) <b>2993(6)</b>	55.04 597(12) <b>3590(6)</b>					
7	244	Florian FOURRE	FRA	<b>3538</b>	-546	11.32 (+1.3) 791(3)	6.67 (-0.3) 736(7) <b>1527(5)</b>	12.94 664(9) <b>2191(8)</b>	1.78 610(11) <b>2801(8)</b>	51.72 737(5) <b>3538(7)</b>					
8	119	Damián MORETTA	ARG	<b>3529</b>	-555	11.19 (+1.3) 819(2)	6.25 (+0.4) 641(10) <b>1460(8)</b>	12.66 647(11) <b>2107(10)</b>	1.78 610(12) <b>2717(10)</b>	50.05 812(2) <b>3529(8)</b>					
9	359	Lex DAMIT	LUX	<b>3478</b>	-606	11.35 (+0.7) 784(4)	6.69 (+0.4) 741(6) <b>1525(6)</b>	12.42 632(12) <b>2157(9)</b>	1.81 636(10) <b>2793(9)</b>	52.93 685(8) <b>3478(9)</b>					
10	512	Roman VOYTSESHUK	UKR	<b>3364</b>	-720	11.83 (+0.7) 685(13)	6.05 (+0.8) 597(12) <b>1282(12)</b>	13.87 720(8) <b>2002(11)</b>	1.90 714(5) <b>2716(11)</b>	53.79 648(10) <b>3364(10)</b>					
11	300	Reza KEFAYATI	IRI	<b>3348</b>	-736	11.67 (+0.7) 717(11)	6.11 (-1.0) 610(11) <b>1327(11)</b>	12.83 657(10) <b>1984(12)</b>	1.81 636(9) <b>2620(12)</b>	51.93 728(6) <b>3348(11)</b>					
12	199	Georgios KANARIS	CYP	<b>2953</b>	-1131	11.58 (+0.7) 736(10)	6.36 (+0.5) 666(9) <b>1402(10)</b>	16.21 864(2) <b>2266(6)</b>	1.87 687(7) <b>2953(7)</b>	DQ 0 <b>2953(12)</b>					
13	307	Hussein Ali MOHAMMEDAWI	IRQ	<b>2902</b>	-1182	11.99 (+0.7) 653(14)	5.51 (+0.4) 483(13) <b>1136(13)</b>	11.55 579(13) <b>1715(13)</b>	1.75 585(13) <b>2300(13)</b>	54.91 602(11) <b>2902(13)</b>					
	261	Maximilian KLUTH	GER	<b>DNF</b>		11.44 (+1.3) 765(6)	DNS								

# SUMMARY



## 100 Metres Girls - Round 1

First 3 in each heat (Q) and the next 4 fastest (q) advance to the Semi-Finals

RECORDS	RESULT	NAME	COUNTRY	AGE	VENUE	DATE
World U18 Best	<b>WU18B</b>	10.98 Candace HILL	USA	16	Shoretline, WA	20 Jun 2015
Championship Record	<b>CR</b>	11.08 Candace HILL	USA	16	Cali (Pascual Guerrero)	16 Jul 2015
World U18 Leading	<b>WU18L</b>	11.24 Kevona DAVIS	JAM	16	Kingston (NS), JAM	23 Jun 2017

12 July 2017

RANK	PLACE	HEAT	LANE	BIB	NAME	COUNTRY	DATE of BIRTH	RESULT		WIND
1	1	2	6	1040	Lorraine MARTINS	BRA	4 Apr 00	11.85	Q	-0.1
2	1	4	7	1200	Kevona DAVIS	JAM	20 Dec 01	11.88	Q	-0.4
3	1	3	5	1333	Mizgin AY	TUR	22 Jun 00	11.92	Q	-2.2
4	2	3	3	1275	Magdalena STEFANOWICZ	POL	21 Sep 00	12.01	Q	-2.2
5	2	4	5	1053	Luying GONG	CHN	22 Feb 00	12.03	Q	-0.4
6	2	2	8	1308	Tami ŠCANCAR	SLO	9 Mar 00	12.10	Q	-0.1
7	3	4	6	1257	Sade Amore DE SOUSA	NAM	28 Mar 01	12.12	Q	-0.4
8	3	2	3	1006	Guillermina COSSIO	ARG	16 Nov 00	12.15	Q	-0.1
9	1	1	6	1306	Rose XEYI	RSA	16 Mar 01	12.18	Q	-0.4
10	3	3	8	1315	Iza OBAL	SLO	25 Jul 00	12.19	Q	-2.2
11	4	3	7	1100	Martha MÉNDEZ	DOM	5 May 00	12.20	q	-2.2
12	2	1	4	1169	Beauty SOMUAH	GER	25 Jul 01	12.22	Q	-0.4
13	3	1	2	1195	Gal KADMON	ISR	18 Apr 00	12.25	Q	-0.4
14	5	3	2	1299	Joviale MBISHA	RSA	31 Oct 00	12.27	q	-2.2
15	4	1	3	1012	Yelena PEKHTIREVA	AZE	11 Jan 01	12.28 (.276)	q	-0.4
16	5	1	5	1371	Suwilanji Theresa MPONDELA	ZAM	7 Feb 00	12.28 (.278)	q	-0.4
17	4	2	2	1009	Gayane CHILOYAN	ARM	27 Sep 00	12.29		-0.1
18	4	4	8	1102	Scarle REYES	DOM	19 Apr 00	12.33		-0.4
19	5	2	5	1105	Katherine CHILLAMBO	ECU	23 Jan 00	12.38		-0.1
20	6	1	8	1340	Melike MALKOÇ	TUR	23 Nov 00	12.42		-0.4
21	6	2	7	1184	Pui Kei CHAN	HKG	24 Mar 00	12.44		-0.1
22	7	2	4	1227	Beatrice ANYANGO	KEN	31 May 01	12.50	PB	-0.1
23	5	4	4	1256	Marie Ann-Loa LEOPOLD	MRI	10 Jun 01	12.54		-0.4
24	6	4	1	1255	Jana MITOVSKA	MKD	19 Feb 01	12.67		-0.4
25	7	4	3	1330	Akouvi Judith KOUMEDZINA	TOG	4 Apr 01	12.71	PB	-0.4
26	6	3	6	1186	Jeany Nuraini Amelia AGRETA	INA	22 Aug 00	13.01		-2.2
27	7	3	4	1021	Faith MORRIS	BIZ	19 Mar 00	13.13	SB	-2.2
28	7	1	7	1048	Jordanie NGREKODOU	CAF	16 Mar 00	13.60	PB	-0.4
29	8	1	1	1151	Erica MOUWANGUI	GEQ	1 May 01	13.92	PB	-0.4
		2	1	1322	Agate DE SOUSA	STP	5 Jun 00	DNS		-0.1
		3	1	1237	Nancy SAAH	LBR	15 Feb 00	DNS		-2.2
		4	2	1259	Rosemary CHUKWUMA	NGR	5 Dec 01	DNS		-0.4

**SUMMARY**  
**100 Metres Girls - Round 1**

12 July 2017

RANK	PLACE	HEAT	LANE	BIB	NAME	COUNTRY	DATE of BIRTH	RESULT	WIND
------	-------	------	------	-----	------	---------	---------------	--------	------

ALL-TIME OUTDOOR TOP LIST					SEASON OUTDOOR TOP LIST				
RESULT	NAME	VENUE	DATE		RESULT	NAME	VENUE	2017	
10.98	Candace HILL (USA)	Shoreline, WA	20 Jun 15		11.24	Kevona DAVIS (JAM)	Kingston (NS), JAM	23 Jun	
11.10	Kaylin WHITNEY (USA)	Eugene (Hayward Field), OR	5 Jul 14		11.28	Sha'Carri RICHARDSON (USA)	Austin (Myers Stadium), TX	13 May	
11.13	Chandra CHEESEBOROUGH (USA)	Eugene, OR	21 Jun 76		11.30	Briana WILLIAMS (JAM)	Kingston (NS), JAM	23 Jun	
11.14	Marion JONES (USA)	Norwalk, CA	6 Jun 92		11.43	Kynneddy FLANNEL (USA)	Austin (Myers Stadium), TX	13 May	
11.14	Anqela WILLIAMS (USA)	Edwardsville, IL	21 Jun 97		11.43	Thelma DAVIES (USA)	Greensboro, NC	17 Jun	
11.16	Gabrielle MAYO (USA)	Indianapolis, IN	22 Jun 06		11.50	Sashieka STEELE (JAM)	Kingston (NS), JAM	11 Mar	
11.17	Wendy VEREEN (USA)	Colorado Springs, CO	3 Jul 83		11.50	Michae HARRIOTT (JAM)	Kingston (NS), JAM	11 Mar	
11.19	Khalifa ST FORT (TTO)	Cali (Pascual Guerrero)	16 Jul 15		11.51	Devine PARKER (BAH)	Nassau (T. Robinson Stadium)	15 Mar	
11.20	Raelene BOYLE (AUS)	iudad de México (Estadio Olímpico)	15 Oct 68		11.53	Julien ALFRED (LCA)	Kingston (NS), JAM	11 Mar	
11.24	Jeneba TARMOH (USA)	Indianapolis, IN	22 Jun 06		11.53	Arria MINOR (USA)	Lakewood, CO	21 May	
11.24	Jodie WILLIAMS (GBR)	Bedford, GBR	31 May 10						
11.24	Kevona DAVIS (JAM)	Kingston (NS), JAM	23 Jun 17						





# RESULTS



## 100 Metres Girls - Round 1

First 3 in each heat (Q) and the next 4 fastest (q) advance to the Semi-Finals

RECORDS	RESULT	NAME	COUNTRY	AGE	VENUE	DATE	
World U18 Best	<b>WU18B</b>	10.98	Candace HILL	USA	16	Shoreline, WA	20 Jun 2015
Championship Record	<b>CR</b>	11.08	Candace HILL	USA	16	Cali (Pascual Guerrero)	16 Jul 2015
World U18 Leading	<b>WU18L</b>	11.24	Kevona DAVIS	JAM	16	Kingston (NS), JAM	23 Jun 2017

Heat 1		12 July 2017		18:36 START TIME		25° C TEMPERATURE		47 % HUMIDITY		-0.4m/s WIND		
PLACE	BIB	NAME	COUNTRY	DATE OF BIRTH	LANE	RESULT	REACTION	Fn				
1	1306	Rose XEYI	RSA	16 Mar 01	6	12.18	Q	0.188				
2	1169	Beauty SOMUAH	GER	25 Jul 01	4	12.22	Q	0.201				
3	1195	Gal KADMON	ISR	18 Apr 00	2	12.25	Q	0.140				
4	1012	Yelena PEKHTIREVA	AZE	11 Jan 01	3	12.28	[.276] q	0.266				
5	1371	Suwitanji Theresa MPONDELA	ZAM	7 Feb 00	5	12.28	[.278] q	0.184				
6	1340	Melike MALKOÇ	TUR	23 Nov 00	8	12.42		0.204				
7	1048	Jordanie NGREKODOU	CAF	16 Mar 00	7	13.60	PB					
8	1151	Erica MOUWANGUI	GEQ	1 May 01	1	13.92	PB	0.336				

Heat 2		12 July 2017		18:43 START TIME		25° C TEMPERATURE		47 % HUMIDITY		-0.1m/s WIND		
PLACE	BIB	NAME	COUNTRY	DATE OF BIRTH	LANE	RESULT	REACTION	Fn				
1	1040	Lorraine MARTINS	BRA	4 Apr 00	6	11.85	Q	0.204				
2	1308	Tami ŠCANCAR	SLO	9 Mar 00	8	12.10	Q	0.192				
3	1006	Guillermina COSSIO	ARG	16 Nov 00	3	12.15	Q	0.173				
4	1009	Gayane CHILOYAN	ARM	27 Sep 00	2	12.29		0.197				
5	1105	Katherine CHILLAMBO	ECU	23 Jan 00	5	12.38		0.262				
6	1184	Pui Kei CHAN	HKG	24 Mar 00	7	12.44		0.214				
7	1227	Beatrice ANYANGO	KEN	31 May 01	4	12.50	PB	0.304				
	1322	Agate DE SOUSA	STP	5 Jun 00	1	DNS						

Heat 3		12 July 2017		18:50 START TIME		20° C TEMPERATURE		70 % HUMIDITY		-2.2m/s WIND		
PLACE	BIB	NAME	COUNTRY	DATE OF BIRTH	LANE	RESULT	REACTION	Fn				
1	1333	Mizgin AY	TUR	22 Jun 00	5	11.92	Q	0.224				
2	1275	Magdalena STEFANOWICZ	POL	21 Sep 00	3	12.01	Q	0.161				
3	1315	Iza OBAL	SLO	25 Jul 00	8	12.19	Q	0.256				
4	1100	Martha MÉNDEZ	DOM	5 May 00	7	12.20	q	0.272				
5	1299	Joviale MBISHA	RSA	31 Oct 00	2	12.27	q	0.167				
6	1186	Jeany Nuraini Amelia AGRETA	INA	22 Aug 00	6	13.01		0.344				
7	1021	Faith MORRIS	BIZ	19 Mar 00	4	13.13	SB	0.334				
	1237	Nancy SAAH	LBR	15 Feb 00	1	DNS						

Heat 4		12 July 2017		18:58 START TIME		20° C TEMPERATURE		70 % HUMIDITY		-0.4m/s WIND		
PLACE	BIB	NAME	COUNTRY	DATE OF BIRTH	LANE	RESULT	REACTION	Fn				
1	1200	Kevona DAVIS	JAM	20 Dec 01	7	11.88	Q	0.243				
2	1053	Luying GONG	CHN	22 Feb 00	5	12.03	Q	0.220				
3	1257	Sade Amore DE SOUSA	NAM	28 Mar 01	6	12.12	Q	0.198				
4	1102	Scarle REYES	DOM	19 Apr 00	8	12.33		0.235				
5	1256	Marie Ann-Loa LEOPOLD	MRI	10 Jun 01	4	12.54		0.193				
6	1255	Jana MITOVSKA	MKD	19 Feb 01	1	12.67		0.306				
7	1330	Akouvi Judith KOUEDZINA	TOG	4 Apr 01	3	12.71	PB	0.211				
	1259	Rosemary CHUKWUMA	NGR	5 Dec 01	2	DNS						

**RESULTS**  
**100 Metres Girls - Round 1**

ALL-TIME OUTDOOR TOP LIST				SEASON OUTDOOR TOP LIST			
RESULT	NAME	VENUE	DATE	RESULT	NAME	VENUE	2017
10.98	Candace HILL (USA)	Shoreline, WA	20 Jun 15	11.24	Kevona DAVIS (JAM)	Kingston (NS), JAM	23 Jun
11.10	Kaylin WHITNEY (USA)	Eugene (Hayward Field), OR	5 Jul 14	11.28	Sha'Carri RICHARDSON (USA)	Austin (Myers Stadium), TX	13 May
11.13	Chandra CHEESEBOROUGH (USA)	Eugene, OR	21 Jun 76	11.30	Briana WILLIAMS (JAM)	Kingston (NS), JAM	23 Jun
11.14	Marion JONES (USA)	Norwalk, CA	6 Jun 92	11.43	Kynneddy FLANNEL (USA)	Austin (Myers Stadium), TX	13 May
11.14	Angela WILLIAMS (USA)	Edwardsville, IL	21 Jun 97	11.43	Thelma DAVIES (USA)	Greensboro, NC	17 Jun
11.16	Gabrielle MAYO (USA)	Indianapolis, IN	22 Jun 06	11.50	Sashieka STEELE (JAM)	Kingston (NS), JAM	11 Mar
11.17	Wendy VEREEN (USA)	Colorado Springs, CO	3 Jul 83	11.50	Michae HARRIOTT (JAM)	Kingston (NS), JAM	11 Mar
11.19	Khalifa ST FORT (TTO)	Cali (Pascual Guerrero)	16 Jul 15	11.51	Devine PARKER (BAH)	Nassau (T. Robinson Stadium)	15 Mar
11.20	Raelene BOYLE (AUS)	iudad de México (Estadio Olímpico)	15 Oct 68	11.53	Julien ALFRED (LCA)	Kingston (NS), JAM	11 Mar
11.24	Jeneba TARMOH (USA)	Indianapolis, IN	22 Jun 06	11.53	Arria MINOR (USA)	Lakewood, CO	21 May
11.24	Jodie WILLIAMS (GBR)	Bedford, GBR	31 May 10				
11.24	Kevona DAVIS (JAM)	Kingston (NS), JAM	23 Jun 17				



# SUMMARY



## 400 Metres Girls - Round 1

First 3 in each heat (Q) and the next 4 fastest (q) advance to the Semi-Finals

RECORDS	RESULT	NAME	COUNTRY	AGE	VENUE	DATE	
World U18 Best	<b>WU18B</b>	50.01	Jing LI	CHN	17	Shanghai	18 Oct 1997
Championship Record	<b>CR</b>	51.19	Nawal EL JACK	SUD	17	Marrakech (Sidi Youssef Ben Ali)	15 Jul 2005
World U18 Leading	<b>WU18L</b>	52.05	Arria MINOR	USA	16	Sacramento (Hornet Stadium), CA	24 Jun 2017

12 July 2017

RANK	PLACE	HEAT	LANE	BIB	NAME	COUNTRY	DATE of BIRTH	RESULT	
1	1	2	3	1222	Mary MORAA	KEN	15 Jun 00	<b>54.07</b>	Q <b>PB</b>
2	2	2	2	1038	Giovana Rosalia DOS SANTOS	BRA	8 Aug 00	<b>54.29</b>	Q <b>PB</b>
3	1	1	2	1013	Doneisha ANDERSON	BAH	21 Sep 00	<b>54.36</b>	Q
4	2	1	6	1370	Niddy MINGILISHI	ZAM	24 Aug 01	<b>54.51</b>	Q <b>PB</b>
5	3	2	5	1320	Katarina SEKULIC	SRB	3 Jun 00	<b>54.86</b>	Q <b>PB</b>
6	1	3	4	1099	Milagros DURÁN	DOM	10 Sep 00	<b>55.05</b>	Q <b>PB</b>
7	2	3	8	1202	Shaquena FOOTE	JAM	23 Jul 01	<b>55.18</b>	Q
8	4	2	7	1207	Aliya BOSNAK	JOR	19 Dec 00	<b>55.38</b>	q <b>PB</b>
9	3	1	3	1281	Bianca Georgiana ANTON	ROU	21 Jan 00	<b>55.45</b>	Q <b>PB</b>
10	1	4	3	1092	Barbora MALÍKOVÁ	CZE	30 Dec 01	<b>55.56</b>	Q
11	4	1	5	1121	Hana AMSALU	ETH	27 Mar 01	<b>55.67</b>	q
12	2	4	4	1217	Sharon JEBET	KEN	10 Oct 00	<b>55.91</b>	Q <b>PB</b>
13	5	1	7	1044	Elena GEORGIEVA	BUL	23 Jun 01	<b>55.93</b>	q <b>PB</b>
14	3	3	7	1288	Maria SCROB	ROU	18 Nov 01	<b>55.99</b>	Q <b>PB</b>
15	6	1	4	1192	Maryam MOHEBBI	IRI	26 Jan 00	<b>56.13</b>	q
16	4	3	5	1055	Yina LIANG	CHN	20 Apr 01	<b>56.22</b>	
17	3	4	7	1158	Laura KAUFMANN	GER	28 Jan 00	<b>56.40</b>	Q
18	5	2	6	1190	Dandi JYOTHIKA SRI	IND	16 Jul 00	<b>57.15</b>	
19	4	4	2	1361	Maryana SHOSTAK	UKR	24 Oct 00	<b>57.52</b>	
20	6	2	4	1014	Wendira MOSS	BAH	12 Dec 01	<b>57.68</b>	
21	5	4	6	1365	Valery MONTENEGRO	VEN	29 Mar 00	<b>58.17</b>	
22	5	3	2	1010	Linda Philip MAMUN	ART	1 Jan 01	<b>1:07.55</b>	<b>PB</b>
		3	6	1030	Naledi LOPANG	BOT	14 Jun 00	<b>DQ</b>	163.3[a]
		4	8	1072	Johanna BANGALA IKABU	COD	31 Jul 01	<b>DNS</b>	
		3	3	1261	Knowledge OMOVOH	NGR	10 Jan 00	<b>DNS</b>	
		4	5	1258	Uwemedino Akpan ABASIONO	NGR	15 Dec 00	<b>DNS</b>	

**NOTE** IAAF Rule 163.3[a] - Lane infringement

### ALL-TIME OUTDOOR TOP LIST

RESULT	NAME	VENUE	DATE
50.01	Jinq LI (CHN)	Shanghai	18 Oct 97
50.48	Grit BREUER (GDR)	Neubrandenburg (Jahn Sportpark)	22 Jul 89
50.69	Sanya RICHARDS-ROSS (USA)	Palo Alto, CA	22 Jun 02
50.74	Monique HENDERSON (USA)	Norwalk, CA	3 Jun 00
50.84	Christina BREHMER-LATHAN (GDR)	Halle	21 Jun 75
51.04	Kadecia BAIRD (GUY)	Barcelona (Estadio Olímpico)	13 Jul 12
51.09	Sherrie HOWARD (USA)	Colorado Springs, CO	28 Jul 79
51.16	Linsey MACDONALD (GBR)	London (Crystal Palace)	15 Jun 80
51.19	Nawal EL JACK (SUD)	Marrakech (Sidi Youssef Ben Ali)	15 Jul 05
51.30	Danijela GRGIC (CRO)	Marrakech (Sidi Youssef Ben Ali)	15 Jul 05

### SEASON OUTDOOR TOP LIST

RESULT	NAME	VENUE	2017
52.05	Arria MINOR (USA)	Sacramento (Hornet Stadium), CA	24 Jun
52.94	Kennedy SIMON (USA)	Mount Berry, GA	13 May
52.96	Ella CONNOLLY (AUS)	Sydney (SOPAC)	27 Mar
53.01	Sanique WALKER (JAM)	Kingston (NS), JAM	5 Mar
53.02	Bendere OBOYA (AUS)	Sydney (SOPAC)	27 Mar
53.02	Bailey LEAR (USA)	Lucas, TX	20 May
53.24	Elise LASSER (BEL)	Bruxelles (Boudewijnstadion)	2 Jul
53.36	Sterling LESTER (USA)	Powder Springs, GA	29 Apr
53.44	Abigail BROOKS (JAM)	Kingston (NS), JAM	5 Mar
53.51	Kimberly HARRIS (USA)	Greensboro, NC	18 Jun

# RESULTS



## 400 Metres Girls - Round 1

First 3 in each heat (Q) and the next 4 fastest (q) advance to the Semi-Finals

RECORDS	RESULT	NAME	COUNTRY	AGE	VENUE	DATE
World U18 Best	<b>WU18B</b>	50.01	Jing LI	CHN	17	Shanghai 18 Oct 1997
Championship Record	<b>CR</b>	51.19	Nawal EL JACK	SUD	17	Marrakech (Sidi Youssef Ben Ali) 15 Jul 2005
World U18 Leading	<b>WU18L</b>	52.05	Arria MINOR	USA	16	Sacramento (Hornet Stadium), CA 24 Jun 2017

### Heat 1

4

12 July 2017 11:20 START TIME

22° C TEMPERATURE 57 % HUMIDITY

PLACE	BIB	NAME	COUNTRY	DATE of BIRTH	LANE	RESULT	REACTION	Fn
1	1013	Doneisha ANDERSON	BAH	21 Sep 00	2	54.36	Q 0.345	
2	1370	Niddy MINGILISHI	ZAM	24 Aug 01	6	54.51	Q PB 0.217	
3	1281	Bianca Georgiana ANTON	ROU	21 Jan 00	3	55.45	Q PB 0.210	
4	1121	Hana AMSALU	ETH	27 Mar 01	5	55.67	q 0.246	
5	1044	Elena GEORGIEVA	BUL	23 Jun 01	7	55.93	q PB 0.266	
6	1192	Maryam MOHEBBI	IRI	26 Jan 00	4	56.13	q 0.208	

### Heat 2

4

12 July 2017 11:29 START TIME

22° C TEMPERATURE 57 % HUMIDITY

PLACE	BIB	NAME	COUNTRY	DATE of BIRTH	LANE	RESULT	REACTION	Fn
1	1222	Mary MORAA	KEN	15 Jun 00	3	54.07	Q PB 0.208	
2	1038	Giovana Rosalia DOS SANTOS	BRA	8 Aug 00	2	54.29	Q PB 0.227	
3	1320	Katarina SEKULIC	SRB	3 Jun 00	5	54.86	Q PB	
4	1207	Aliya BOSNAK	JOR	19 Dec 00	7	55.38	q PB	
5	1190	Dandi JYOTHIKA SRI	IND	16 Jul 00	6	57.15		
6	1014	Wendira MOSS	BAH	12 Dec 01	4	57.68	0.221	

### Heat 3

4

12 July 2017 11:35 START TIME

22° C TEMPERATURE 57 % HUMIDITY

PLACE	BIB	NAME	COUNTRY	DATE of BIRTH	LANE	RESULT	REACTION	Fn
1	1099	Milagros DURÁN	DOM	10 Sep 00	4	55.05	Q PB 0.205	
2	1202	Shaquena FOOTE	JAM	23 Jul 01	8	55.18	Q 0.215	
3	1288	Maria SCROB	ROU	18 Nov 01	7	55.99	Q PB 0.208	
4	1055	Yina LIANG	CHN	20 Apr 01	5	56.22	0.229	
5	1010	Linda Philip MAMUN	ART	1 Jan 01	2	1:07.55	PB 0.170	
	1030	Naledi LOPANG	BOT	14 Jun 00	6	DQ	163.3[a]	
	1261	Knowledge OMOVOH	NGR	10 Jan 00	3	DNS		

NOTE IAAF Rule 163.3[a] - Lane infringement

### Heat 4

4

12 July 2017 11:41 START TIME

22° C TEMPERATURE 57 % HUMIDITY

PLACE	BIB	NAME	COUNTRY	DATE of BIRTH	LANE	RESULT	REACTION	Fn
1	1092	Barbora MALÍKOVÁ	CZE	30 Dec 01	3	55.56	Q	
2	1217	Sharon JEBET	KEN	10 Oct 00	4	55.91	Q PB	
3	1158	Laura KAUFMANN	GER	28 Jan 00	7	56.40	Q 0.193	
4	1361	Maryana SHOSTAK	UKR	24 Oct 00	2	57.52	0.303	
5	1365	Valery MONTENEGRO	VEN	29 Mar 00	6	58.17	0.285	
	1258	Uwemedino Akpan ABASIONO	NGR	15 Dec 00	5	DNS		
	1072	Johanna BANGALA IKABU	COD	31 Jul 01	8	DNS		

**RESULTS**  
**400 Metres Girls - Round 1**

ALL-TIME OUTDOOR TOP LIST				SEASON OUTDOOR TOP LIST			
RESULT	NAME	VENUE	DATE	RESULT	NAME	VENUE	2017
50.01	Jinq LI (CHN)	Shanghai	18 Oct 97	52.05	Arria MINOR (USA)	Sacramento (Hornet Stadium), CA	24 Jun
50.48	Grit BREUER (GDR)	Neubrandenburg (Jahn Sportpark)	22 Jul 89	52.94	Kennedy SIMON (USA)	Mount Berry, GA	13 May
50.69	Sanya RICHARDS-ROSS (USA)	Palo Alto, CA	22 Jun 02	52.96	Ella CONNOLLY (AUS)	Sydney (SOPAC)	27 Mar
50.74	Monique HENDERSON (USA)	Norwalk, CA	3 Jun 00	53.01	Sanique WALKER (JAM)	Kingston (NS), JAM	5 Mar
50.84	Christina BREHMER-LATHAN (GDR)	Halle	21 Jun 75	53.02	Bendere OBOYA (AUS)	Sydney (SOPAC)	27 Mar
51.04	Kadecia BAIRD (GUY)	Barcelona (Estadio Olímpico)	13 Jul 12	53.02	Bailey LEAR (USA)	Lucas, TX	20 May
51.09	Sherrie HOWARD (USA)	Colorado Springs, CO	28 Jul 79	53.24	Elise LASSER (BEL)	Bruxelles (Boudewijnstadion)	2 Jul
51.16	Linsey MACDONALD (GBR)	London (Crystal Palace)	15 Jun 80	53.36	Sterling LESTER (USA)	Powder Springs, GA	29 Apr
51.19	Nawal EL JACK (SUD)	Marrakech (Sidi Youssef Ben Ali)	15 Jul 05	53.44	Abigail BROOKS (JAM)	Kingston (NS), JAM	5 Mar
51.30	Danijela GRGIC (CRO)	Marrakech (Sidi Youssef Ben Ali)	15 Jul 05	53.51	Kimberly HARRIS (USA)	Greensboro, NC	18 Jun



# RESULTS



## 3000 Metres Girls - Final

RECORDS	RESULT	NAME	COUNTRY	AGE	VENUE	DATE
World U18 Best	<b>WU18B</b>	8:36.45 Ningning MA	CHN	17	Jinan	6 Jun 1993
Championship Record	<b>CR</b>	8:53.94 Mercy CHERONO	KEN	16	Ostrava	11 Jul 2007
World U18 Leading	<b>WU18L</b>	9:01.52 Martha MOKAYA	KEN	17	Fukuoka (Hakatanomori)	18 Jun 2017

12 July 2017 19:40 START TIME 20° C TEMPERATURE 70 % HUMIDITY

PLACE	BIB	NAME	COUNTRY	DATE of BIRTH	ORDER	RESULT
1	1131	Abersh MINSEWO	ETH	22 Feb 01	9	<b>9:24.62</b>
2	1214	Emmaculate CHEPKIRUI	KEN	3 Aug 00	10	<b>9:24.69</b>
3	1129	Yitayish MEKONENE	ETH	17 Mar 00	5	<b>9:28.46</b>
4	1211	Beatrice CHEBET	KEN	5 Mar 00	3	<b>9:33.26</b>
5	1348	Sarah CHELANGAT	UGA	5 Jun 01	8	<b>9:40.18</b>
6	1347	Esther Yeko CHEKWEMOI	UGA	11 May 01	11	<b>9:40.21</b>
7	1137	Claire CARRERE	FRA	10 Apr 00	6	<b>10:00.69</b>
8	1142	Berenice FULCHIRON	FRA	17 Feb 00	12	<b>10:02.05</b>
9	1016	Micheline NIYOMAHORO	BDI	1 Apr 01	1	<b>10:02.33</b>
10	1098	Sophie SØFELDT	DEN	4 Apr 00	2	<b>10:04.93</b>
11	1246	Souhaila BAHTAR	MAR	5 Jun 00	13	<b>10:20.33</b>
12	1298	Dipuo MASHISHI	RSA	2 Oct 01	4	<b>11:06.60</b>
13	1017	Téna TCHAMMOU	BEN	30 Jun 00	7	<b>12:13.63</b> <span style="border: 1px solid black; padding: 0 2px;">PB</span>
	1251	Mercy MALEMBO	MAW	18 Dec 00	14	<b>DNS</b>

INTERMEDIATE TIMES	1000m	1211 Beatrice CHEBET	3:23.16
	2000m	1129 Yitayish MEKONENE	6:34.74

ALL-TIME OUTDOOR TOP LIST				SEASON OUTDOOR TOP LIST			
RESULT	NAME	VENUE	DATE	RESULT	NAME	VENUE	2017
8:36.45	Ninaning MA (CHN)	Jinan	6 Jun 93	9:01.52	Martha MOKAYA (KEN)	Fukuoka (Hakatanomori)	18 Jun
8:39.00	Zola PIETERSE (RSA)	Durban	2 Apr 83	9:05.7	Emmaculate CHEPKIRUI (KEN)	Nairobi (Nyayo Stadium)	14 Jun
8:41.76	Bevenu DEGEFA (ETH)	Bydgoszcz (Stadion Zawisza)	20 Jul 16	9:07.0	Beatrice CHEBET (KEN)	Nairobi (Nyayo Stadium)	14 Jun
8:41.86	Tirunesh DIBABA (ETH)	Bruxelles	30 Aug 02	9:07.55	Shuri OGASAWARA (JPN)	Yokohama (NSSU)	22 Apr
8:44.53	Sally BARSOSIO (KEN)	Zürich	16 Aug 95	9:09.33	Delia SCLABAS (SUI)	Vaasa	24 Jun
8:44.54	Purity Cherotich RIONORIPO (KEN)	Rieti (Guidobaldi)	29 Aug 10	9:09.50	Hikari ONISHI (JPN)	Kyoto (Nishikyogoku)	18 Jun
8:48.28	Gabriela SZABO (ROU)	Seoul (Olympic Stadium)	20 Sep 92	9:11.78	Tomomi Musembi TAKAMATSU (JPN)	Kyoto (Nishikyogoku)	18 Jun
8:48.30	Sentavehu EJIGU (ETH)	Zürich	16 Aug 02	9:12.93	Yumi FUJINAKA (JPN)	Nagoya (Mizuho)	18 Jun
8:48.93	Gelete BURKA (ETH)	Paris Saint-Denis	4 Jul 03	9:14.36	Yuna ARAI (JPN)	Kyoto (Nishikyogoku)	18 Jun
8:51.22	Annemari SANDELL-HYRVÄRINEN (FIN)	an Sebastián	1 Aug 93	9:14.67	Montanna MCAVOY (AUS)	Sydney (SOPAC)	29 Mar



# RACE ANALYSIS



## 3000 Metres Girls - Final

12 July 2017 19:40 START TIME 20° C TEMPERATURE 70 % HUMIDITY

PLACE	BIB	NAME	COUNTRY	DATE of BIRTH	RESULT
		<b>1000m</b>			
		<b>2000m</b>			
<b>1</b>	1131	<b>Abersh MINSEWO</b>	ETH	22 Feb 01	<b>9:24.62</b>
		3:23.40 (4)			6:35.17 (5) 3:11.77 (4) 2:49.45 (1)
<b>2</b>	1214	<b>Emmaculate CHEPKIRUI</b>	KEN	3 Aug 00	<b>9:24.69</b>
		3:23.58 (7)			6:34.97 (3) 3:11.39 (1) 2:49.72 (2)
<b>3</b>	1129	<b>Yitayish MEKONENE</b>	ETH	17 Mar 00	<b>9:28.46</b>
		3:23.18 (2)			<b>6:34.74</b> (1) 3:11.56 (2) 2:53.72 (3)
<b>4</b>	1211	<b>Beatrice CHEBET</b>	KEN	5 Mar 00	<b>9:33.26</b>
		<b>3:23.16</b> (1)			6:34.97 (3) 3:11.81 (5) 2:58.29 (4)
<b>5</b>	1348	<b>Sarah CHELANGAT</b>	UGA	5 Jun 01	<b>9:40.18</b>
		3:23.89 (11)			6:35.76 (6) 3:11.87 (6) 3:04.42 (5)
<b>6</b>	1347	<b>Esther Yeko CHEKWEMOI</b>	UGA	11 May 01	<b>9:40.21</b>
		3:23.36 (3)			6:34.92 (2) 3:11.56 (2) 3:05.29 (6)
<b>7</b>	1137	<b>Claire CARRERE</b>	FRA	10 Apr 00	<b>10:00.69</b>
		3:23.94 (12)			6:41.87 (10) 3:17.93 (9) 3:18.82 (7)
<b>8</b>	1142	<b>Berenice FULCHIRON</b>	FRA	17 Feb 00	<b>10:02.05</b>
		3:23.54 (6)			6:39.34 (8) 3:15.80 (8) 3:22.71 (8)
<b>9</b>	1016	<b>Micheline NIYOMAHORO</b>	BDI	1 Apr 01	<b>10:02.33</b>
		3:23.45 (5)			6:39.06 (7) 3:15.61 (7) 3:23.27 (10)
<b>10</b>	1098	<b>Sophie SØEFELDT</b>	DEN	4 Apr 00	<b>10:04.93</b>
		3:23.71 (10)			6:41.81 (9) 3:18.10 (10) 3:23.12 (9)
<b>11</b>	1246	<b>Souhaila BAHTAR</b>	MAR	5 Jun 00	<b>10:20.33</b>
		3:23.60 (8)			6:44.12 (11) 3:20.52 (11) 3:36.21 (11)
<b>12</b>	1298	<b>Dipuo MASHISHI</b>	RSA	2 Oct 01	<b>11:06.60</b>
		3:23.67 (9)			6:48.58 (12) 3:24.91 (12) 4:18.02 (12)
<b>13</b>	1017	<b>Téna TCHAMMOU</b>	BEN	30 Jun 00	<b>12:13.63</b> <span style="border: 1px solid black; padding: 0 2px;">PB</span>
		3:25.18 (13)			7:42.91 (13) 4:17.73 (13) 4:30.72 (13)
	1251	<b>Mercy MALEMBO</b>	MAW	18 Dec 00	<b>DNS</b>

# RESULTS

## Shot Put Girls - Final



RECORDS	RESULT	NAME	COUNTRY	AGE	VENUE	DATE
World U18 Best	<b>WU18B</b>	20.52 Corrie DE BRUIN	NED	17	Assen	13 Jun 1993
Championship Record	<b>CR</b>	20.14 Emel DERELI	TUR	17	Donetsk	11 Jul 2013
World U18 Leading	<b>WU18L</b>	19.58 Jorinde VAN KLINKEN	NED	17	Halle	21 May 2017

12 July 2017 19:20 START TIME 20° C 70 %  
TEMPERATURE HUMIDITY  
20:37 END TIME 20° C 70 %

PLACE	BIB	NAME	COUNTRY	DATE OF BIRTH	ORDER	RESULT	1	2	3	ORDER	4	5	6
1	1154	Selina DANTZLER	GER	12 Mar 00	3	<b>17.64</b>	17.49	16.97	16.68	8	17.42	17.64	17.41
2	1068	Tianxiao YU	CHN	6 Jun 01	10	<b>17.62</b> PB	16.56	16.83	16.69	5	X	17.62	X
3	1063	Yue SUN	CHN	19 Jun 01	7	<b>17.59</b> PB	X	17.00	X	6	16.99	17.59	17.35
4	1170	Jule STEUER	GER	13 Sep 00	11	<b>17.03</b>	17.03	16.96	16.92	7	16.62	16.92	X
5	1302	Meike STRYDOM	RSA	25 Aug 00	8	<b>16.40</b> PB	14.57	X	14.87	1	15.86	X	16.40
6	1274	Ewa RÓZANSKA	POL	22 Dec 00	1	<b>15.79</b>	15.45	X	X	4	X	15.79	X
7	1358	Tetyana KRAVCHENKO	UKR	20 Aug 00	6	<b>15.71</b>	X	13.90	15.27	2	15.22	15.66	15.71
8	1036	Gleice Stefanie DE CASTRO	BRA	11 Jan 00	15	<b>15.40</b>	X	15.33	X	3	14.59	X	15.40
9	1093	Denisa PRECKOVÁ	CZE	16 Sep 00	4	<b>14.76</b>	14.29	14.73	14.76				
10	1239	Urte BACIANSKAITE	LTU	17 Sep 00	12	<b>14.74</b>	14.07	14.74	14.18				
11	1136	Ashley BOLOGNA	FRA	11 Apr 00	14	<b>14.72</b>	14.72	X	14.24				
12	1147	Amanda NGANDU-NTUMBA	FRA	24 Jun 00	9	<b>14.55</b>	14.34	14.55	14.24				
13	1291	Ioana Diana TIGANASU	ROU	16 Jan 00	5	<b>14.38</b>	13.83	X	14.38				
14	1027	Karyna YEHINIAN	BLR	20 Jan 01	2	<b>14.28</b>	14.24	13.82	14.28				
15	1210	Peninah AKOTH	KEN	11 Feb 00	13	<b>10.91</b>	10.91	X	X				

ALL-TIME OUTDOOR TOP LIST				SEASON OUTDOOR TOP LIST			
RESULT	NAME	VENUE	DATE	RESULT	NAME	VENUE	2017
20.52	Corrie DE BRUIN (NED)	Assen	13 Jun 93	19.58	Jorinde VAN KLINKEN (NED)	Halle	21 May
20.14	Emel DERELI (TUR)	Donetsk	11 Jul 13	18.19	Selina DANTZLER (GER)	Bad Rippoldsau-Schapbach	25 Jun
19.60	Aléna BUGAKOVA (RUS)	Chelyabinsk	4 Jul 14	17.62	Tianxiao YU (CHN)	Nairobi	12 Jul
19.58	Jorinde VAN KLINKEN (NED)	Halle	21 May 17	17.59	Yue SUN (CHN)	Nairobi	12 Jul
19.12	Melissa BOEKELMAN (NED)	Bergen op Zoom	1 Jul 06	17.50	Hongmei SHI (CHN)	Bangkok (National Stadium)	20 May
18.83	Tianqian GUO (CHN)	Yantai	13 Jul 12	17.27	Jule STEUER (GER)	Halle	21 May
18.56	Kristina RAKOCEVIC (MNE)	Bar	7 Mar 15	17.13	Denisa PRECKOVÁ (CZE)	Hodonín	6 May
18.53	Julia RITTER (GER)	Cali (Pascual Guerrero)	16 Jul 15	16.95	Ashley BOLOGNA (FRA)	Mont Dore	21 Jun
18.50	Alexandra EMILIANOV (MDA)	Tbilisi (New District Arena)	16 Jul 16	16.87	Xinhui LI (CHN)	Tomblaine	26 Jun
18.31	Alyssa WILSON (USA)	West Long Branch, NJ	5 Jun 16	16.85	Tetyana KRAVCHENKO (UKR)	Kropyvnytskyi	18 Jun



# RESULTS



## Discus Throw Girls - Qualification

With qualifying standard of 48.00 (Q) or at least the 12 best performers (q) advance to the Final

RECORDS	RESULT	NAME	COUNTRY	AGE	VENUE	DATE	
World U18 Best	<b>WU18B</b>	<b>65.86</b>	Ilke WYLUDDA	GDR	17	Neubrandenburg (Jahn Sportpark)	1 Aug 1986
Championship Record	<b>CR</b>	<b>56.34</b>	Yuchen XIE	CHN	17	Donetsk	10 Jul 2013
World U18 Leading	<b>WU18L</b>	<b>53.77</b>	Jorinde VAN KLINKEN	NED	17	Halle	21 May 2017

**12 July 2017** 10:40 START TIME  
11:43 END TIME  
17° C TEMPERATURE 77% HUMIDITY  
22° C 57%

PLACE	BIB	NAME	COUNTRY	DATE OF BIRTH	ORDER	RESULT	1	2	3
1	1152	Leia BRAUNAGEL	GER	5 Oct 00	15	<b>51.33</b> Q <b>PB</b>	51.33		
2	1085	Silinda O. MORALES	CUB	30 Aug 00	2	<b>50.54</b> Q	50.54		
3	1303	Tharina VAN DER WALT	RSA	22 Feb 00	11	<b>48.81</b> Q	48.81		
4	1084	Melany del P. MATHEUS	CUB	19 Jan 01	8	<b>48.30</b> Q	44.44	48.30	
5	1174	Sandy UHLIG	GER	20 Apr 00	9	<b>46.76</b> q	46.76	42.93	X
6	1274	Ewa RÓZANSKA	POL	22 Dec 00	4	<b>46.68</b> q <b>SB</b>	44.60	46.68	X
7	1057	Quantong LIU	CHN	12 Jan 01	14	<b>46.65</b> q	46.46	44.70	46.65
8	1147	Amanda NGANDU-NTUMBA	FRA	24 Jun 00	13	<b>46.42</b> q	45.47	43.68	46.42
9	1291	Ioana Diana TIGANASU	ROU	16 Jan 00	5	<b>45.63</b> q	X	44.94	45.63
10	1354	Daria HARKUSHA	UKR	20 Apr 00	17	<b>44.24</b> q	44.24	X	X
11	1108	Rana AHMED	EGY	24 Aug 01	10	<b>43.56</b> q	40.83	41.58	43.56
12	1067	Yuanyuan YIN	CHN	8 Oct 00	3	<b>43.53</b> q	43.53	X	X
13	1110	Rima NASR	EGY	19 Jun 00	12	<b>42.60</b>	42.60	40.45	X
14	1095	Annesofie HARTMANN NIELSE	DEN	22 Sep 00	16	<b>41.18</b>	X	X	41.18
15	1205	Kimone REID	JAM	16 Aug 00	6	<b>40.84</b>	40.43	X	40.84
16	1362	Dahiana LÓPEZ	URU	31 Aug 01	1	<b>40.12</b>	36.26	X	40.12
	1216	Vivian CHEPTOO	KEN	28 Oct 00	7	<b>DNS</b>			

ALL-TIME OUTDOOR TOP LIST				SEASON OUTDOOR TOP LIST			
RESULT	NAME	VENUE	DATE	RESULT	NAME	VENUE	2017
65.86	Ilke WYLUDDA (GDR)	Neubrandenburg (Jahn Sportpark)	1 Aug 86	53.77	Jorinde VAN KLINKEN (NED)	Halle	21 May
63.68	Astrid KUMBERNUSS (GDR)	Leipzig	28 Jul 87	53.21	Silinda O. MORALES (CUB)	La Habana (Estadio Panamericano)	12 May
62.42	Irina MESZYNSKI (GDR)	Erfurt	23 Jun 79	52.41	Yuanyuan YIN (CHN)	Nanchang	20 Apr
61.96	Larisa PLATONOVA-DROBAKHA (URS)	irmingham, GBR	5 Jun 83	52.22	Melany del P. MATHEUS (CUB)	La Habana (Estadio Panamericano)	15 Mar
60.50	Yan LIANG (CHN)	Kunshan	25 Sep 12	51.98	Shelby MORAN (USA)	Wilsonville, OR	22 Apr
60.32	Fenqing LIU (CHN)	Shijiazhuang	22 Sep 96	51.76	Jocelynn BUDWIG (USA)	Clovis (Veteran's Memorial), CA	28 Apr
60.00	Evelin JAHL (GDR)	Duisburg	26 Aug 73	51.33	Leia BRAUNAGEL (GER)	Nairobi	12 Jul
59.84	Svetla MITKOVA-SINIRTAS (BUL)	Sofia	11 Jul 81	50.88	Kalynn MEYER (USA)	Superior, NE	13 Apr
59.76	Jana GÜNTHER (GDR)	Jena	5 Jun 85	50.85	Tharina VAN DER WALT (RSA)	Durban (Kings Park)	30 Mar
59.58	Zhili LUAN (CHN)	Shenyang	13 Sep 89	50.33	Quantong LIU (CHN)	Nanchang	20 Apr

## MEDAL TABLE

**After Day 1 ( 12 July 2017 ), 3 of 39 Events**

PLACE	COUNTRY	TOTAL	W	M	X	GOLD				SILVER				BRONZE				
						TOTAL	W	M	X	TOTAL	W	M	X	TOTAL	W	M	X	
<b>1</b>	<b>RSA SOUTH AFRICA</b>	<b>2</b>		<b>2</b>		<b>1</b>		<b>1</b>		<b>1</b>		<b>1</b>						
<b>2</b>	<b>ETH ETHIOPIA</b>	<b>2</b>	<b>2</b>			<b>1</b>	<b>1</b>							<b>1</b>	<b>1</b>			
<b>3</b>	<b>GER GERMANY</b>	<b>1</b>	<b>1</b>			<b>1</b>	<b>1</b>											
<b>4</b>	<b>CHN PR OF CHINA</b>	<b>2</b>	<b>2</b>						<b>1</b>	<b>1</b>				<b>1</b>	<b>1</b>			
<b>5</b>	<b>KEN KENYA</b>	<b>1</b>	<b>1</b>						<b>1</b>	<b>1</b>								
<b>6</b>	<b>JAM JAMAICA</b>	<b>1</b>		<b>1</b>										<b>1</b>		<b>1</b>		



## PLACING TABLE

**After Day 1 ( 12 July 2017 ), 3 of 39 Events**

PLACE	POINTS	COUNTRY	Gold	Silver	Bronze	Fourth	Fifth	Sixth	Seventh	Eighth
1	19	RSA <b>SOUTH AFRICA</b>	1	1			1			
2	18	GER <b>GERMANY</b>	1			1	1			1
3	14	ETH <b>ETHIOPIA</b>	1		1					
4	13	CHN <b>PR OF CHINA</b>		1	1					
5	12	KEN <b>KENYA</b>		1		1				
6	7	UGA <b>UGANDA</b>					1	1		
7	6	BRA <b>BRAZIL</b>				1				1
	6	JAM <b>JAMAICA</b>			1					
9	3	BAH <b>BAHAMAS</b>						1		
	3	FRA <b>FRANCE</b>							1	1
	3	POL <b>POLAND</b>						1		
12	2	KSA <b>SAUDI ARABIA</b>							1	
	2	UKR <b>UKRAINE</b>							1	

